

RX

RX 500h / RX 350h / RX 350




Overseas model shown.

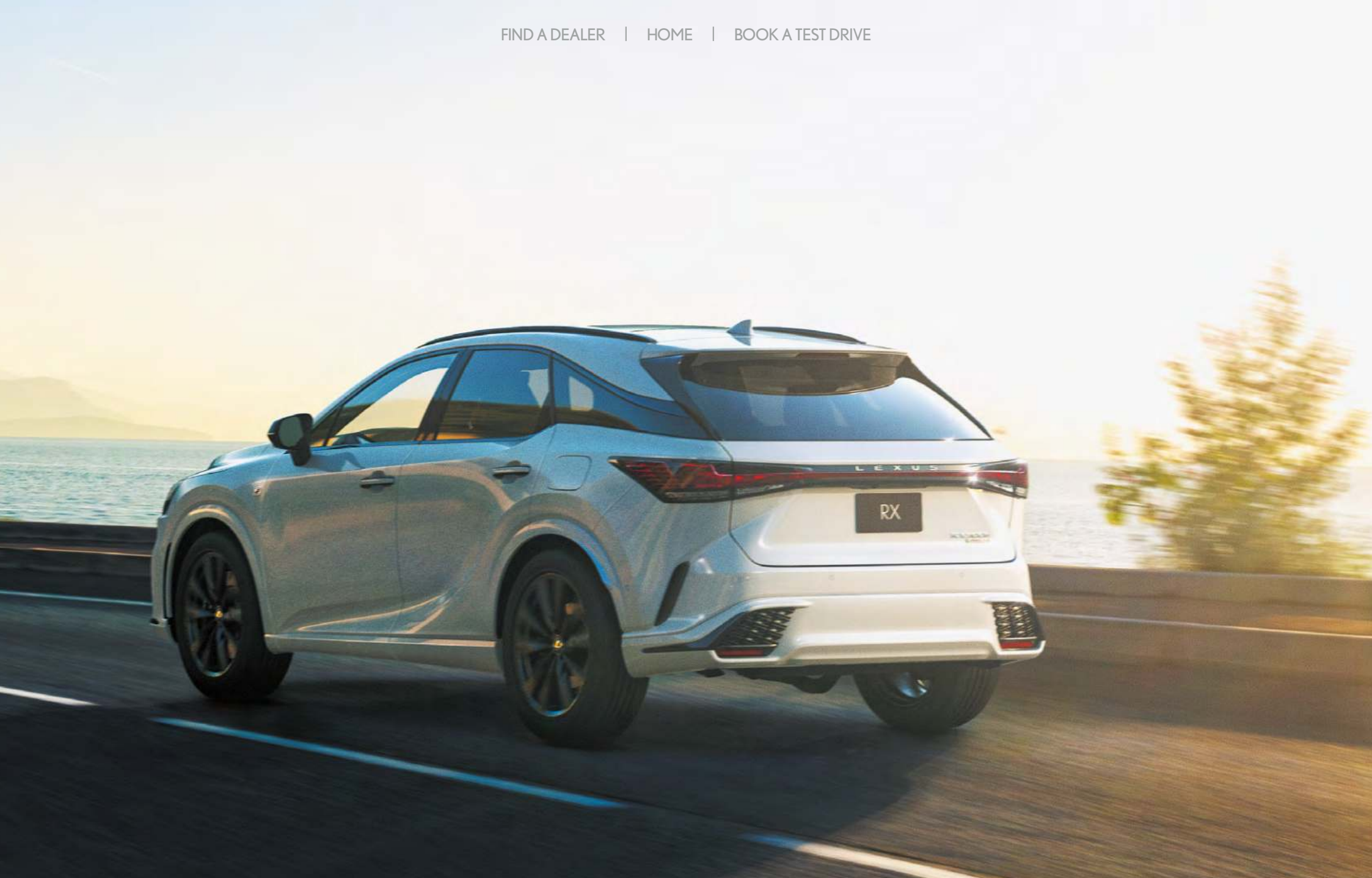
<i>RX</i>	» P8
<i>DESIGN</i>	» P22
<i>LEXUS OWNERSHIP SOLUTIONS ></i>	» P50
<i>COLOURS & TRIMS</i>	» P52
<i>SPECIFICATIONS</i>	» P55











Driving Signature _____ LEXUS RX



Driving Signature _____ LEXUS RX

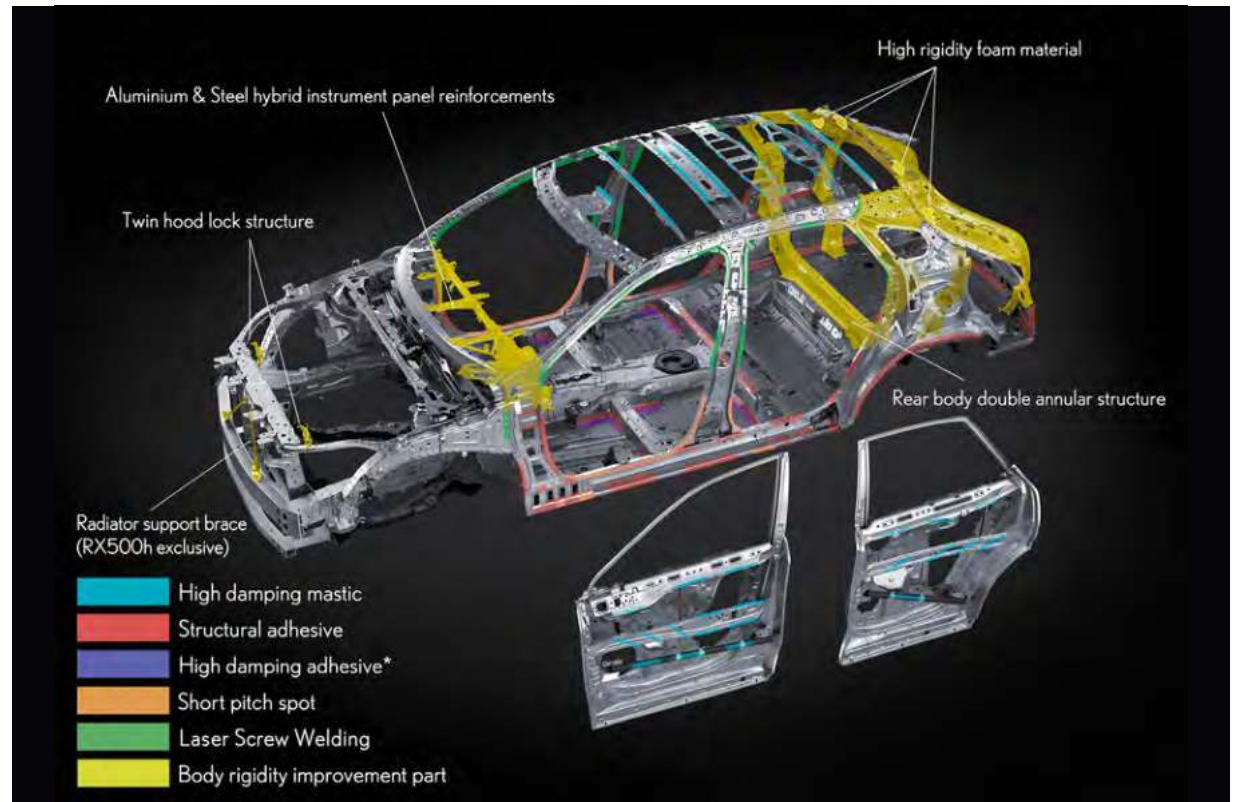
By meticulously honing performance fundamentals, the 'Lexus Driving Signature' has evolved



The Lexus Driving Signature provides a driving experience with an exhilarating feeling of seamless acceleration, steering and braking across all driving situations. By design it aims to deliver a responsiveness, that stays true to every driver intention. The RX was evolved by carefully refining vehicle fundamentals. Including the centre of gravity, inertia properties, weight reduction and chassis rigidity. At the same time, a sharp focus was applied to enhancing refined ride quality and quietness. Features that Lexus is known for right around the world.

Built on an enhanced GA-K platform, the centre of gravity was lowered by 15mm by reducing vehicle weight and lowering the floor. The wheelbase is also 60mm longer and the tread 15mm wider in the front and 45mm in the rear, resulting in a balanced package with reduced yaw inertia moment. In addition, basic SUV functionality including access and space has been enhanced to create a comfortable and roomy interior with a high quality feel.

Driving Signature _____ LEXUS RX



Suspension/Shock Absorbers

The MacPherson strut front suspension and multi-link rear suspension efficiently transmit drive force to the road surface. This enables a smooth change in vehicle posture, which is most noticeable during start-up and acceleration. Vibration while driving is suppressed by optimising the positioning of the shock absorber and bushing characteristics within mounts. The shock absorbers use swing valves to help dampen force at very low speed ranges. Linear solenoid-type AVS provides excellent dampening force response, enhancing linear driving performance and refining ride comfort. Adopting a hub bolt fastening construction also enhances high axle rigidity and reduces unsprung weight, contributing to a crisp feel when steering with clear feedback and high-quality ride comfort.

Body Rigidity

The rear section of the GA-K platform was specifically designed to accommodate the multi-link suspension. A rigid high-torsion rear body frame is used to firmly support suspension input during acceleration, deceleration and cornering. High-rigidity foam optimally positioned around the back door opening provides effective reinforcement while enabling a lightweight and highly rigid body. In addition, the mounting points for the rear suspension and the rear suspension member have been significantly reinforced. Short pitch welding, LSW (Laser Screw Welding) and structural adhesives were used to further boost joint strength. The use of highly-rigid, die-cast aluminium for the steering support heightens linear steering response, and a twin-hood lock structure uses the hood to reinforce rigidity, contributing to excellent front lateral flexural rigidity and exhilarating driving performance.

Driving Signature _____ LEXUS RX

Quietness

The next-generation RX pursues a balanced sense of quietness where no particular sound stands out, so it is not affected by changes in the road's surface or the surrounding environment. Refinements include modifying the weather strip and glass run strip on the front and rear doors to enhance door sealing, a twin-lock structure to suppress engine hood vibration, and high sound insulation front door glass. The high body rigidity enabled by the multi-link suspension and optimising the frame setup further enhances quietness. Road noise was reduced by optimising placement of sound-absorbing materials and using high-dampening adhesives and materials in each panel. In addition, the shape of the front pillar and cowl louver were optimised to regulate airflow and reduce wind noise. High-damping mastic is used on the roof and side door panels, which have a large surface area that can transmit road noise, to mitigate stress from noise due to changes in the road surface.



Aerodynamic Performance

Aerodynamic design optimises airflow around the front, reducing the drag value while providing excellent brake cooling performance. Under the vehicle's floor, dimples in the engine undercover generate micro-vortices, enhancing the feeling of ground contact and high-speed stability. Minimising the height differences between the door and the window surface efficiently suppresses airflow fluctuation, while the shape of the rear spoiler end and gate-shaped spoiler on the rear window help suppress turbulent airflow and enhance handling stability. On F SPORT and F SPORT Performance models, fins on the rear lower bumper help suppress turbulent airflow behind the rear tires, contributing to excellent straight line stability at high speeds and in side winds.



Lightweight Body

In addition to optimising the materials used on the platform's main frame, the front fenders are made of aluminium and the centre pillars from hot-stamped 2GPa (gigapascal) material. This significantly reduces weight without compromising safety, contributing to a lower centre of gravity and enhanced handling stability.

Driving Signature _____ LEXUS RX

RX 500h F SPORT Performance: the pursuit of driving excitement through innovative technology



Driving Signature _____ LEXUS RX

RX 500h F SPORT Performance 2.4L-T HEV DIRECT4



Engine



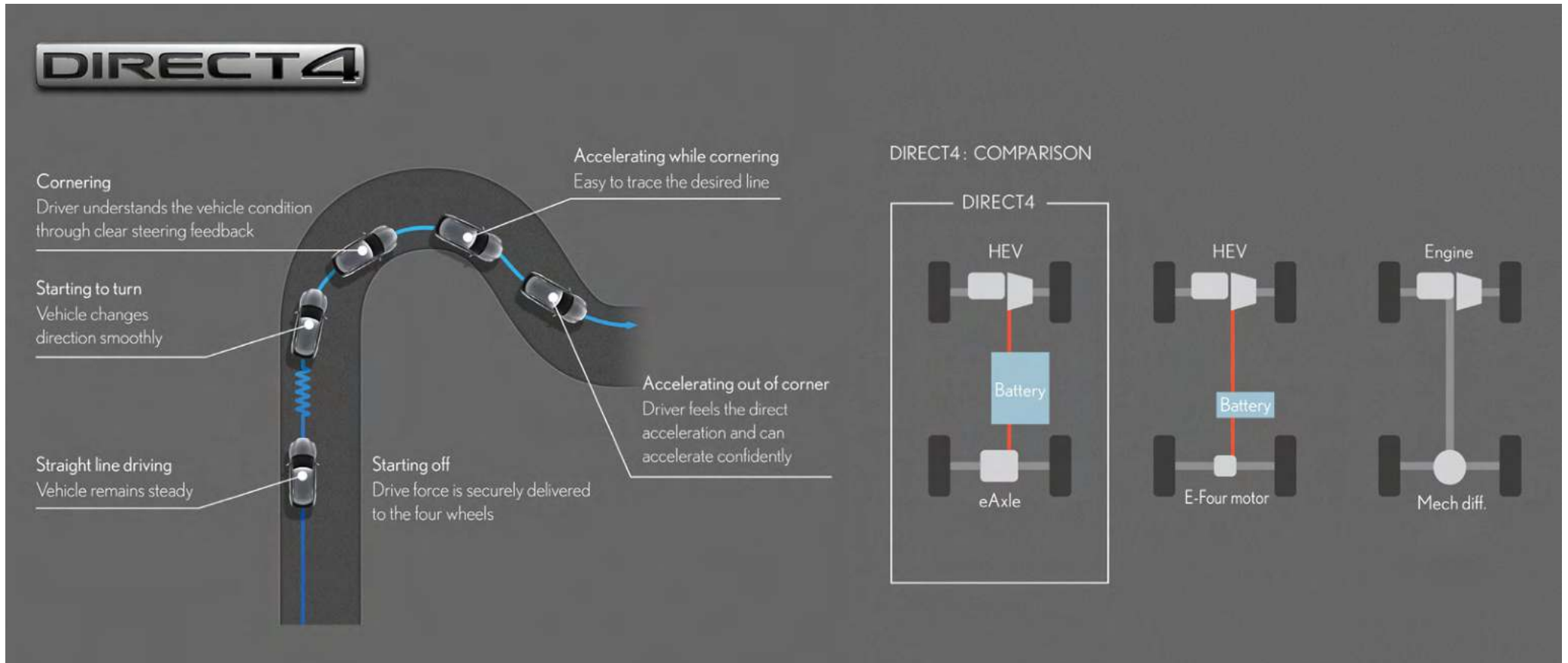
Battery

Lexus aims to push the evolution of fundamental performance using electrification technology, providing drivers with the joy and exhilaration of driving. The RX features DIRECT4 which works in conjunction with a new HEV system. Precise all-wheel drive control maximises the grip of the front and rear wheels, while also providing posture control to deliver an exhilarating driving experience. The F SPORT Performance is an innovation that takes the existing F SPORT one step further by offering an enhanced powertrain.

HEV (Hybrid Electric Vehicle) System

2.4L-T HEV on the RX 500h features a front unit integrating a 2.4L turbocharged engine motor, a 6-speed automatic transmission and an eAxle with a built-in high-output motor driving the rear wheels, and a high-power bipolar nickel-metal hydride battery under the rear seats. This system harnesses the powerful torque of the turbocharged engine adding the quick response of the electric motor torque to provide a direct, torque-filled and continuous acceleration. In addition, the 6-speed AT uses a wet start clutch in place of a torque converter to deliver rhythmic and responsive shifting. The transaxle uses a built-in clutch to separate the engine and motor, allowing them to be used independently or together depending on driving conditions.

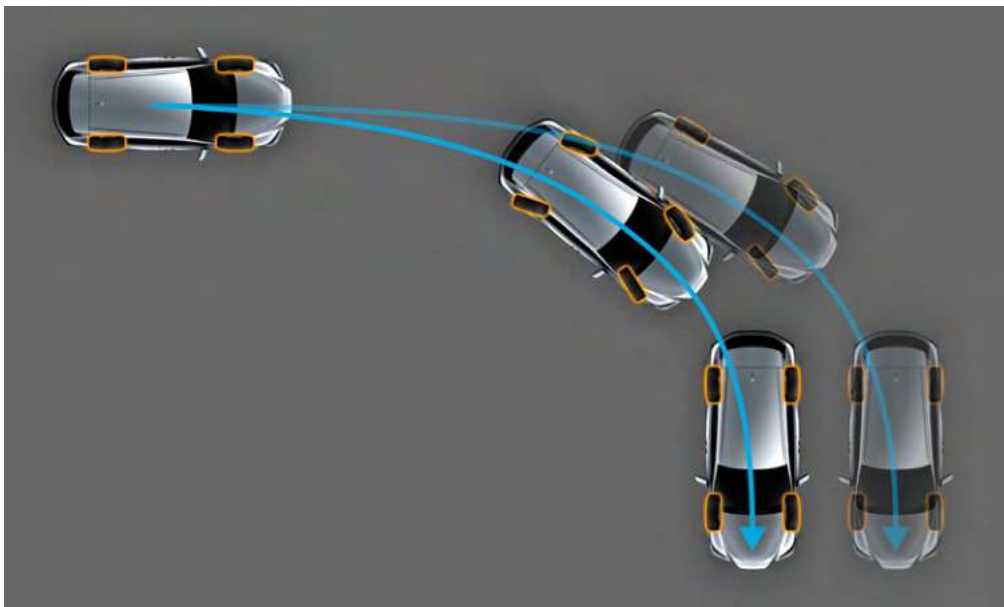
Driving Signature _____ LEXUS RX



DIRECT4

DIRECT4's drive force control uses data collected from movements in the wheel, acceleration and steering angles to help optimise the drive force distribution ratio of the front and rear wheels between 70:30 and 20:80 (front wheels: rear wheels). This contributes to enhanced start-up acceleration, handling stability, and fuel economy. When accelerating from a standstill or in a straight line, the system controls vehicle pitch to provide a sense of direct acceleration. When cornering, the system controls drive force distribution according to driving conditions, contributing to excellent handling stability, as well as an exhilarating performance that allows the vehicle to turn smoothly. Lexus has combined electrification and vehicle motion control technologies, cultivated over many years, to deliver an experience where the driver can interact closely with their vehicle.

Driving Signature _____ LEXUS RX



DRS (Dynamic Rear Steering)

Available on the RX F Sport Performance grade, the DRS steers the rear wheels up to four degrees in the same or opposite direction as the front wheels, depending on vehicle speed. At low speeds, the system provides excellent turning and manoeuvrability during cornering, while a high level of vehicle stability is provided in high-speed ranges.

ANC (Active Noise Control)/ASC (Active Sound Control)

ANC: Audio speakers in the cabin output sound waves that suppress the noise characteristics of the four-cylinder turbocharged engine, keeping the interior quiet. Available on RX 500h and RX 350.

ASC: It furthers the exhilarating dialogue between car and driver, by producing driving sounds that express the power and broad range of the engine + motor. Available on RX 500h.



Brakes/Tyres

Further refining the Lexus Driving Signature, aluminium monoblock opposed six-piston brake calipers (available on F Sport & F Sport Performance models) are used for the front brakes to provide a linear and direct brake feel. Together with exclusive 21-inch wheels, specially constructed tyres enhance ride comfort and quietness, as well as enhanced grip and limit performance.

Vehicle Braking Posture Control

The RX 500h and RX 350h AWD feature an electronically-controlled braking system that enables coordinated front and rear regeneration through independent front and rear hydraulic controls. Vehicle Braking Posture Control contributes to providing peace of mind with the linear braking feel and enhanced ground contact during braking by optimising brake force distribution to the front and rear wheels in response to the amount of brake operation by the driver.

Note: Vehicles pictured and specifications detailed in this catalog may vary from models and equipment available in your area. Please enquire at your local dealer for details on the availability of features.

Driving Signature _____ LEXUS RX



F SPORT Performance/F SPORT features A_Seamless grille (Mesh type)/Side grille (Mesh type)

F SPORT Performance exclusive features B_Emblem / C_Piano Black paint door mirror / D_Body-coloured front lower bumper molding / E_Body-coloured front bumper side molding / F_Body-coloured rocker molding / G_235/50R21101W tire & 21x8J aluminium wheel (Matte Black paint) / H_Door window frame molding (Black stainless) / I_Rear lower bumper (Body-coloured)/Rear bumper molding (Piano Black)



B_Emblem



G_235/50R21101W tire & 21x8J aluminium wheel (Matte Black paint)



D_Body-coloured front lower bumper molding
E_Body-coloured front bumper side molding



I_Rear lower bumper (Body-coloured)/Rear bumper molding (Piano Black)

Driving Signature _____ LEXUS RX



G_Emblem

H_Scuff plate (Black)

F SPORT Performance/F SPORT features A_Dimpled leather-accented steering wheel with paddle shifters / B_Dimpled leather-accented shift knob / C_TFT meter / D_Aluminium sport pedals and footrest / E_Real aluminium ornamentation / F_Leather-accented sport seats
F SPORT Performance exclusive features G_Emblem / H_Scuff plate (Black)

Driving Signature _____ LEXUS RX

RX 350h 2.5L HEV E-Four / 2.5L HEV FF



The hybrid system combines a highly efficient and responsive 2.5-litre inline 4-cylinder engine and high-output motor. A high-level balance between smooth, direct driving performance and excellent fuel economy has been enabled by effectively combining a highly responsive engine, bipolar nickel-metal hydride battery with enhanced battery performance and hybrid system control with revised drive force characteristics. On AWD models, E-Four, a motor-driven AWD system, uses various sensors to determine when drive force is needed in the rear, such as during start-up or normal driving, and precisely controls the front-rear torque distribution between 60:40 and 20:80. It efficiently uses battery power to drive the front and rear motors, contributing to fuel economy as well as delivering excellent starting and driving performance.

Driving Signature _____ LEXUS RX

RX 350 2.4L Turbo AWD



2.4-litre Turbo AWD

The 2.4-litre inline 4-cylinder turbo engine revs pleasantly in response to accelerator input, providing outstanding acceleration response and ample driving power. Based on TNGA engine technology, it features a high-efficiency turbocharger, centre direct injection system, and variable cooling system. Utilising the ample torque it delivers powerful, dynamic performance and efficient fuel consumption.

Direct Shift-8AT

The Direct Shift-8AT, an 8-speed automatic transmission balances driving performance with excellent fuel economy. Developed for the 2.4-liter turbo engine, it yields powerful performance with low-rpm from a turbo power-plant. The AT control system selects the optimum gear by anticipating driver intentions based on control inputs and judges, continuously changing road conditions from the front camera module. It provides excellent fuel economy and quietness while cruising and heightens driving enjoyment with lower gear selection when driving more actively.



Electronically Controlled Full-Time AWD

It optimises the drive force of the front and rear wheels via an electronically controlled coupling (wet-type multi-disc clutch) on the rear differential. The front/rear drive force distribution is constantly variable from 75:25 to 50:50 depending on the situation, providing both excellent traction and linear steering.

Driving Signature _____ LEXUS RX



Drive Mode Select

Drive mode select enables drivers to choose and select from a range of drive modes to match their individual situation. The platform is accessed using soft switches found in the centre display.

All images indicative only.

Driving Signature _____ LEXUS RX



EPB (Electric Parking Brake)

The parking brake activates and deactivates at the touch of a simple switch. It activates automatically when automatic mode is selected and the shift position is moved to 'P'. It is deactivated when the shift position is moved away from 'P' while pressing the brake pedal.

Brake Hold

The brake hold system keeps the brakes applied so that the driver can take their foot off pedal but keep the vehicle stopped and in place. To release the brake hold function, the driver simply touches the accelerator pedal and the car will smoothly move off.

Trail Mode (Available on AWD models)¹

Trail mode provides integrated control of the AWD, braking and drive force to prevent the wheels from slipping when driving on slippery or uneven road surfaces.

DAC (Downhill Assist Control)¹

DAC is available on the RX 350 AWD models. The system helps to prevent excessive speed on steep downhill slopes. The system operates when the vehicle is traveling under 30km/h while the accelerator and brake pedals are released.

¹ Driver assist feature. Only operates under certain conditions. Check your Owner's Manual for explanation of limitations. Please drive safely.
Overseas model shown. Australian specifications & features may differ.
See your Lexus dealer for details.

Design _____ LEXUS RX



Overseas model shown. Australian specifications & features may differ.
See your Lexus dealer for details.

Design _____ LEXUS RX

Since its launch in 1998, the RX has been a pioneer in luxury crossovers, constantly evolving its strength and finesse. The design of the next-generation RX was driven by the dedicated pursuit of a unique identity and proportions. One that is born from a dynamic driving experience. It is expressed in the design concept ALLURING x VERVE, which evokes a captivating and seductive presence with a powerful sense of spirit.



The vehicle has a solid stance thanks to an extended wheelbase, low centre of gravity and wide front and rear treads. This combination has created a fresh appearance and presence, complementing the Lexus RX's drive force control and driving experience.

Design _____ LEXUS RX



Design Concept - Side

In side profile, the raised front hood edge, along with a lowered back window create a horizontal posture that presses towards the ground with low, elegant center of gravity. While retaining the overall length and front overhang, the base of the front pillar is pushed gently back, emphasising the elongated hood and accentuating the cabin mass at the rear. Flared surface contours extend from the rear door to the rear fenders, visually highlighting tractional strength of the eAxle and wheels. This creates a beautiful highlight loop from all side surfaces connecting directly into the side sill. The quarter-pillar utilises a floating design in three-dimensional form, wrapping around to the rear, to create a holistically stylish expression.

Design _____ LEXUS RX



Design Concept - Front

The spindle design, a symbol of Lexus, is now embossed in a three-dimensional form, evolving into a new expression called the spindle body. The body-coloured panel extends to the bottom of the Lexus emblem, emphasising the strength of the form, as well as the mathematical beauty of the grille gradation. The seamless expression of the fusion between body and grille accentuate the impression of strength and a low centre of gravity, pushing the boundaries of identity and distinctiveness.



Design Concept - Rear

A simple, strong mass flows horizontally to form the wide stance with a low centre of gravity, projecting a sense of power and strength. The rear combination lamps feature the signature Lexus L-shaped light bar with lenses that wrap around the sides of the body, further emphasising the wide silhouette and low centre of gravity.

Design _____ LEXUS RX



All images indicative only.

Design Concept - Interior: Tazuna Concept

The cockpit was designed based on the Tazuna concept, a design principle that refines the human-centered philosophy present in Lexus' vehicle crafting. The Tazuna, Japanese for rein, is an important means of communication between a horse and rider. Lexus' interior concept draws upon this relationship, linking the partnership between human and machine with an intuitive layout that forges a deeper mutual understanding. Where the driver is seated, omotenashi-influenced design and cutting-edge technologies come together. The steering wheel switches, for example, are highly integrated with the Head-up Display to create a space where every driver can concentrate on the road ahead, in full awareness of the spaces around them. Navigation, audio, and various functions can be controlled without extra eye movement or complicated switch operations.

Head-up Display

(Not available on RX 350h Luxury models)

A colour Head-up Display projects key driving information in the driver's field of view at the bottom of the windshield glass. Three display modes are provided to enhance driving enjoyment while maintaining an ample field of vision for added safety and visibility of all road conditions around the vehicle.

Touch Tracing Operation

The steering wheel features touch tracing (Not available on RX 350h Luxury Models), which detects precisely where the driver is touching the steering wheel switch, and displays operational guidance on the colour Head-up Display. This function enables intuitive driving operation while looking ahead, without the need to look down at your hands.

Design _____ LEXUS RX



All images indicative only.

14" Touch Display

Touch Displays

The centre display features a 14" touch display with several functions integrated into soft switches. Careful attention was paid to the size, shape, layout, and information displayed on the switches, pursuing optimum placement and shape for intuitive operation, while also considering how often each function is used.



TFT Meter (High Grade)

TFT (Thin Film Transistor) LCD Meter (High Grade)

With optimal content layout, the high-grade TFT meter allows the driver to quickly check vital information while driving, including navigation route, driving assist system status, navigation scheduled arrival time and driving range.



TFT Meter (Base Grade)

Design _____ LEXUS RX



Interior Package - Concept

The wide horizontal sweep of the instrument panel from the meter hood through to the door trim creates an expansive feeling of space. Models equipped with the panoramic roof add to the feeling of openness and space with a sweeping front-to-back view. The utilisation of e-Latch technology has removed the need for standard inside door handles, freeing up space and extending the instrument panel and additional horizontal areas.

Design _____ LEXUS RX



Interior Illumination¹

The multi-colour illumination around the instrument panel creates a spacious, immersive atmosphere day and night. 14 colours were carefully selected to express humanity's deep connection to nature. In addition to the theme colours, you can select from 50 additional colours from a colour palette that can be displayed in the centre display.

¹Not available on RX 350h Luxury models.
Overseas model shown. Australian specifications & features may differ.
See your Lexus dealer for details.

Design _____ LEXUS RX



Interior Package - Design

Pushing back the front pillar and front edge of the roof has created a comfortable space in the front seats with a feeling of openness. The GA-K platform enabled a longer front/rear couple distance, contributing to the roomy feeling in the back. In addition to the low floor, low-profile scuff plates in the front footwell and optimising the shape of the centre pillar cover in the rear footwell provides both front and rear seat occupants with ample legroom for ease of movement and getting into and out of the vehicle.

Design _____ LEXUS RX



Luggage Space

The thin back door trim and low loading height contribute to both a comfortable interior space and ample luggage capacity. The position and lens colour of the two LED lamps in the side of luggage space and LED lamp in the back door were optimised, enhancing their appearance.

F SPORT 2.4L-T AWD

Distinctive F SPORT features accelerate the desire to drive



F SPORT Performance/F SPORT features A_Seamless grille (Mesh type)/Side grille (Mesh type)

F SPORT exclusive features B_Black roof rail / C_Emblem / D_Body-coloured front bumper side molding (Silver paint) / E_235/50R21 101W tire & 21x8J aluminium wheel (Gloss Black Metallic paint) /

F_Piano Black painted door mirror / G_Rear lower bumper/Rear bumper molding (Silver paint)



C_Emblem



E_235/50R21 101W tire & 21x8J aluminium wheel (Gloss Black Metallic paint)



H_Scuff plate



Exclusively-tuned AVS (Adaptive Variable Suspension system)



Opposed 6-piston brake caliper (front) (RX 500h models only)

Design _____ LEXUS RX



F SPORT Performance/F SPORT features A_Dimpled leather-accented steering wheel with paddle shifters / B_Dimpled leather-accented shift knob / C_TFT meter / D_Aluminium sport pedals and footrest / E_Real aluminium ornamentation / F_Leather-accented sport seats
F SPORT exclusive features G_Emblem / H_Scuff plate

Advanced Technology _____ LEXUS RX



All images indicative only.
Overseas model shown. Australian specifications & features may differ.
See your Lexus dealer for details.

Advanced Technology _____ LEXUS RX

Lexus is continuously developing safety technologies with one goal: Zero fatalities and injuries from traffic accidents. To get closer to realising this aim, the RX incorporates Lexus Safety System+.¹ By expanding and evolving each function and adding new systems, we are working towards preventing traffic accidents, further reducing traffic fatalities, and reducing the burden on the driver.



When the system detects distracted behaviour such as poor posture

A display message and buzzer are used to alert the driver.¹

Driver Monitor Linking Functions

Pre-Collision System

Dynamic Radar Cruise Control

LDA (Lane Departure Alert)

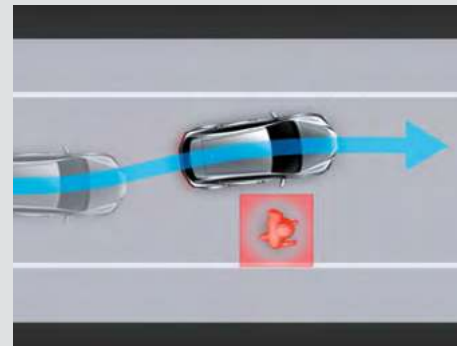
Should the system sense appearance and behaviours not conducive to safe driving (distracted, poor posture, etc) then alerts and notifications are issued. Face direction, eyes open/closed status and line of sight of driver are all constantly assessed. Which means even if drivers are detected looking down at a mobile phone occasionally without realising, notifications can be issued.

¹ Driver assist feature. Only operates under certain conditions. Check your Owner's Manual for explanation of limitations. Please drive safely.
Overseas model shown. Australian specifications & features may differ.
See your Lexus dealer for details.

Advanced Technology _____ LEXUS RX

Pre-Collision System¹

When the millimetre-wave radar and monocular camera sensors detect a vehicle, pedestrian, bicycle or motorcycle ahead and determine that a collision is likely, it alerts the driver with a buzzer and on the display message. If the driver brakes suddenly, pre-collision brake assist is designed to supplement the force being applied to the pedal. If the driver cannot depress the brake pedal, the system is designed to automatically activate pre-collision braking to help avoid a collision or mitigate the impact force. If the system determines there is a high possibility of a frontal collision with an oncoming vehicle, it alerts the driver and activates the brakes to help mitigate injury to people and damage to the vehicle.



Intersection Assistance (Crossing Vehicle)¹

In addition to the normal Pre-Collision System operating range, the system also supports collision avoidance with vehicles and motorcycles crossing at intersections. If the system determines that a collision is likely, it is designed to alert the driver and activate the brakes to help mitigate damage.

Intersection Assistance (Right/Left Turn)¹

When turning right or left at an intersection, if the millimetre-wave radar and monocular camera sensors detect an oncoming vehicle (in up to 2 adjacent lanes) going straight when turning right or left, or pedestrians and bicycles crossing from the opposite direction, it alerts the driver and activates the brakes to help avoid a collision and mitigate damage.

Emergency Steering Assist¹

If the Emergency Steering Assist system detects that a collision with a vehicle, motorcycle, pedestrian or bicycle ahead is likely; and that there is sufficient space for the vehicle to be steered within its lane and the driver has begun an evasive steering manoeuvre, it assists steering to help enhance vehicle stability and prevent lane departure. In addition, even if the driver doesn't move the steering wheel, an optional active steering function supports collision avoidance and is designed to steer the vehicle within its lane while gently braking.

FCTA (Front Cross Traffic Alert)¹

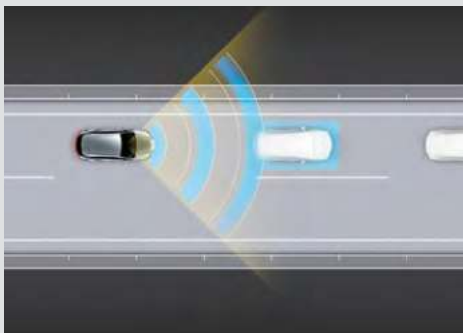
If the system detects a vehicle approaching from the front left or right when entering an intersection, it will attract the driver's attention with an animated warning in the colour Head-up Display. The warning will show which direction the vehicle is coming from. If the driver continues to proceed despite the approaching vehicle, it will further prompt the driver with a buzzer and further warnings.

Acceleration Suppression at Low Speed¹

The millimetre-wave radar and monocular camera sensors detect pedestrians, bicycles, and vehicles in front of the vehicle. If the accelerator is depressed hard while the vehicle is stopped or traveling slowly with an object in front, the system is designed to limit acceleration by reducing engine output or low G braking to help avoid a collision or mitigate damage. In addition, when a collision is avoided and the vehicle stops, braking force is maintained until the driver operates the accelerator or brake.

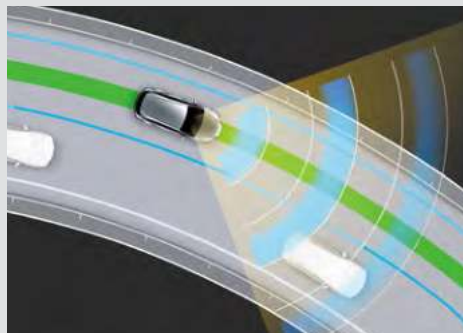
¹ Driver assist feature. Only operates under certain conditions. Check your Owner's Manual for explanation of limitations. Please drive safely.
All images indicative only and not to scale. Driver assist features. Only operates under certain conditions. Check your Owner's Manual for explanation of limitations. Please drive safely.

Advanced Technology _____ LEXUS RX



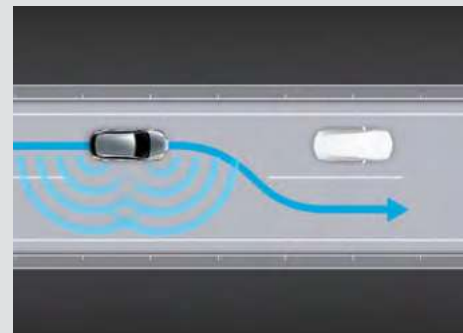
Dynamic Radar Cruise Control (With full speed range)¹

In addition to maintaining a constant speed, Dynamic Radar Cruise Control is designed to use the millimetre-wave radar and monocular camera sensors to detect a vehicle driving ahead and maintain an appropriate distance between vehicles. When the driver operates the turn signal lamp at approximately 80km/h or over, preliminary acceleration is applied when following any preceding vehicle that is travelling slower than the preset vehicle speed. In addition, preliminary deceleration is applied when changing lanes into a lane where there is a preceding vehicle that is travelling slower than the preset vehicle speed, to support overtaking and lane change. Should the vehicle be driving through a curve, a Curve Speed Reduction Function decelerates the vehicle, reducing the need to cancel Dynamic Radar Cruise Control operation and enhancing driver convenience.



LTA (Lane Tracing Assist)¹

When driving on freeways and highways with lane lines using Dynamic Radar Cruise Control, the system is designed to assist the steering operation required to keep the vehicle in its lane. Enhanced recognition and control performance enable assistance on gentle curves, smoothly keeping the vehicle in the centre of its lane with minimal swaying.



LCA (Lane Change Assist)¹

While driving on freeways, highways and automobile-only roads with LTA activated, LCA activates when the driver operates the turn signal lever to assist steering operations to change lanes and monitoring vehicles in the target lane.

RSA (Road Sign Assist) (Speed Signs Only)¹

To help support safe driving, RSA uses the monocular camera to speed limit signs, and displays them on the multi-information display and Head-up Display. While a speed limit sign is displayed, RSA notifies the driver if the vehicle speed exceeds the displayed speed limit.

BladeScan AHS (Adaptive High Beam System)¹ (Not available on RX 350h Luxury models)

BladeScan AHS reflects LED light onto a blade mirror rotating at high speed to smoothly illuminate the road ahead with its residual image, significantly enhancing visibility at night. The LEDs switch on and off in synchronisation with the rotating mirrors, to finely adjust illuminated and shaded areas, distributing light to enable quick recognition of distant pedestrians, road shoulders, signs, and other objects. It also is designed to partially block high beams when an oncoming or preceding vehicle is detected, so they do not dazzle oncoming and preceding vehicles.

AHB (Automatic High Beam)¹ (Available on RX 350h Luxury models only)

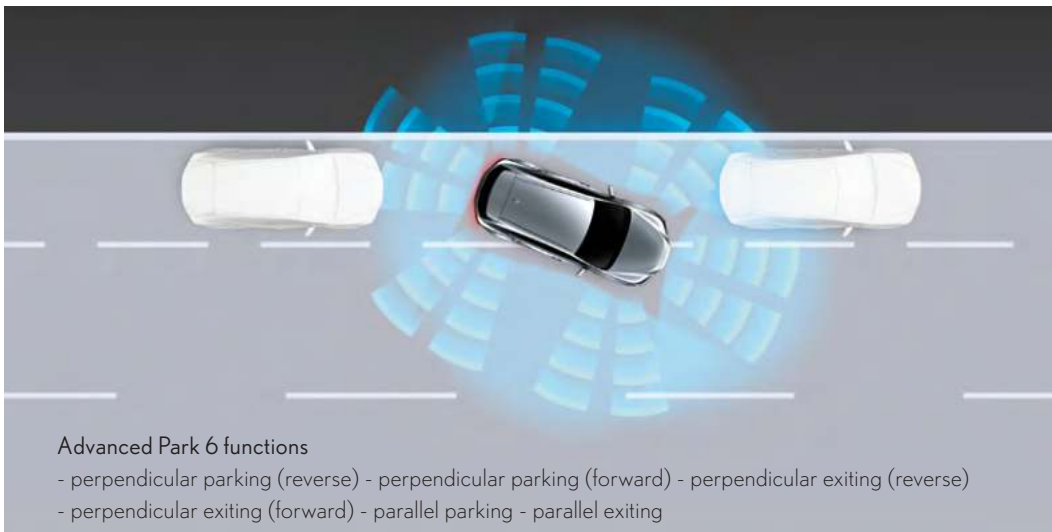
Automatic High Beam automatically turns the high beam lamps off if another vehicle is detected. AHB automatically turns the high beam lamps on once the vehicle is gone.

Emergency Driving Stop System¹

If the driver becomes unable to operate the vehicle while LTA is activated, such as due to sudden illness, the system is designed to slow the vehicle to a stop within the lane while warning others in the area.

¹Driver assist feature. Only operates under certain conditions. Check your Owner's Manual for explanation of limitations. Please drive safely.
All images indicative only and not to scale. Driver assist features. Only operates under certain conditions. Check your Owner's Manual for explanation of limitations. Please drive safely.

Advanced Technology _____ LEXUS RX



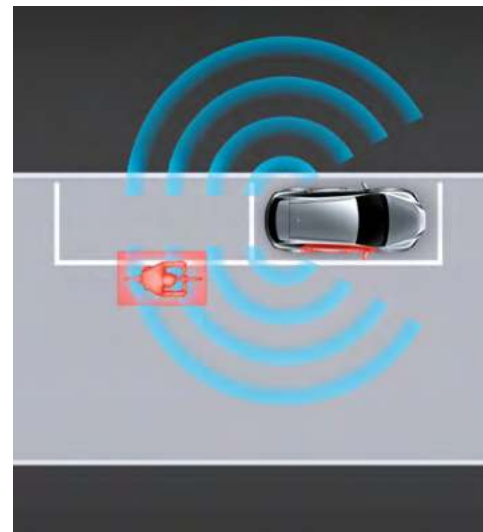
Advanced Park 6 functions

- perpendicular parking (reverse) - perpendicular parking (forward) - perpendicular exiting (reverse)
- perpendicular exiting (forward) - parallel parking - parallel exiting

Lexus Teammate Advanced Park¹

Available on RX 350h AWD Sports Luxury + EP2, RX 350 F Sport + EP2, RX 350 Sports Luxury + EP2 and RX 500h.

Combining information from cameras and ultrasonic sensors that monitor the vehicle's surroundings, Advanced Park is designed to support appropriate recognition and parking in open parking spots. In addition to automatically controlling steering, accelerating, braking and shift changes, it helps smooth parking by continuously displaying a bird's-eye view of blind spots and the target car park location. Parking operation starts smoothly once the driver stops next to the parking space, presses the main switch, checks the vehicle's surroundings and the parking space, and presses the start switch on the display. Information about the vehicle's surroundings is communicated to the driver in an easy-to-understand manner, showing the locations of obstacles on the display. If the system detects there is the possibility of hitting an obstacle, it is designed to alert the driver and helps avoid it by applying brake control.



BSM (Blind Spot Monitor)¹

During lane changes, the BSM is designed to use rear lateral side millimetre-wave radar to detect vehicles present in the blind spots (areas in adjacent lanes that cannot be seen using the outer mirrors), and alerts the driver using an indicator in the outer mirror and a buzzer.

SEA (Safe Exit Assist)¹

SEA uses the BSM (Blind Spot Monitor System) to detect vehicles (including bicycles) approaching from the rear when exiting the vehicle. If SEA determines a collision with an opened door or exiting occupants is a possibility, an indicator in the door mirror lights up to alert occupants. In addition, if an occupant tries to open a door, the e-Latch system is designed to cancel door opening operation. Occupants are alerted by flashing indicators in the door mirror, the multi-information display, and a buzzer.

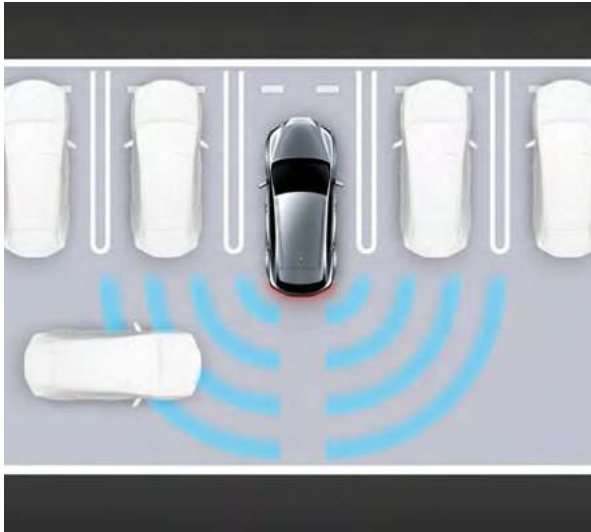
Secondary Collision Brake¹

If the BSM rear side millimetre-wave radars detect a vehicle approaching from the rear while stopped, and the system determines the possibility of a rear-end collision is high, it activates the brakes to reduce the vehicle speed. It is also designed to activate in the event of a rear end collision and helps to avoid or mitigate damage due to a secondary collision with a preceding vehicle, crossing pedestrians or roadside objects.

¹Driver assist feature. Only operates under certain conditions. Check your Owner's Manual for explanation of limitations. Please drive safely.


All images indicative only and not to scale. Driver assist features. Only operates under certain conditions. Check your Owner's Manual for explanation of limitations. Please drive safely.

Advanced Technology _____ LEXUS RX



PKSB (Parking Support Brake)¹

While the vehicle is travelling at a low speed, if there is a detected possibility of contact with a static object, a vehicle or a pedestrian approaching from the rear, the system is designed to apply drive force control and brake control. Detection covers a wide area, helping to avoid minor collisions and reduce damage.



Panoramic View Monitor¹

(Not available on RX 350h Luxury models)

Panoramic View Monitor combines video from cameras mounted on the front, sides and rear of the vehicle to display a composite image showing a bird's-eye view, helping the driver to check areas that are difficult to see from the driver's seat.

The monitor offers 3 views: See-through View, which looks through the body and seats as if they were transparent; Side Clearance View, which lets you check the sides of the vehicle for safe clearance; and Cornering View, which helps you avoid hitting obstacles on narrow roads.



Digital Rear View Mirror¹

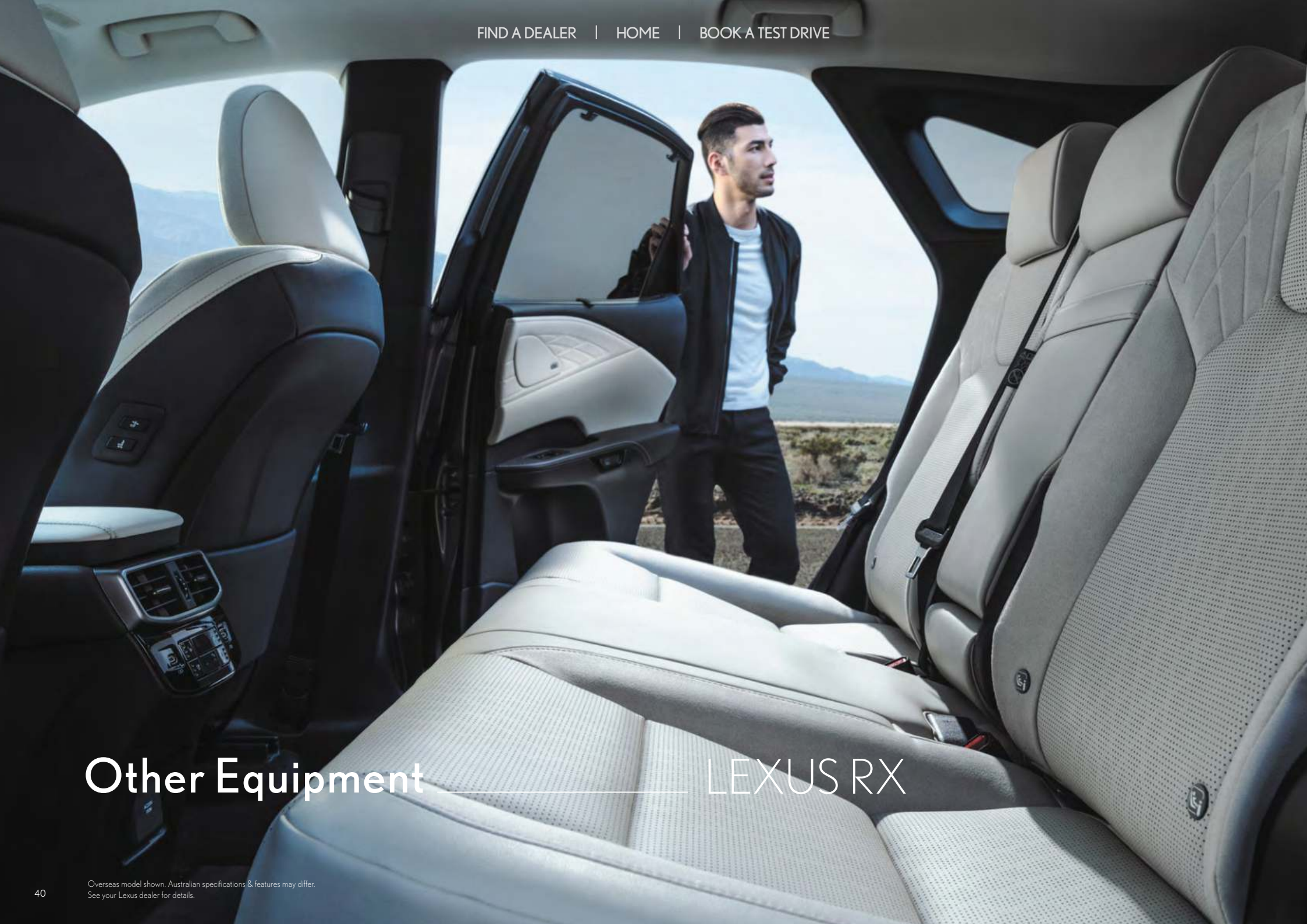
Available on RX 350h Sports Luxury + EP2, RX 350 F Sport + EP2, RX 350 Sports Luxury + EP2 & RX 500h models, a Digital Digital Rear View Mirror displays images from the backup camera at the rear of the vehicle on the in-mirror display, providing a wide field of view and images adjusted for clarity, enhancing excellent visibility even when it is difficult to check behind. In addition, a camera-washer system helps remove dirt including raindrops, mud, snow and snow melting agents.

¹ Driver assist feature. Only operates under certain conditions. Check your Owner's Manual for explanation of limitations.

Please drive safely.

² Available on RX 350h Sports Luxury + EP2, RX 350 F Sport + EP2, RX 350 Sports Luxury + EP2 & RX 500h models.

All images indicative only and not to scale. Driver assist features. Only operates under certain conditions. Check your Owner's Manual for explanation of limitations. Please drive safely.



Other Equipment _____ LEXUS RX

Other Equipment _____ LEXUS RX

A subtle integration of refined technologies



Models with AHS (not available on RX 350h Luxury)



RX 350h Luxury models

Headlamps

The high grade slim 3-projector Bi-Beam LED headlamps (not available on RX 350h Luxury models) feature a black-toned extension that creates a subdued presence, highlighting the L-signature of the DRL (Daytime Running Light). The RX 350h Luxury model single-projector Bi-Beam LED headlamps with integrated L-signature DRL pursue a simple elegant design. Headlamp cleaners are set flush with the bumper to unify the clean lines.



Panoramic Roof (Tilt & Outer Slide Type)¹

Wet-arm wiper

A wet-arm type wiper with built-in washer nozzles provides wiping performance. Main and sub-nozzles in the wiper arm spray washing fluid on the windows ahead of the moving arm, reducing obstruction from the washing fluid to effectively clear the driver's field of view.

¹Available on RX 350h Luxury + EP1, Sports Luxury +EP1, RX 350 F Sport +EP1 & Sports Luxury +EP1 Overseas model shown. Australian specifications & features may differ. See your Lexus dealer for details.

Other Equipment _____ LEXUS RX

Offering smooth, single-action door operation



e-Latch

An e-Latch system replaces the conventional door latch/unlatch mechanism with an electronic control that opens and closes doors smoothly with no wasted movements, like a sliding shoji paper door. To open a door when getting in, simply press the switch on the inside of the handle while pulling it towards you in the usual way. When getting out, the door opens in a single action by pressing a switch while holding the door lever. If the battery power supply is cut, for instance due to a collision, the doors can be opened using a manual release.

Other Equipment _____ LEXUS RX

Thoughtful functionality for luggage and stowing



Hands Free Power Back Door¹

Even if both hands are full, when carrying the Electronic Key you can open and close the back door automatically by moving your foot under the rear bumper and out again. The design enables fast, quiet operation, and a buzzer confirms a successful action when to move your foot out. In addition, when carrying the Electronic Key, if you press the Close & Lock switch or activate the kick sensor and walk away, a walk-away function fully closes the back door and then locks all the doors.



One Touch Roll Up Tonneau Cover

When the knob on the tonneau cover is pulled up, the cover automatically retracts along rails in the deck sides. This is done in a one-touch operation, enabling easy operation without leaning forward.

¹Not available on RX 350h Luxury models.
Overseas model shown. Australian specifications & features may differ.
See your Lexus dealer for details.

Other Equipment _____ LEXUS RX

Stylish comfort and support for long rides



Front Seats

The seats feature a TNGA frame, which together with a reinforced construction, helps maintain a minimal-burden driving posture on long drives. The deep-hung construction pulls the upholstery fixing position deeply inward on the pad side, reducing the change in the sitting pressure on the cushion when subjected to sideways load. This provides excellent postural stability during cornering. On models equipped with a seat memory system, the driver's seat features a power easy access system that integrates auto lift-down, and slide away and return functions, enabling smooth, stress-free ingress and egress.

Other Equipment _____ LEXUS RX



Rear Seats (40:20:40 Split Folding)

The shape of the seatback was optimised to help suppress rocking of the occupant's head and minimise motion sickness, contributing to refined ride comfort. On the power folding rear seats (not available on RX 350h Luxury, RX 350 F Sport & RX 500h models), the seats are folded/unfolded using switches on the sides of the seats, in the luggage space, or the soft switch on the touch display. For the RX 350h Luxury models manual folding rear seats, an electric switch in the luggage space folds the seats with minimal effort.



Switches

Other Equipment _____ LEXUS RX

Refined details enhance your driving experience



Center Console

A recessed cupholder with sliding height enables the storing of cups, tumblers and objects. Non-slip matting is included, designed to allow the driver to open a bottle lid one-handed without needing to look away from the road. A large storage box is positioned at the front of the centre console. With a sliding lid, it provides easy access to a wireless charger¹ for phones/compatible devices. In addition a front tray provides convenient extra storage for your smart phone, sunglasses and other items.



Wireless Charger¹

Set inside the front box with lid, the wireless charger works with Qi-compatible phones and devices. To operate, simply place them on the charger tray.

¹Only Qi-supported devices compatible. Refer to device manufacturer. Not available on RX 350h Luxury models.
 May require additional purchase of accessory to support wireless charging.
 Overseas model shown. Australian specifications & features may differ.
 See your Lexus dealer for details.

Other Equipment _____ LEXUS RX

Power and ports to keep you connected



Center Console: 3 USB Type C charging and USB Type A multimedia communication ports, DC12V



Console Rear End: 2 USB Type C charging ports



Luggage Space: DC12V

Other Equipment _____ LEXUS RX

Personal comfort without compromise



3-Zone Independent Temperature Control

The 3-Zone Independent Temperature Control system enables individual automated control of the cabin temperature in the driver's seat, front passenger's seats, and rear seats, providing a comfortable interior space for each occupant.

nanoeX™^{TM1}

The climate control system integrates advanced nanoeX™ technology which discharges mildly acidic nanoe ions from the air conditioner registers, helping to fill the cabin with fresh air.

Lexus Climate Concierge

Lexus Climate Concierge coordinates with the auto air conditioning to automatically control the front seat heaters and steering wheel heater when the heater is on, or the front seat ventilation when the air conditioning is on, providing optimal comfort for each occupant.

Seat Heater/Seat Ventilation (Front and Rear Seats) (Available on Sports Luxury models only)

The heating area and heat distribution of the seats have been optimised to provide pleasant warmth across the whole seat cushion. Suction type seat ventilation is available on the front and outboard rear seats. Switches for adjusting the seat heater and ventilation in the rear seats are in the console rear end panel.

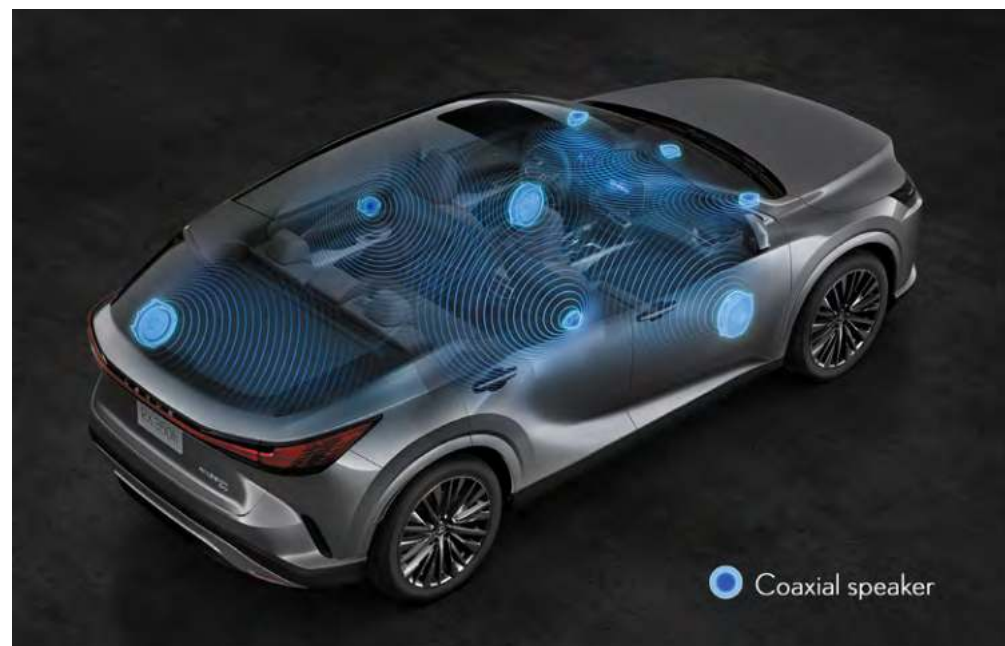
Other Equipment _____ LEXUS RX

The rich pleasures of premium sound



Mark Levinson® Premium Surround Sound System (Not available on RX 350h Luxury models)


For over 50 years Mark Levinson® has been an audio pioneer. Lexus is the only premium car maker equipped with these systems. Based on the Mark Levinson® PurePlay concept to create a pure, distortion-free sound, the RX is equipped with 9 Unity speakers positioned at the same height around the cabin to create a live stage effect that extends from front to back and left to right, and clear unified reproduction of mid- and high-ranges. It also features QLS (Quantum Logic Surround) sound technology to create a precise stage feel, localization, and dynamic playback, and Clari-Fi compressed audio source reproduction technology to reproduce sound as close to the original as possible. A 22.4cm box subwoofer under the rear deck provides rich, deep and clear bass. The system also supports high-resolution audio playback.



Lexus RX Premium Sound System (Only available on RX 350h Luxury models)

The system supports high-resolution playback to create a performance space that surpasses conventional CDs by reproducing the balanced and detailed expression of a live performance, such as the soft sounds produced by instruments. A bamboo charcoal plant opal diaphragm on mid-range speakers provides clear and vivid vocal playback. Optimal placement of the speakers creates an exceptional surround sound effect, creating a relaxed and smooth acoustic space. In addition, a 20cm box subwoofer under the rear deck provides rich, deep and crisp bass.

¹Product & company names are trademarks of their respective owners.
Overseas model shown. Australian specifications & features may differ. See your Lexus dealer for details.



LEXUS OWNERSHIP SOLUTIONS

Lexus Ownership Solutions allows you to determine your finance costs and know the Guaranteed Future Value (GFV) of your vehicle from the outset. It offers you choice, control and certainty. In short, everything you'd expect from Lexus.*

How does Lexus Ownership Solutions work?

- You choose the deposit that best fits your needs.
- You choose your term, ranging from 1 - 4 years.
- You decide on the estimated kilometres you think the vehicle will have travelled at the end of the term (the End Odometer). The End Odometer will also include any kilometres already on the vehicle.
- Lexus Financial Services (LFS) then determines the GFV* of your vehicle and calculates your monthly repayments with a final payment equal to the GFV.
The GFV is the minimum value of your Lexus at the end of your finance contract. So, if you choose to return your Lexus at the end of the term, LFS will pay you the GFV which will be put towards the remaining balance owing on your account (subject to fair wear and tear conditions and agreed kilometres being met).

The end of the term? Simply replace, retain or return.

At the end of your term you can choose to:

- Replace or sell your Lexus using the trade-in value or sale price to pay the remaining balance of your account.
- Retain your Lexus and simply pay the remaining balance of your account (including final payment).
- Alternatively, return your Lexus and, subject to fair wear and tear conditions and the agreed kilometres being met, we'll put the GFV towards the remaining balance on your account.

Choosing your deposit – what is best for you?

With the flexibility of Lexus Ownership Solutions, you can choose the deposit that best fits your current needs.

- If, for example, you have funds tied up in other investments, you can choose to finance your new Lexus with a zero deposit.**
- Alternatively, by using a larger deposit, you can lower your monthly repayments.
- Or, compared to other finance options over a similar term with no GFV or equivalent balloon final payment, Lexus Ownership Solutions can provide lower monthly repayments.**

Want more certainty?

With Lexus Ownership Solutions, you've got the reassurance that at the end of the term (subject to fair wear and tear and agreed kilometres being met), you will know your GFV*, the minimum value of your Lexus from the outset, as determined by LFS.

What happens in the case of the unexpected?

If your vehicle incurs damage and does not meet the Fair Wear and Tear guidelines, LFS will give you the opportunity to have your vehicle repaired. Otherwise, LFS can organise the repairs and deduct the cost from your GFV. This adjusted GFV will then be the price that LFS will offer you if you return the vehicle at the end of your term. Of course, if you retain the vehicle, the condition doesn't matter, however, if you replace it or sell it privately, the condition will obviously impact your sale price.

So what does your accountant think?

Naturally, we think Lexus Ownership Solutions is an excellent, innovative way to put you in control of buying a new Lexus. That said, we suggest you seek independent advice to ensure Lexus Ownership Solutions is right for you.

Wouldn't it be great if Lexus Ownership Solutions was just the beginning?

Lexus' innovations and commitment to customer service extend well beyond Lexus Ownership Solutions. Once you purchase a new Lexus, you'll become a member of the Lexus Encore Owner Benefits Program and enjoy a host of exclusive benefits.†

For further details, simply visit your nearest Lexus dealer or see www.lexus.com.au/owners/benefits

* The Guaranteed Future Value (GFV) is the minimum value of your new or approved demonstrator Lexus at the end of your finance contract, as determined by Lexus Financial Services (LFS). If you decide to return your car to Lexus at the end of your term, LFS will pay you the agreed GFV which will be put against your final payment, subject to fair wear and tear conditions and agreed kilometers being met. The information provided is general in nature. You should seek your own financial advice to determine whether Lexus Ownership Solutions is appropriate for your individual circumstances. Please speak with your Lexus Dealer for more information. Terms, conditions, fees and charges apply. Lexus Ownership Solutions GFV products are available to approved customers of Lexus Financial Services, a division of Toyota Finance Australia Limited ABN 48 002 435 181, AFSL and Australian Credit Licence 392536.

** Lower monthly repayments compared to a similar term with no Guaranteed Future Value (GFV) or equivalent balloon final payment. Total interest charges will be higher if a GFV or balloon final payment is selected.

† Encore and Encore Platinum Benefits apply on selected new and demonstrator vehicles for a 3 year period from the date Encore is first activated by the Dealership. Inclusions may change without notice. Subject to availability. For full T&Cs, details and eligible models, see your Lexus Dealer or lexus.com.au/encore.

‡ Approved applicants only. Terms and conditions apply. A deposit may be required for capacity reasons.

EXTERIOR COLOURS



White Nova <083>*



Sonic Quartz <085>^



Titanium <1J7>^



Sonic Chrome <1L1>



Sonic Iridium <1L2>



Graphite Black <223>



Vermillion <3R1>^



Sonic Copper <4Y5>



Khaki Metal <6X4>^



Cobalt Mica <8X1>*



Deep Blue <8X5>

Not available on F Sport Performance.

* Available on Sport & F Sport Performance models only.

^ Not available on F Sport & F Sport Performance models.

Lexus Australia reserves the right to vary or discontinue the current interior and exterior colours, trims and colour/trim/model combinations. Colours and trims displayed are a guide only and may vary from actual colours due to printing/display process. See your Lexus dealer to confirm availability when ordering your vehicle. Overseas model shown. Australian specifications & features may differ. See your Lexus dealer for details.

INTERIOR TRIMS



Solis White

Available with Luxury & Sports Luxury only.



Black

Available with Luxury & Sports Luxury only.



Hazel

Available with Luxury & Sports Luxury only.



Dark Sepia

Available with Luxury & Sports Luxury only.



F Sport Black

Available with F Sport & F Sport Performance only.



F Sport Dark Rose

Available with F Sport & F Sport Performance only.

ORNAMENTATION



Black Herringbone Film (Luxury Models)



Bamboo (Sports Luxury Models)



Sumi Black (Sports Luxury Models)



Dark Aluminium
(F Sport & F Sport Performance Models)

MAIN FEATURES RX

		RX 350h			RX 350		RX 500h
		Luxury (2WD)	Luxury (AWD)	Sports Luxury (AWD)	F Sport (AWD)	Sports Luxury (AWD)	F Sport Performance (AWD)
POWERTRAIN & CHASSIS	2.4L Turbo Petrol 4-cylinder Engine						
	2.5L Petrol 4-cylinder Engine with Series Parallel Hybrid System	*	*	*			
	2.4L Turbo Petrol 4-cylinder Engine with Parallel Hybrid System						*
	6-speed Automatic (Hybrid Front Transaxle)						*
	AWD (DIRECT4 Rear Transaxle - eAxle)						*
	Direct Shift 8-speed Automatic				*	*	
	CVT (Hybrid Front Transaxle)	*	*	*			
	65L Fuel Tank	*	*	*			
	67.5L Fuel Tank				*	*	
	3x Drive Mode (Normal, Eco, Sport) & Custom	*	*	*	*	*	*
	Adaptive Variable Suspension				*	*	*
	AWD (E-Four Rear Transaxle)		*	*			
	1,500kg Braked Towing Capacity ¹	*	*	*	*	*	*
EXTERIOR	Acoustic Glass (Windshield & Front Side)	*	*	*	*	*	*
	19" Alloy Wheels	*	*	*			
	21" Alloy Wheels			*		*	
	Panoramic Roof	EP1	EP1	EP1	EP1/EP2	EP1/EP2	*
	Rear Privacy Glass	*	*	*	*	*	*
	Daytime Running Lamp	*	*	*	*	*	*
	Cornering Lamps			*	*	*	*
	Shark Fin Antenna	*	*	*	*	*	*
	AWD Rear Badge		*	*	*	*	
	DIRECT4 Rear Badge						*
	Single-projector Bi-LED (High/Low beam) Headlamps with Auto (Static) Levelling and Headlamp Cleaners	*	*				
	3-projector Bi-LED (High/Low Beam) Headlamps with BladeScan Technology, Auto (Dynamic) Levelling & Headlamp Cleaners - High Grade			*	*	*	*
	Roof Rails	*	*	*		*	
	Exterior Mirrors Heated and Driver's Side Auto Dimming Functionality	*	*	*	*	*	*
	Front & Rear Fog Lamps	*	*	*	*	*	*
INTERIOR	Interior Illumination	*	*	*	*	*	*
	Heated Steering Wheel			*	EP2	*	*
	Digital Inner Rear View Mirror			EP2	EP2	EP2	*
	Auto-dimming Rear View Mirror	*	*	*	*	*	*
	Paddle Shifters	*	*	*	*	*	*
	Tonneau Cover	*	*	*	*	*	*
	Rear Air Vents	*	*	*	*	*	*
	nanoe X™	*	*	*	*	*	*
	Steering Wheel Switches (Button)	*	*				
	Steering Wheel Switches (Touch Sensor)	EP1	EP1	*	*	*	*
	Semi Aniline Leather Accented Seat Trim			*		*	
	Synthetic Seat Trim	*	*				
	Leather Accented Seat Trim	EP1	EP1		*		*
	Driver's Seat Memory	EP1	EP1	*	*	*	*
	Sunshade on Rear Doors (Manual)			*	*	*	*
	Steering Wheel with Woodgrain Look			*		*	
	Instrument Panel with Woodgrain Look Ornamentation			*		*	
	Leather Accented Shift Knob			*		*	
4x Cup Holders	*	*	*	*	*	*	
Carpet Floor Mats	*	*	*	*	*	*	

MAIN FEATURES RX

	RX 350h			RX 350		RX 500h
	Luxury (2WD)	Luxury (AWD)	Sports Luxury (AWD)	F Sport (AWD)	Sports Luxury (AWD)	F Sport Performance (AWD)
COMFORT AND CONVENIENCE	E-latch System	*	*	*	*	*
	Power Back Door	*	*			
	Power Back Door with Kick Sensor			*	*	*
	Electrically Adjustable Steering Column	*	*	*	*	*
	Rain Sensing Wipers	*	*	*	*	*
	Electric Fuel Lid Release	*	*	*	*	*
	Power Reclining/Folding Rear Seats			*	*	
	8-way Power Adjustable Front Seats	*	*			
	8-way Power Adjustable Front Seats with Driver's Front Seat Memory	EP1	EP1		*	*
	10-way Power Adjustable Front Seats with Memory			*	*	
	2-way Power Lumbar Support on Front Seats	*	*		*	*
	4-way Power Lumbar Support on Front Seats			*	*	
	Heated & Ventilated Front Seats	EP1	EP1	*	*	*
	Heated Front Seats	*	*			
	Heated & Ventilated Rear Outboard Seats			*	*	
	Head Up Display	EP1	EP1	*	*	*
	Active Noise Control				*	*
	3-Zone Climate Control	*	*	*	*	*
Easy-Access Entry (Steering Wheel)	*	*				
Easy-Access Entry (Seat & Steering Wheel)	EP1	EP1	*	*	*	
Smart Key Card	EP1	EP1	*	*	*	
MULTIMEDIA	14" Touchscreen Display with Navigation, DAB and Mark Levinson ^{®1} Premium Surround Sound System - 21 Speakers			*	*	*
	14" Touchscreen Display with Navigation, DAB and Panasonic Speaker System - 12 Speakers	*	*			
	Lexus Connected Services (DCM) ⁵	*	*	*	*	*
	Wireless Phone Charger ²	EP1	EP1	*	*	*
	Android Auto ^{™4} & Wireless Apple CarPlay [®]	*	*	*	*	*
	2x DC12V Ports (Front & Cargo)	*	*	*	*	*
	5x USB-C Charging ³	*	*	*	*	*
1x USB-A Input	*	*	*	*	*	
SAFETY & SECURITY	Lexus Safety Sense + (Pre-Collision System, Lane Departure Alert, Dynamic Radar Cruise Control & Lane Tracing Assist)	*	*	*	*	*
	8x SRS Airbags	*	*	*	*	*
	Intelligent Parking Assist			EP2	EP2	EP2
	Adaptive High-Beam System			*	*	*
	Automatic High-Beam	*	*			
	Blind Spot Monitor & Rear Cross Traffic Alert	*	*	*	*	*
	Driver Monitor Camera	*	*	*	*	*
	Road Sign Assist (speed signs only)	*	*	*	*	*
	Emergency Brake Signal	*	*	*	*	*
	Safe Exit Assist	*	*	*	*	*
	Anti-Theft System (Immobiliser, Alarm, Siren, Intrusion & Tilt sensor)	*	*	*	*	*
	Tyre Pressure Warning System	*	*	*	*	*
	Rear Seat Reminder	*	*	*	*	*
	Parking Support Brake including Front & Rear Parking Sensors	*	*	*	*	*
Panoramic View Monitor			*	*	*	
Back Guide Monitor (BGM)	*	*	*	*	*	

¹ Product & company names are trademarks of their respective owners.

² Only Qi-supported devices compatible. Refer to device manufacturer. May require additional purchase of accessory to support wireless charging.

³ Compatibility and functionality varies depending on device.

⁴ Requires compatible device, USB connection or Bluetooth[®] connection for vehicles fitted with wireless CarPlay[®] mobile data, network reception & GPS signal. Mobile usage at user's cost. Apps subject to change. For details see lexus.com.au/connectivity.

⁵ Complimentary period ends 3 years from delivery date. Fees may apply thereafter. See www.lexus.com.au/connectivity. Not available outside Australia, if services disabled or terminated, or after 2033/Telstra 4G sunset (whichever comes first). Dependent on 3G/4G enabled DCM, GPS signal strength, mobile network coverage and other factors outside Lexus's control which can limit ability or functionality of system. Check your Owner's Manual for explanation of limitations. Please drive safely.

MAIN FEATURES RX

		RX 350h			RX 350		RX 500h
		Luxury (2WD)	Luxury (AWD)	Sports Luxury (AWD)	F Sport (AWD)	Sports Luxury (AWD)	F Sport Performance (AWD)
F-SPORT EXCLUSIVE	Black Roof Rails				*		*
	Black Mirror Caps				*		*
	F Sport Grille				*		*
	F Sport Steering Wheel				*		*
	Aluminium Pedals				*		*
	Aluminium Interior Ornamentation				*		*
	F Sport Seat Design				*		*
	Instrument Cluster with F Sport meters				*		*
	F Sport Shift Knob (Dimple Pattern)				*		*
	21" F Sport Alloy Wheels				*		*
	Aluminum Monoblock 6-Piston Front Brake Calipers				*		*
	F Sport Front & Rear Bumpers				*		*
	F Sport Exterior Badges				*		*
	F Sport Scuff Plates				*		*
	Body Colour Lower Side Rocker Trim						*
	Black Exterior Window Trim/Surround						*
	Side Mirror Garnish (Piano Black Inner)						*
Dynamic Rear Steering (DRS)						*	
Vehicle Dynamics Integrated Management (VDIM)						*	
Active Sound Control (ASC)						*	
Carpet Floor Mats (F Sport Logo)						*	

SPECIFICATIONS

		RX 350h		RX 350	RX 500h
		2WD	AWD	AWD	AWD
DIMENSIONS & WEIGHT (APPROXIMATE) ¹	Overall Length (mm)	4890	4890	4890	4890
	Overall Width (mm)	1920	1920	1920	1920
	Overall Height (mm)	1695	1695	1695	1695
	Wheelbase (mm)	2850	2850	2850	2850
	Maximum Kerb Weight (kg)	1995	2060	2005	2160
	Gross Weight	2590	2660	2590	2750
	Seating Capacity	5	5	5	5
Broken Towing Capacity (kg)		1500	1500	1500	1500
CHASSIS	Suspension	Front: MacPherson Strut Type / Rear: Multi Link	Front: MacPherson Strut Type/ Rear: Multi Link	Front: MacPherson Strut Type / Rear: Multi Link	Front: MacPherson Strut Type / Rear: Multi Link
	Steering System	EPS (Electric Power Steering)	EPS (Electric Power Steering)	EPS (Electric Power Steering)	EPS (Electric Power Steering)
	Brakes	Front: 18" Disc / Rear: 18" Disc	Front: 18" Disc / Rear: 18" Disc	Front: 18" Disc (Sports Luxury) / 20" Opposed (F-Sport) / Rear: 18" Disc	Front: 20" Opposed / Rear: 18" Disc
	Minimum Turning Radius (Tyres) (m)	5.9	5.9	5.9	5.5
	Fuel Tank Capacity (L)	65	65	67.5	65
	Tyre Sizes	235/60R19	235/60R19 (Luxury) / 235/50R21 (Sports Luxury)	235/50R21	235/50R21
ENGINE	Type	Petrol	Petrol	Petrol	Petrol
	Description	2.5L Petrol 4-cylinder Engine with Series Parallel Hybrid System	2.5L Petrol 4-cylinder Engine with Series Parallel Hybrid System	2.4L Turbo Petrol 4-Cylinder Engine	2.4L Turbo Petrol 4-cylinder Engine with Parallel Hybrid System
	Maximum Output	140/6000	140/6000	205/6000	202/6000
	Maximum Torque	239/4300-4500	239/4300-4500	430/1700-3600	460/2000-3000
	Fuel Economy ² (Combined, L/100km)	5	5.4	8.7	6.5
Carbon Dioxide ³ (Combined, g/km)	114	123	197	148	
DRIVETRAIN	Driven Wheels	2WD	AWD	AWD	AWD
	Transmission	CVT	CVT	AUTOMATIC	AUTOMATIC
ELECTRIC MOTOR	Type	Permanent Magnet Synchronous Motor	Permanent Magnet Synchronous Motor	-	Permanent Magnet Synchronous Motor
	Max. Output (kW)	Front: 134	Front: 134 Rear: 40	-	Front: 64 Rear: 75.9
	Max. Torque (Nm)	Front: 270	Front: 270 Rear: 121	-	Front: 292 Rear: 168.5
	Total System Output (kW)	184	184	-	273
HYBRID BATTERY	Type	Nickel Metal Hydride	Nickel Metal Hydride	-	Nickel Metal Hydride
	Nominal Voltage (V)	259.2	259.2	-	288
	Total Battery Cells	216	216	-	240



¹Weights/mass/volumes/dimensions are approximate and subject to individual vehicle variances, and should be confirmed before fitting any accessories, towing or otherwise relying on this value.

² Results achieved for RX in ADR81/02 combined drive cycle fuel consumption testing. Results produced in laboratory test conditions, using sample vehicles without fitment of accessories/customisation, & do not reflect real world driving. Figures should only be used for comparative purposes.

³ Results achieved for RX in ADR81/02 combined drive cycle CO2 testing. Results produced in laboratory test conditions, using sample vehicles without fitment of accessories/customisation, & do not reflect real world driving. Figures should only be used for comparative purposes.

Overseas model shown. Australian specifications and features may differ. See your Lexus dealer for details.

Lexus Australia uses its best endeavours to ensure material is accurate at the time of publishing. All information must be confirmed with your Lexus dealer at the time of ordering, as specifications, applicability and availability may change over time. Colours depicted are a guide only and may vary from actual colours due to the printing/display process.

Lexus Australia reserves the right to change and/or discontinue, without notice, models, prices, colours, materials, equipment, specifications. To the extent permitted by law, Lexus Australia will not be liable for any damage or loss incurred from relying on the information and images contained in this material. Distributed nationally by Lexus Australia a division of Toyota Motor Corporation Australia Limited ABN 64 009 686 097. Proof: L2023-000061. Published: March 2023.

