

PEUGEOT 306



PEUGEOT



A long journey with loads of luggage and yet more.
A tight manoeuvre in the centre of town : it's quick and easy !
A weekend away beside the sea.

Roof down on the narrow country roads

THE 306, EVERYTHING BECOMES SIMPLE

Everywhere, the 306 rises to the occasion. Its sense of space blends interior generosity and a compact exterior. Its temperament shines

through where needed,

In all areas, balance



when needed.

is its force.






Excellent stability. Power in tight bends.
Superb roadholding.
These are the characteristics of the 306. But the desire to get behind the wheel is not just about these...



THE DESIRE TO GET AWAY


Just contemplating it is enough to anticipate its qualities.

Functionality has dictated the design of its shape and the comfort of its interior, so that followed by the desire



the desire to get away is for a new journey.





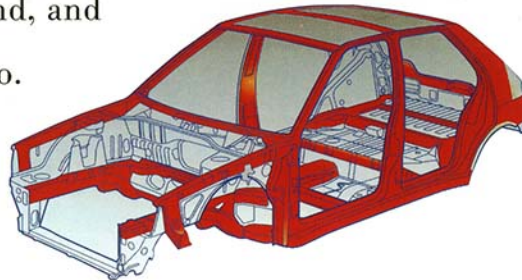
Ultra rigid passenger compartment, Air Bag (option)... Highly efficient whatever may happen, allowing you to travel with complete confidence.

passenger reinforced doors,

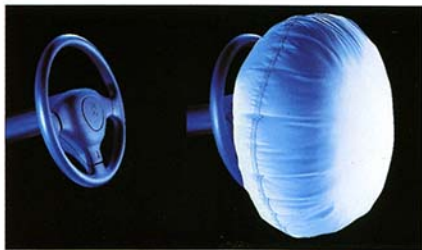


THE FEELING OF SAFETY

Coded Ignition Lock, perfected alarm, special door locking (option according to destination)... so that when travelling, you have total peace of mind, and your 306 is protected too.



■ The structure of the 306 is made of a practically indestructible passenger compartment, surrounded with areas of progressive deformation both at the front and at the rear. Side protection is ensured by solid steel reinforcements incorporated in the doors.



■ In the event of a violent front impact, the Air Bag (option) inflates in a few milliseconds to protect the driver.

BEND AFTER BEND





We could talk
dashboard
want to travel or about the comfort which makes the miles fly by.
to you about the
which makes you
But driving pleasure is not to be demonstrated : it is to be proved.



400 MILES ? A WALK-OVER

So, let's simply say that every driver feels completely at home inside a 306,
from the outset. Each detail has been studied with driver comfort in
mind and once you get behind the wheel, you will have your proof.











With a 306, the journey is always too short...
Some even provoke the crafty desire to take a
few detours... Inside, no one is deceived.

But everyone approves.




306 OPEN AIR.

A caress of the wind, a burst of sunshine, the aroma of pine or lavender...
All the joys of an open top, the 306 cabriolet has the added pleasure of
a shape which is just as seductive, when you
put the roof up again.



■ Cabriolet 2,0 I with electric roof.





Petrol, Diesel and
engines, manual



Turbo Diesel
or automatic gearbox...

the range of 306 engines is surprising in its diversity. The most important, naturally, is that they are all dedicated to the pleasure of driving.

POWER SOURCE

The nerve for overtaking. Power for acceleration. Silence for comfort...

Each engine is lively, flexible, reliable and economical. From 1360 cm³

to 1998 cm³, all are

which they belong.



worthy of the 306 to

INSTANT RESPONSE

Optimised ignition/injection systems for greater economy. Flexible power available at all engine speeds. Excellent potential which is shown notably in the ever flattering torque and power curves.

Technology mastered.




■ 1905 cm³ Diesel engine with turbocompressor. Air/air exchanger. Rapid pre-heating. Remarkable silence. A surprising mixture of economy and performance.



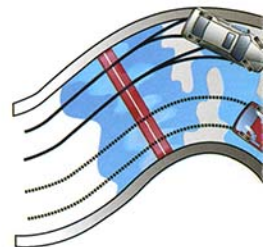
■ 1761 cm³ petrol engine. Multipoint injection. Excellent potential. High level torque. Unlimited driving pleasure.



■ Performance of the 306's rear axle in bends.



wheelbase of the 306



The 2.58m and its balanced design with a wheel at each corner guarantee its stability. Its exceptional roadholding, the precision of its steering and the quality of its braking further minimise the risks of the journey.


EVEN MORE CONTROL

Front axle with stabilising bar, autodirectional rear axle allowing the wheels to steer slightly, stable roadholding and comfort. In a 306, the road always seems straighter.



■ Front MacPherson type axle with stabilising bar : excellent steering and extreme course precision in bends.






■ Anti-lock braking system (ABS) (option according to destination) preventing any risk of locking the wheels, therefore always ensuring steering control, even when road conditions are poor.



■ Autodirectional rear axle : the rear wheels steer by a few degrees in the same direction as the front wheels. Cornering is made easier : the 306 "leans" less than other cars not fitted with this system






Throughout its life, the 306 contributes to the preservation of our environment.

It is produced in factories which are becoming increasingly cleaner and lives longer whilst consuming less...


RESPECTING OTHERS

Its after life is also ecological. 95% of the constituent parts (in green on the diagram) can be reused and reintroduced into the industrial



process. A decisive step towards the "eco-car" !





With its participation in Formula 1, Peugeot is launching a new challenge in the supreme category of motor racing, where each Grand Prix is a trial and the most ruthless of test beds.

THE NEW CHALLENGE

After the successive victories in Off Road Rallying, in Sports Prototype and, currently, Supertouring, Peugeot has found a battlefield which




lives up to its ambitions.

Engineers, mechanics, aerodynamic
engineers, drivers...
The whole Peugeot team has a
fierce desire to succeed.



■ New challenger in Formula 1, Peugeot is also renowned in the Supertouring category with its 405 Mi 16.

TO WIN ON ALL CIRCUITS



■ V10 at 72°, 3.5 litre capacity, 133 kg : a formidable concentration of know-how and experience.



■ Peugeot has joined forces with McLaren, the most successful constructor in the history of Formula 1.



■ Front seats



■ Control panel with steering wheel adjustable for height



■ Storage tray with cover



■ Folding rear bench seat



FIRST CLASS

Compact but roomy. Economical but generous. Brilliant in town and pleasing on the open road... The 306 XN/XNd is a car of contrasts. Its strength is comfort. A special mention for the "made to measure" control panel with a steering wheel and front seatbelts with height adjustment. First prize for its practicality: folding rear bench seat, vast glove box... Its greatest quality? Safety! Reinforced doors, front disc brakes and, naturally for the 306, remarkable roadholding. All that is required to exploit all the resources of its 1360 cm³ (75 hp DIN) petrol and 1905 cm³ (71 hp DIN) Diesel engines. In short, the 306 XN/XNd, first of the range, has first class style.



■ Sunroof (option)



■ Control panel



■ Storage tray with cover



■ Courtesy light and map reading light



LO VE AT FIRST SIGHT

Sometimes, you fall in love with a small detail. An intelligently designed mechanism. A perfectly understood need. The richness of the equipment of the 306 XR/XRd/XRdt makes comfort appreciable and journeys seem shorter : air conditioning with temperature regulation (standard on XR automatic), power assisted steering (standard or optional depending on the model), folding rear bench seat in 2/3-1/3, electronic tachometer...

The surprising diversity of the engines offered ensures that every driver will find the 306XR best suited to his needs and his temperament. From the 1360 cm³ petrol engine to the 1905 cm³ turbo diesel engine, with the 1761 cm³ in between with manual or automatic gearbox, all are dedicated to the pleasure of driving. Sometimes, you just cannot resist when you fall in love at first sight !

TECHNICAL DATA 306	XN (5 d)	XND (5 d)	XR (5 d)	XR (5 d)	AUTO	XR (5 d)	XR (5 d)	AUTO	XRD	XRDT
Engine	TU3.2/K	XUD9A/L	TU3.2/K	XU7JP/K		TU5JP/LZ	XU7JP/LZ		XUD9A/L	XUD9TE/L
Capacity (cm ³)	1360	1905	1360	1761		1587	1761		1905	1905
Number of cylinders	4	4	4	4		4	4		4	4
Rpm at maximum power	• EEC standard (kW) • DIN standard (ch)	55 at 5800 75 at 5800	51 at 4600 71 at 4600	55 at 5800 75 at 5800	70 at 4600 97 at 6000	65 at 5600 90 at 5600	74 at 6000 103 at 6000		51 at 4600 71 at 4600	67.5 at 4000 92 at 4000
Rpm at maximum torque	• EEC standard (m/dAN) • DIN standard (mk/g)	11.4 at 3800 11.8 at 3800	12 at 2000 12.5 at 2000	11.4 at 3800 11.8 at 3800	14.2 at 3000 14.8 at 3000	13.5 at 3000 14 at 3000	15.3 at 3000 16 at 3000		12 at 2000 12.5 at 2000	19.6 at 2250 20.5 at 2250
Fuel supply	• carburettor • injection	double barrel ●	●	double barrel ●	●	●	●		●	●
Trifunction catalytic converter with oxygen sensor										
Electronic ignition	●		●	●		●	●		●	●
Transmission										
Gear box	• manual 5 forward gears, synchronized • automatic 4 forward gears	●	●	●	●	●	●		●	●
Steering										
rack and pinion, adjustable steering column (angle) control under steering wheel										
Power assisted steering	○	○	○	●		●	●		○	●
Number of turns from lock to lock	• with Power assisted steering • without Power assisted steering	3.4 4.2	3.4 4.2	3.4 4.2	3.4	3.4	3.4	3.4	3.4	3.4
Turning circle between kerbs (metres)		11	11	11	11.3	11	11		11.3	11.3
Suspension										
Front : Mac-Pherson type with stabilising bar linked to the lock bearing element optimising steering and course precision.										
Rear : Self adjusting rear axle fitted with compensating blocks of different hardness optimising the vehicle's behaviour and comfort										
Brakes										
Front :	• Discs • Ventilated discs	●	●	●	●	●	●		●	●
Rear :	• Drums	●	●	●	●	●	●		●	●
Anti-lock braking system (ABS)		○	○	○	○	○	○		○	○
Dimensions (metres)										
Overall length		3,995	3,995	3,995	3,995	3,995	3,995		3,995	3,995
Overall width		1,689	1,689	1,689	1,689	1,689	1,689		1,689	1,689
Wheelbase		2,580	2,580	2,580	2,580	2,580	2,580		2,580	2,580
Track :	• front • rear	1,462 1,435	1,462 1,435	1,462 1,435	1,454 1,429	1,454 1,429	1,454 1,429		1,462 1,435	1,454 1,429
Height		1,377	1,380	1,377	1,377	1,377	1,377		1,380	1,377
Number of seats		5	5	5	5	5	5		5	5
Weight (kilogrammes)										
Kerb weight		1020	1080	1020	1080	1100	1060	1080	1100	1080
Maximum total permitted load		1530	1590	1530	1590	1610	1570	1590	1610	1530
Braked trailer		900	1000	900	1000		900	1000		1000
Permitted total train weight		2430	2590	2430	2590	2610	2470	2590	2610	2430
Capacities (litres)										
Fuel tank		60	60	60	60	60	60		60	60
Luggage compartment volume (PSA method)	• rear seats upright • rear seats folded • rear seats folded and loaded up to the roof	338 637 1146	338 637 1146	338 637 1146	338 637 1146	338 637 1146	338 637 1146		338 637 1146	338 637 1146
Performances										
Maximum speed in km/h (circuit)		165	162	165	182	175	180	185	175	162
Accelerations (seconds) : from 0 to 100 Km/h		14.8	16.9	14.8	12.5	14.7	12.9	12.2	14.7	16.9
• 1000 m standing start		36.1	37.1	36.1	34.1	36.0	34.3	33.8	36.0	37.7
Tyres (radial)		165/70R13T	175/70R13T	165/70R13T	175/65R14T	175/70R13T1	75/70R13T	175/65R14T	175/70R13T	185/60R14H
Consumption (in litres per 100 Km measured by UTAC)										
• at 90 Km/h stable speed		5.0	4.6	5.0	5.8	5.6	5.4	5.9	6.0	4.4
• at 120 Km/h stable speed		6.9	6.4	6.9	7.3	7.1	7.1	7.6	7.6	6.4
• urban cycle		8.7	7.0	8.7	10.2	10.3	9.0	10.4	10.9	7.0

● Basic equipment / ○ Option. Automobiles Peugeot reserve the right to modify the technical specifications and equipment of models without prior notice.

EQUIPMENT XN (according to destination)

- Lights on reminder buzzer
- Adjustable front head restraints
- Side protection strips
- Folding rear bench seat
- Front seat belts with height adjustment and web lock
- Rear screen demisting / de-icing
- Fog tail lamp
- Rear screen wash / wipe
- Quartz electric clock
- Radio pre-equipment with aerial, receiver feed + 2 front speakers
- External rear view mirrors, adjustable from inside the vehicle
- Fuel filler cap opened from inside the vehicle
- Steering wheel adjustable for height

Options (according to destination)

- Folding rear bench seat 2/3/1/3
- Central locking
- Power assisted steering
- Metallic paintwork
- Tinted windows

Group Options (according to destination)

- Airbag + pyrotechnic front seat belts
- Air conditioning with temperature regulation + tinted windows

EQUIPMENT XR (according to destination)

- Lights on reminder buzzer
- Adjustable front head restraints
- Side protection strips
- Folding rear bench seat 2/3/1/3
- Front seat belts with height adjustment and web lock Electronic tachometer
- Rear screen demisting / de-icing
- Power assisted steering (1761 cm³ and 1905 cm³) Lighting in boot
- Fog tail lamp
- Rear screen wash / wipe
- Electronic clock
- Radio pre-equipment with aerial + receiver and front speaker feed
- External rear view mirrors, adjustable from inside the vehicle Fuel filler cap opened from inside the vehicle
- Tinted windows
- Steering wheel adjustable for height

Options (according to destination)

- Radio fittings with controls under steering wheel and front/rear speakers
- Power assisted steering (1360 cm³)
- Alloy wheel rims
- Metallic paintwork
- Front fog lamps
- Air conditioning
- Sunroof

Group options (according to destination)

- Airbag + pyrotechnic front seat belts
- Alarm + special central locking with remote control + Front electric windows
- Central locking with remote control + Front electric windows



■ "Sports" front seats



■ Folding rear bench seat in 2/3-1/3



■ Rear ashtray



■ Glove box with cover



DRIVE IN STYLE

The 306 XT has been created with the drivers in mind for whom driving pleasure is not just about simple technical data. For example, for those who require their seat to adapt exactly to their build : a seat with lumbar and height adjustment. For those who also need to be saved the trouble of exerting unnecessary effort: front electric windows, central locking with remote control, power assisted steering, choice of transmission, manual 5 speed or automatic gearbox. Those who want their car to offer them the warmest of welcomes : tinted windows, velours trim throughout the passenger compartment... Basically, the elegance of the 306 XT knows how to seduce them. And now, this elegance makes the 306 XT even more efficient. Undoubtedly, all is well.



■ "Sports" seats



■ Folding rear bench seat in 2/3-1/3



■ Glove box with cover



■ Driver's seat with height adjustment



IN TUNE WITH PASSION

There are drivers who want more than just basic performance from their car. These are the drivers who are skilled in sports driving, keen to find power reserves at all speeds. They are also keen on aesthetics, sensitive to the quality of the velours, to the comfort of the "sports" seats, to the pleasure of front electric windows and to the central locking with remote control. Finally, they are responsible fathers, anxious to have total safety for their passengers and enough room for all their luggage... The 306 XSi offers them its 1998 cm³ petrol engine with manual or automatic gearbox. But it offers them more than this... The 306 XSi has been designed to satisfy the most demanding drivers.

TECHNICAL DATA 306		XT (5 p)	XT (5 p)	AUTO
Engine				
Capacity (cm ³)		1761	1761	
Number of cylinders		4	4	
Rpm at maximum power	• EEC standard (kW)	70 at 6000	74 at 6000	
	• DIN standard (ch)	97 at 6000	103 at 6000	
Rpm at maximum torque	• EEC standard (mdaN)	14,2 at 3000	15,3 at 3000	
	• DIN standard (mkg)	14,8 at 3000	16 at 3000	
	• injection	●	●	
Function catalytic converter with oxygen sensor		●	●	
Electronic ignition		●	●	
Transmission				
Gear box	• manual 5 forward gears, synchronized	●	●	
	• automatic 4 forward gears			●
Steering				
Power assisted steering	rack and pinion, adjustable steering column (angle) control under steering wheel	●	●	
Number of turns from lock to lock with Power assisted steering		3,4	3,4	
Turning circle between kerbs (metres)		11,3	11,3	
Suspension				
Front : Mac-Pherson type with stabilising bar linked to the lock bearing element optimising steering and course precision.				
Rear : Self adjusting rear axle fitted with compensating blocks of different hardness optimising the vehicle's behaviour and comfort				
Brakes				
Front :	• Ventilated discs	●	●	
Rear :	• Drums	●	●	
Anti-lock braking system (ABS)		○	○	
Dimensions (metres)				
Overall length		3,995	3,995	
Overall width		1,692	1,692	
Wheelbase		2,580	2,580	
Track :	• front	1,454	1,454	
	• rear	1,429	1,429	
Height		1,377	1,377	
Number of seats				
Weight (kilogrammes)		5	5	
Kerb weight		1080	1080	1100
Maximum total permitted load		1590	1590	1610
Braked trailer		1000	1000	
Permitted total train weight		2590	2590	2610
Capacities (litres)				
Fuel tank		60	60	
Luggage compartment volume	• rear seats upright	338	338	
	• rear seats folded	637	637	
IPSA method	• rear seats folded and loaded up to the roof	1146	1146	
Performances				
Maximum speed in km/h (circuit)		182	185	175
Accelerations (seconds) : • from 0 to 100 Km/h		12,5	12,2	14,7
	• 1000 m standing start	34,1	33,8	36,0
Tyres (radial)		165/70R141	175/65R141	
Consumption (in litres per 100 Km measured by UTAC)				
	• at 90 Km/h stable speed	5,8	5,9	6,0
	• at 120 Km/h stable speed	7,3	7,6	7,7
	• urban cycle	10,2	10,4	10,9

● Basic equipment / ○ Option. Automobiles Peugeot reserve the right to modify the technical specifications and equipment of models without prior notice.

EQUIPMENT (according to destination)	• Anti-lock braking system (ABS)
• Lights on reminder buzzer	• Alloy wheel rims
• Adjustable and articulated front head restraints and rear neck supports	• Rear electric windows
• Large side protection strips	• Metallic paintwork
• Folding rear bench seat 2/3/1/3	• Front fog lamps
• Front seat belts with height adjustment and web lock	• Cruise control (BC 73)
• Electronic tachometer	• Sunroof
• Central locking with remote control	
• Rear screen demisting / de-icing	Group options (according to destination)
• Power assisted steering	• Airbag + pyrotechnic front seat belts
• Fog tail lamp	• Alarm + special locking (BC 72)
• Map reading light	• Alarm + special locking + coded ignition lock (BC 73)
• Front electric windows	• Air conditioning + temperature regulation
• Electronic clock	• LEATHER PACK :
• Radio pre-equipment with aerial, receiver feed + 4 front/rear speakers	- Leather seat trim
• External rear view mirrors, adjustable from inside the vehicle	- Leather covered steering wheel
• Driver's seat with height and lumbar adjustment	- Adjustable and articulated rear head restraints
• Fuel filler cap opened from inside the vehicle	- Passenger's seats with lumbar adjustment
• Tinted windows	• ELECTRICAL COMFORT PACK :
• Steering wheel adjustable for height	- Front one-touch driver's side electric window
	- External heated rear view mirrors with electric control
	- External temperature indicator
Options (according to destination)	
• Coded ignition lock (BC 73)	

TECHNICAL DATA 306		XSI (3 p)	XSI (3/5 p)	AUTO
Engine				
Capacity (cm ³)		1998	1998	
Number of cylinders		4	4	
Rpm at maximum power	• EEC standard (kW)	92 at 5750	89 at 5750	
	• DIN standard (ch)	128 at 5750	123 at 5750	
Rpm at maximum torque	• EEC standard (mdaN)	17,6 at 2750	17,6 at 2750	
	• DIN standard (mkg)	18,3 at 2750	18,3 at 2750	
	• injection	●	●	
Function catalytic converter with oxygen sensor		●	●	
Electronic ignition		●	●	
Transmission				
Gear box	• manual 5 forward gears, synchronized	●	●	
	• automatic 4 forward gears			●
Steering				
Power assisted steering	rack and pinion, adjustable steering column (angle) control under steering wheel	●	●	
Number of turns from lock to lock with Power assisted steering		3,4	3,4	
Turning circle between kerbs (metres)		11,3	11,3	
Suspension				
Front : Mac-Pherson type with stabilising bar linked to the lock bearing element optimising steering and course precision.				
Rear : Self adjusting rear axle fitted with compensating blocks of different hardness optimising the vehicle's behaviour and comfort				
Brakes				
Front :	• Ventilated discs	●	●	
Rear :	• Discs	●	●	
Anti-lock braking system (ABS)		○	○	
Dimensions (metres)				
Overall length		3,995	3,995	
Overall width		1,692	1,692	
Wheelbase		2,580	2,580	
Track :	• front	1,464	1,464	
	• rear	1,439	1,439	
Height		1,367	1,367	
Number of seats				
Weight (kilogrammes)		5	5	
Kerb weight		1140	1140	1160
Maximum total permitted load		1650	1650	1670
Braked trailer		1000	1000	
Permitted total train weight		2650	2650	2670
Capacities (litres)				
Fuel tank		60	60	
Luggage compartment volume	• rear seats upright	338	338	
	• rear seats folded	637	637	
IPSA method	• rear seats folded and loaded up to the roof	1146	1146	
Performances				
Maximum speed in km/h (circuit)		197	197	193
Accelerations (seconds) : • from 0 to 100 Km/h		10,4	10,4	12,7
	• 1000 m standing start	32,3	32,3	34,0
Tyres (radial)		165/70R141	185/55R15V	185/55R15V
Consumption (in litres per 100 Km measured by UTAC)				
	• at 90 Km/h stable speed	6,1	6,3	6,4
	• at 120 Km/h stable speed	7,5	7,6	7,7
	• urban cycle	10,5	10,6	11,9

● Basic equipment / ○ Option. Automobiles Peugeot reserve the right to modify the technical specifications and equipment of models without prior notice.

EQUIPMENT (according to destination)	• Anti-lock braking system (ABS)	Options (according to destination)
• Lights on reminder buzzer	• Alloy wheel rims	• Coded ignition lock (BC 73)
• Adjustable front head restraints	• Rear electric windows	• Alarm + special locking (BC 72)
• Large side protection strips	• Front fog lamps	• Anti-lock braking system (ABS)
• Folding rear bench seat 2/3/1/3	• Cruise control (BC 73)	• Rear electric windows
• Black rear spoiler	• Sunroof	• Metallic or pearlescent paintwork
• Front seat belts with height adjustment and web lock		• Cruise control (BC 73)
• Electronic tachometer		• Sunroof
• Central locking with remote control	Group options (according to destination)	
• Rear screen demisting / de-icing	• Airbag + pyrotechnic front seat belts	• Airbag + pyrotechnic front seat belts
• Power assisted steering	• Alarm + special locking (BC 72)	• Alarm + special locking (BC 72)
• Alloy wheel rims	• Alarm + special locking + coded ignition lock (BC 73)	• Alarm + special locking + coded ignition lock (BC 73)
• Map reading light	• Air conditioning + temperature regulation	• Air conditioning + temperature regulation
• Front electric windows	• LEATHER PACK :	• LEATHER PACK :
• Electronic clock	- Leather seat trim	- Leather covered steering wheel
• Radio pre-equipment with amplified aerial, receiver feed + 4 front/rear speakers	- Leather covered steering wheel	- Adjustable and articulated front and rear head restraints
• Front fog lamps	- Adjustable and articulated rear head restraints	- Driver's and passenger's seat with lumbar adjustment
• External rear view mirrors, adjustable from inside the vehicle	- Passenger's seats with lumbar adjustment	- Storage pocket on back of front seats
• Driver's seat with height adjustment	• ELECTRICAL COMFORT PACK :	• ELECTRICAL COMFORT PACK :
• Fuel filler cap opened from inside the vehicle	- Front one-touch driver's side electric window	- Front one-touch driver's side electric window
• Opening rear side windows (3 door version)	- External heated rear view mirrors with electric control	- External heated rear view mirrors with electric control
• Tinted windows	- External temperature indicator	- External temperature indicator
• Steering wheel adjustable for height		



■ Control panel



■ Rear seats with "leather" trim and head restraints (option)



■ Front fog lamps (standard)



■ Alloy wheel rims (standard)



PLEASURE IN ITS PUREST FORM

155 hp DIN at 6500 rpm, 0 to 100 km/h (60 mph) in 9.2 seconds, 215 km/h (135 mph) on the circuit : for those who know, certain figures immediately evoke sensations : acceleration, pick up, flexibility and pleasure. This pleasure is made all the more subtle since the 306 S16 has maintained the dignity which befits its rank. The numerous features which purvey its sporty vocation - alloy wheel rims, rear black spoiler, three spoke leather covered steering wheel, "sports" seats with leather and velours trim - all have the common traits of economy and elegance. Its other specific equipment - external heated rear view mirrors with electric control, one-touch electric window on the driver's side, external temperature indicator, etc. - are witness to its open mind : which allows both the 1000m standing start in 30.5 seconds and a drive along a road in the forest to be appreciated with the same intensity.

TECHNICAL DATA 306	S16 (3 d)
Engine	XU10J4/LZ
Capacity (cm ³)	1998
Number of cylinders	4
Rpm at maximum power	• EEC standard (kW) 111,6 at 6500 • DIN standard (ch) 155 at 6500
Rpm at maximum torque	• EEC standard (mdaN) 18,3 at 3500 • DIN standard (mkg) 19 at 3500
Fuel supply	• injection ●
Trifunction catalytic converter with oxygen sensor	●
Electronic ignition	●
Transmission	●
Gear box	• manual 5 forward gears, synchronized
Steering	Rack and pinion, adjustable steering column (angle) control under steering wheel
Power assisted steering	●
Number of turns from lock to lock	3,4
Turning circle between kerbs (metres)	11,3
Suspension	
Front :	Mac-Pherson type with stabilising bar linked to the lock bearing element optimising steering and course precision.
Rear :	Self adjusting rear axle fitted with compensating blocks of different hardness optimising the vehicle's behaviour and comfort.
Brakes	
Front :	• Ventilated discs ●
Rear :	• Discs ●
Anti-lock braking system (ABS)	●
Dimensions (metres)	
Overall length	3,995

● Basic equipment / ○ Option. Automobiles Peugeot reserve the right to modify the technical specifications and equipment of models without prior notice.

EQUIPMENT (according to destination)

- Lights on reminder buzzer
- Coded ignition lock
- Adjustable and articulated front head restraints
- Large side protection strips
- Folding rear bench seat 2/3-1/3
- Black rear spoiler
- Front seat belts with height adjustment and web lock
- Electronic tachometer
- Central locking with remote control
- Rear screen demisting / deicing

- Power assisted steering
- Anti-lock braking system (ABS)
- External temperature indicator
- Alloy wheel rims
- Map reading light
- Front electric windows + one-touch driver's side
- Electronic clock
- Radio pre-equipment with amplified aerial, receiver feed and 6 front/rear speakers
- Front fog lamps
- External heated rear view mirrors with electric control

TECHNICAL DATA 306	S16 (3 d)
Overall width	1,689
Wheelbase	2,580
Track :	1,454
• front	1,429
• rear	1,377
Height	1,377
Number of seats	5
Weight (kilogrammes)	
Kerb weight	1160
Maximum total permitted load	1670
Braked trailer	1000
Permitted total tow weight	2670
Capacities (litres)	
Fuel tank	60
Luggage compartment	• rear seats upright 338
volume	• rear seats folded 637
(PSA method)	• rear seats folded and loaded up to the roof 1146
Performances	
Maximum speed in km/h (circuit)	215
Accelerations	• from 0 to 100 Km/h 9,2
(seconds)	• 1000 m standing start 30,5
Tyres (radial)	175/65R14H
Consumption (in litres per 100 Km measured by UTAC)	
• at 90 Km/h stable speed	6,2
• at 120 Km/h stable speed	7,8
• urban cycle	11,9

- Driver's seat with height and lumbar adjustment
- Fuel filler cap opened from inside the vehicle
- Opening side rear windows
- Tinted windows
- Leather covered steering wheel adjustable for height

Options (according to destination)

- Alarm
- High pressure headlamp washers
- Metallic or pearlised paintwork
- Sunroof

Group options (according to destination)

- Airbag + pyrotechnic front seat belts
- Air conditioning + temperature regulation
- LEATHER PACK :
 - Leather seat trim
 - Adjustable and articulate rear head restraints
 - Passenger seats with lumbar adjustment

Cabriolet 306

AUSTRALIAN SPECIFICATIONS



pininfarina

Cabriole 306

AUSTRALIAN SPECIFICATIONS

ENGINE

Configuration	Transverse, 4 cylinder
Capacity	1761 cm ³
Bore/Stroke	83/81 mm
Compression Ratio	9.25:1
Max. Power (DIN)	77 kW @ 6000 rpm
Max. Torque (DIN)	160 Nm @ 3000 rpm
No. of Valves	8
Valve Operation	SOHC
Induction/Ignition System	Electronic multipoint fuel injection & ignition system

TRANSMISSION

5 Speed Manual	✓
4 Speed Automatic	✓

WHEELS & TYRES

Wheels	Alloy 5.5J x 14
Tyres	185/60 R14 Pirelli P4000 steel belted radials

BRAKES

	Dual circuit, power assisted with compensator valve to avoid wheel lock-up.
	ABS
Front	Ventilated Discs
Rear	Drums

STANDARD FEATURES

EXTERIOR

Rear fog light
Front fog lights
Side protection mouldings
Tinted glass
Alloy wheels

SAFETY & SECURITY

Driver's airbag
Passive rear wheel steering
Remote central locking

Front seatbelt pre-tensioners
Front & rear crumple zones
Collapsible steering column
Side impact protection beams
Coded anti-theft stereo radio/cassette with 6 speakers
Roll over bar incorporated in windscreen frame

COMFORT & CONVENIENCE

Air conditioning
Power steering
Electric windows, front & rear
Electrically operated roof

CAPACITIES & WEIGHTS

Fuel Tank	56 Litres
Kerb Mass	1220 Kg Manual 1240 Kg Automatic
Towing Capacity (trailer with brakes)	1000 Kg

FUEL CONSUMPTION

City Cycle (Ltr/100 Km)	9.3 Man	9.9 Auto
Highway Cycle (Ltr/100 Km)	6.1 Man	6.2 Auto

DIMENSIONS

Overall Length	4144 mm
Overall Width	1689 mm
Overall Height	1356 mm
Wheelbase	2540 mm

SUSPENSION

Front	Independent – MacPherson struts, lower wishbones, anti-roll bar.
Rear	Independent – Trailing arms, transverse torsion bars, anti-roll bar, near horizontal shock absorbers.
	Flexible suspension mounts to induce passive rear wheel steering.

STEERING

Turning Circle	10.9 m (between kerbs)
----------------	------------------------

High output CD compatible stereo
Instrument panel light dimmer
Lights on warning buzzer
Ambient air temperature indicator
Tachometer
Heated rear view mirrors
Electrically adjustable rear view mirrors
Carpeted load area
Lockable fuel filler cap
Front courtesy light
Illuminated load area
Twin passenger side glove boxes

Lockable lower glove box
Cloth upholstery
Height adjustable driver's seat
Height adjustable front head restraints
Driver's foot rest
Front door storage bins
Driver & passenger vanity mirrors

OPTIONS

Metallic Paint
Leather upholstery

ANTI-CORROSION TREATMENT

- Zinc-plated and galvanised panels in key areas
- Epoxy primer applied in cathaporetic bath
- Clear varnish applied over metallic finishes
- Final wax/bitumen underbody seal
 - Anti-chipping compound on sills, underbody and wheel arches

PEUGEOT ASSURANCE PLAN

- 6 Year Anti-corrosion Warranty
- 2 Year Unlimited Km Warranty

IMPORTANT NOTICE Peugeot Concessionaires Australia offers this leaflet as a general guide to product specifications. All data in this brochure is believed to be correct as at January 1995. However, as development is an ongoing process, changes may occur from time to time which will not necessarily be reflected herein. Therefore, Peugeot Concessionaires Australia reserves the right to change specifications without notice. Accordingly, this leaflet should not be regarded as an infallible guide to correct specifications, nor does it constitute an offer for sale of any particular vehicle. Dealers are not agents of Peugeot Concessionaires Australia and have absolutely no authority to bind Peugeot Concessionaires Australia by an express or implied undertaking or representation. Peugeot Concessionaires Australia is a division of Incharge Automotive Australia Pty Limited. (A.C.N. 000 149 486)

DEALER STAMP



PEUGEOT

pininfarina

JANUARY 1995

This brochure does not constitute an offer for sale of any particular vehicle. See your local dealer for Australian specifications. Dealers are not agents of Peugeot Concessionaires Australia and have absolutely no authority to bind them by express or implied undertaking or representation. Peugeot Concessionaires Australia is a division of Inchcape Automotive Australia Pty. Limited. ACN 000 149 486



PEUGEOT