

The all-new Sportage



Movement that inspires

Broaden your horizons, for endless inspiration.

The all-new Kia Sportage. Bold and contemporary design. Built with the latest innovation. So you feel more confident when you're on the move. No matter where life takes you.

For those who keep moving. For those who keep seeking. Inspiration is never out of reach.



Confidence to move.

With advanced ADAS safety technologies, expanded visibility and terrain mode. You feel more confident and connected to the world than ever before.



Bold and sleek.
The ultimate urban SUV.

Strong shouldered and muscular.
Bold and innovative grille-headlight combination.
We push the boundaries of a conventional SUV.





Space innovation. Intelligent and immersive.

Everything is designed around the driver. From the immersive curved display to the intelligent, easy-to-use controls. Digital keys, Wi-Fi, wireless charging, and mobile-paired audio. Connectivity is more seamless than ever. So you can have all the right technologies, in all the right places.



Comfort for everyone.

The all-new Sportage offers plenty of headroom and legroom for everyone. Seats are firm and supportive. Rear-seat passengers even have their own heat-level controls.



Expand your viewing experience.

With an open view of the world outside, feel more connected to the world around you. Even when inside your car. Controls are integrated into simple and self-contained displays. So you can focus on exploring your surroundings, uninterrupted.



Blind-Spot View Monitor (BVM)

When you indicate a lane change, BVM displays a rear side view of the lane you plan to enter. The image appears in the cluster to help you maneuver safely.



Panoramic curved display

A curved, unified HD display combines driving functions and the center infotainment and navigation screens in one manageable frame. Simple graphics and touch commands give the driver top priority.

Convenience is in the details.

Versatile seats that can be adapted to your changing needs. Whether that means cooling off, having a place to hang your coat, or making extra space for things you suddenly realize you need to bring along.

The all-new Sportage caters to all your detailed needs.



Ventilated and heated front seats

Enjoy a more comfortable ride no matter what the weather is like outside. Control the front-seat ventilation fans and heat levels from the climate panel.



Remote 2nd-row seatback folding

Pull the release lever on the cargo-space wall to fold the 60/40 split rear seatback down. It saves you the inconvenience of leaning or climbing in when handling long or bulky items.



Headrest hanger / USB ports on seatbacks

The backs of the front headrests include built-in, shape-preserving coat hangers. Rear seat passengers will find convenient USB-C charging ports in the seatbacks ahead of them.

Simple and intuitive design for climate and audio controls.
Convenient space to stow your phone and other devices.



Wireless charging tray

The charging pad in the dash, in front of the center console, lets you quickly charge compatible portable phones, wirelessly.



Infotainment/climate switchable controller

Infotainment and climate functions share the same LCD softkey keyboard. Press the fan icon button to transform the controls on the right to climate. Press the arrow icon button to switch them to infotainment.



Android Auto / Apple Carplay

The infotainment and audio systems offer integration with mobile devices via Android Auto or Apple Carplay.



Electronic Parking Brake (EPB)

Press the console EPB button when parking. EPB disengages in Drive or Reverse when you press the accelerator.



Variable cupholders & Multiple tray

The center console cupholders disassemble when not in use, so tablets and other flat items can fit in the same space.



Agile, responsive performance.

Driving surfaces change unexpectedly when you're on the move. The Sportage responds to these changes quickly. Using the latest sensing and stability technology. Terrain mode and Drive Mode Select help keep performance balanced and smooth, even when the road isn't.



Terrain mode

Select Terrain mode, and AI will interpret vehicle signals to react appropriately to surfaces like snow, mud, sand, or asphalt. Status appears in the cluster.



Shift By Wire (SBW) / Drive Mode Select (DMS)

Shift By Wire offers precise, immediate shifting, while the Drive Mode Select dial, beside the driver's seat, offers quick, logical changes.



Each engine is built to be both efficient and durable. Paired with a transmission calibrated for smooth interaction. To enhance your driving experience.

Smartstream G2.0

Max. power 156 ps
Max. torque 19.6 kg·m

Smartstream D2.0

Max. power 186 ps
Max. torque 42.5 kg·m

Smartstream G1.6 T-GDi

Max. power 180 ps
Max. torque 27.0 kg·m

Choose your interior

Each selection sets a different mood. Choose an interior colour, materials, and finish that fit your preference.



Black Interior



Artificial leather



Cloth

Choose your exterior

Exterior Body Colours



Snow White Pearl (SWP)



Clear White (UD)



Gravity Gray (KDG)



Steel Gray (KLG)



Fusion Black (FSB)



Dawning Red (DWR)



Vesta Blue (BB2)



Shadow Matt Gray (MGG)



Jungle Wood Green (JUG)
(for X-line only)

Wheels



18" Alloy wheel (LX)



18" Alloy wheel (EX)






19" Alloy wheel (X-line)

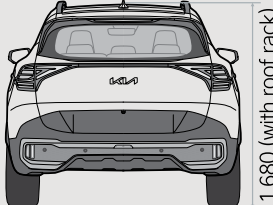


Dimensions (mm)

Head room (1st/2nd row)	1,006 / 1,000
Leg room (1st/2nd row)	1,052 / 1,050
Shoulder room (1st/2nd row)	1,461 / 1,412
Hip room (1st/2nd row)	1,392 / 1,357
Minimum ground clearance	181
Fuel tank (litres)	54

EX



X-line



Choose your own distinctive style.



Full LED headlamps



LED headlamps with Bulb T/SIG



Hidden rear wiper



Surround View Monitor (SVM)



Supervision cluster (4.2-inch color TFT LCD)



Dual-Zone Full Auto Temperature Control



LED rear lamps



Bulb rear lamps with LED tail lamps



Metal pedals



Integrated Memory System (IMS)



Auto gear shift



Harman Kardon® 8-speaker sound system



LED fog lamps



LED repeater integrated outside mirrors



Metal door scuff

When you move,
inspiration is never out of reach.

The all-new Sportage.



Movement that inspires

At Kia, we believe movement inspires ideas. Great ideas come to you when you're on the move. Whether you're walking, traveling on a train or driving. It's why we create the spaces and the time you need to bring ideas to life.

※ All information, illustrations and specifications are accurate at the time of printing and are subject to change without notice. The models and specifications shown in this brochure may vary from those available in your market. Contact your local Kia dealer for current information and full warranty details including terms and conditions.

GRAND MOTORS SDN BHD

Main branch:

Lot 33, Tapak Perindustrian, Beribi II, Km 7, Jalan Gadong, Bandar Seri Begawan BE 1118, Brunei Darussalam
Tel : 261 3888 ext 231
Fax : 245 3103

KB branch:

Unit D27 & D28, Ground Floor, Mastercon Building, Jalan Sungai Pandan, Lot 7536, Kampung Pandan, Kuala Belait KA 1931
Tel : 333 4244 / 333 4250
Fax : 333 4250

www.kia.com



Movement that inspires

		Kia all-new Sportage			
		L	EX	X-LINE	GLS (EURO4)
ENGINE					
Type	SmartStream G2.0			SmartStream 1.6 T-GDi	
Valve System	D-CVVT (16V Hydraulic Lash Adjuster)			Intake and Exhaust CVVT 16 Valve Swing Arms with Hydraulic Lash Adjuster	
Fuel Injection System	MPI (Multi Point Injection)			Direct Injection (GDI)	
Displacement (cc)	1,999			1,598	
Bore x Stroke (mm)	81 x 97			75.6 x 89	
Compression Ratio	10.8			10.5	
Maximum Horsepower	ps/rpm	159 / 6,200			180 / 5,500
Maximum Torque	Kg.m/rpm	19.5 / 1,500 ~ 4,500			27.0 / 1,500 ~ 4,500
Fuel Tank Capacity	54L			54L	
TRANSMISSION					
Type	6-speed Automatic			7DCT	
DriveType	2WD			4WD	
STEERING					
Type : Motor Driven Power Steering	●	●	●	●	
Manual Tilt & Telescopic	●	●	●	●	
BRAKING SYSTEM					
Brake Type	Front	Ventilated Discs			
	Rear	Solid Discs			
SUSPENSION					
Suspension Type	Front	McPherson Strut Type			
	Rear	Multi-link Type			
TYRES AND WHEELS					
Tyre Size	235/60R18	235/60R18	235/55R19	235/55R19	
Wheel Size	7.5J x 18"	7.5J x 18"	7.5J x 19"	7.5J x 19"	
Spare Wheel & Tyre	Temporary (Steel)	Temporary (Steel)	Temporary (Steel)	Temporary (Steel)	
EXTERIOR					
Head Lamps	LED	LED	DUAL LED	LED	
Auto Light Control	●	●	●	●	
Rear Combination Lamps	LED + Bulb	LED	LED	LED	
Fog Lamp	-	LED	LED	LED	
Position Lamps	LED	LED	LED	LED	
Daytime Running Light (DRL)	LED	LED	LED	LED	
Outside Mirror	Electric Adjustable	●	●	●	
	Folding (Electric)	-	●	●	
	Side Repeater Lamp	-	●	●	
Roof Rack	●	●	●	●	
Rear Spoiler with HMSL	●	●	●	●	
High Mounted Stop Lamp (HMSL)	LED	LED	LED	LED	
INTERIOR					
Integraed Display (12.3" Full LCD Cluster)	●	●	●	●	
Front Power Seat - Driver & Passenger	-	-	●	-	
Memory Seat - Driver	-	-	●	-	
Ventilated Seat - Front	-	-	●	-	
Seat Remote Folding (2nd Row)	-	●	●	●	
Lumbar Support - Driver	-	-	●	-	
Upholstery	Cloth	Cloth	Artificial Leather	Cloth	
Steering Wheel & TGS Knob	Leather	Leather	Leather	Leather	
Steering Wheel Function	-	-	Heated	-	
Air Conditioning	Front	Auto	Auto	Auto	
	Rear	●	●	●	

	Kia all-new Sportage			
	L	EX	X-LINE	GLS (EURO4)
Door Scuff	Standard	Standard	Deluxe	Deluxe
Pedals	-	-	Metal	-
Luggage Screen	●	●	●	●
Mood Lamp	-	-	-	●
MULTIMEDIA				
Infotainment System - 12.3" AVNT	●	●	●	●
Speaker Brand - Harman/Kardon	-	●	●	●
Tweeter + External Amp + Center (Front)	-	●	●	●
Audio Remote Control	●	●	●	●
Bluetooth w/ Voice Recognition	●	●	●	●
Connectivity (USB 1 PORT)	●	●	●	●
USB Charger - Front Tray (1 PORT)	●	●	●	●
USB Charger - Seat (2 PORT - 2EA)	-	-	●	-
CONVENIENCE				
Key Type	Keyless Entry	Smartkey with Button Start	Smartkey with Button Start	Smartkey with Button Start
Electronic-dial SBW	-	-	-	●
Drive Mode Select	●	●	●	●
Paddle Shifter	●	●	●	●
Cruise Control	●	●	●	●
Panorama Sunroof	-	-	-	-
Power Tailgate	-	●	●	●
Wireless Phone Charger	-	-	●	-
Rain Sensor	●	●	●	●
Rear Seat Alert (w/o Sensor)	●	●	●	●
Tyre Pressure Monitoring System (TPMS) - High Line	●	●	●	●
Electronic Chromic Mirror (ECM)	-	●	●	●
Mud Guard	●	●	●	●
SAFETY				
Driver's & Passenger's Airbags	●	●	●	●
Front Thorax + Curtain Airbags	-	-	●	-
Child Anchor	●	●	●	●
Anti-lock Brake System (ABS)	●	●	●	●
Electronic Stability Control (ESC)	●	●	●	●
Down-Hill Brake Control (DBC)	●	●	●	●
Hill-start Assist Control (HAC)	●	●	●	●
Blind-Spot View Monitor (BVM)	-	-	●	-
Blind-Spot Collision Warning (BCW)	-	-	●	-
Blind-Spot Collision-Avoidance Assist (BCA)	-	-	-	-
Lane Keeping Assist (LKA)	-	-	-	-
Forward Collision-Avoidance Assist-Junction (FCA-JX)	-	-	-	-
Smart Cruise Control (SCC)	-	-	-	-
Manual Speed Limit Assist (MSLA)	●	●	●	●
Electronic Parking Brake (EPB)	●	●	●	●
Parking Distance Warning	Rear	Front & Rear	Front & Rear	Front & Rear
Parking Assist	Rear View Monitor	Rear View Monitor	Surround View Monitor	Rear View Monitor
Immobilizer	-	●	●	●

- : Not Available

● : Standard