

HIACE

COMMUTER & VAN



TOYOTA

ALWAYS BETTER.



A WORLD
OF COMFORT
IN EVERYRIDE

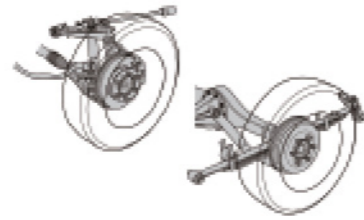


عين. بي. تي. (بروني) سنديرين برجد
(BRUNEI) SDN BHD
www.nbt-brunei.com



INTELLIGENT DESIGN FOR EASY DRIVING

Assures improved control and driving ease at all times. Indicators and switches are positioned for maximum visibility and intuitive operation, and the panel-mounted shift lever allows pass-through access from either side of the cabin.



SUSPENSION

A front double-wishbone torsion bar spring suspension and a rear leaf spring suspension provide optimized straight line stability, ride comfort and versatile load-carrying capacity.

Standard & Long body



5.0m

Wide & Super Long body



6.2m

MINIMUM TURNING RADIUS

High maneuverability is assured by a minimum turning radius of 5.0m.



2KD-FTV ENGINE

A 2.5-litre direct-injection turbo diesel that offers power to spare, plus fuel economy. An environmentally-friendly design assures compliance with stringent emission standards.

**TOUGHER PERFORMANCE
AND MORE POWERFUL
THAN EVER**



Cup Holders

Strategically positioned for convenience.



Center Console Compartment

A storage for personal items.



Climate Controls

Dial-type climate controls are easy to operate, with buttons for the optional rear defogger and air conditioning positioned in the centre.



Tilt Steering Wheel

Adjustable to suit driver height and physique.

EVERY TRIP
MORE COMFORTABLE
AND ENJOYABLE



LEGENDARY DURABILITY AND
UNRIVALLED RELIABILITY

HIACE
COMMUTER AND VAN



**15 SEATER
COMMUTER**



STANDARD & LONG BODY



**16 SEATER
COMMUTER**



WIDE & SUPER LONG BODY



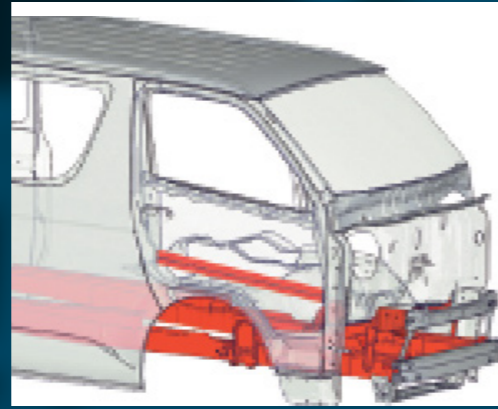
PANEL VAN





HIGH MOUNT STOP LAMP

A high-mount stop lamp helps alert drivers to the rear when slowing or stopping.



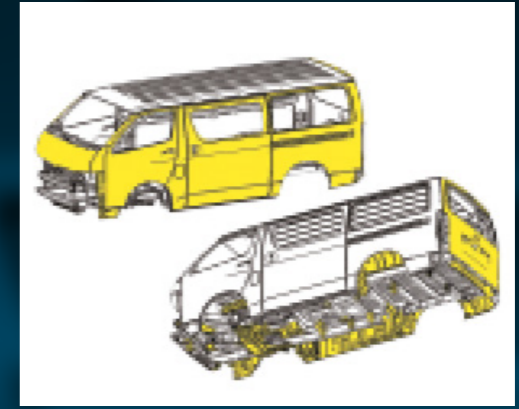
CRUMPLE ZONE CONSTRUCTION

An ample crumple zone, upper and lower members at the front of the frame and side impact beams in the front doors contribute to class-leading safety.



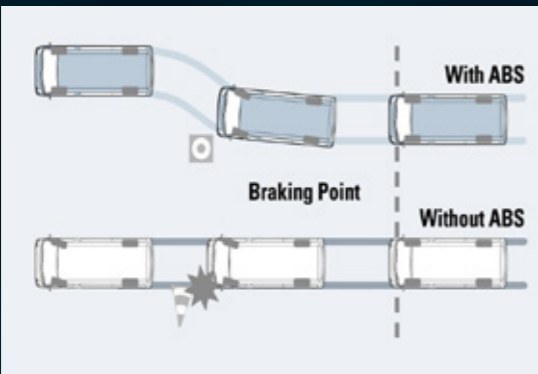
BODY RIGIDITY

Computer Analysis of the body and chassis ensure durability with minimal transmission of vibration to the cabin. The result is excellent running stability and comfort for the vehicle.



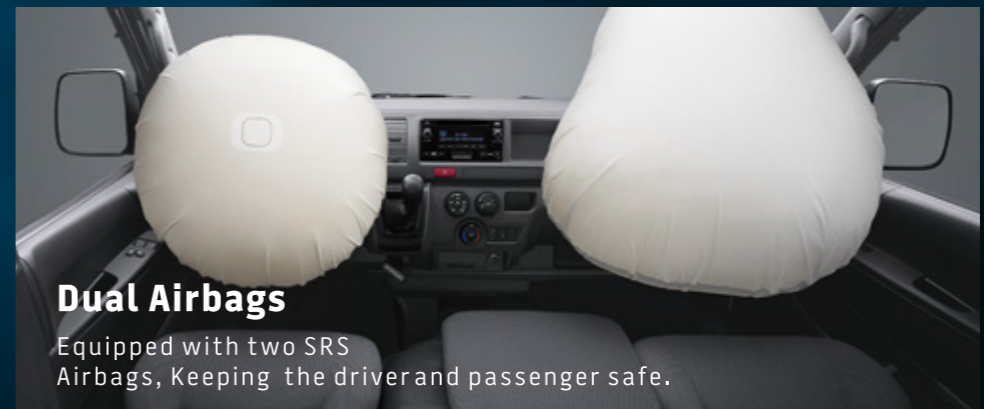
CORROSION RESISTANCE

Corrosion resistant materials are used in key areas throughout the vehicle to provide long-lasting protection against rust.



ABS Protection

ABS (Anti-lock Brake System) assists in maintaining vehicle stability and steering response by helping to prevent wheel lock-up during emergency braking.



Dual Airbags

Equipped with two SRS Airbags, Keeping the driver and passenger safe.

EFFICIENCY AT ITS BEST

A redesigned cargo area makes the HIACE has the largest cargo capacity in its class.

A flush-to-floor rear bumper and wide sliding side door facilitate manual loading and unloading.



S P E C I F I C A T I O N S

HIACE PANEL VAN STANDARD ROOF 2.5L (M)

HIACE COMMUTER STANDARD ROOF 2.5L (M)

HIACE COMMUTER HIGH ROOF 2.5L (M)

DIMENSIONS AND WEIGHT

Overall Length / Width / Height	mm	4,695 / 1,695 / 1,980	5,380 / 1,880 / 2,285
Wheelbase	mm	2,570	3,110
Tread Front / Rear	mm	1,470 / 1,465	1,655 / 1,650
Min. Turning Radius	m	5	6.2
Curb Weight	kg	1,695-1,830	1,770-1,900
Gross Weight	kg	2,800	2,800-3,050
Seats		3	15

ENGINE AND TRANSMISSION

Engine Type	2.5L TURBO DIESEL, 4-CYLINDER, IN-LINE, 16-VALVE DOHC		
Capacity	cc	2,494	
Bore x Stroke	mm	92.0 x 93.8	
Max. Output	hp / rpm	101/3,600	
Max. Torque	Nm / rpm	260/1,600-2,400	
Transmission		5-Speed Manual	
Fuel Tank Capacity	L	70	

CHASSIS

Suspension	Front/Rear	Double Wishbone / Leaf Spring
Brake	Front/Rear	Disc / Drum
Tyres		195/R15C

S P E C I F I C A T I O N S

SAFETY

SRS Airbags

Anti-lock Brake System (ABS)

High Mount Stop Lamp

Crumple Zone Construction

2-SRS Airbags (Driver + Passenger)

✓

✓

✓

DISTINCT COLOURS






WHITE
(058)



5 Years warranty
*Terms & Conditions apply

Addition of extra features may change figures in this chart. NBT (Brunei) SDN BHD reserves the right to alter any details of specifications and equipment without notice.
Note: Vehicles displayed and specifications detailed in this catalogue may vary from models and equipment available in your area.
Actual interior features and colours may differ from pictures shown. Vehicle body colour might differ slightly from the printed photos in this catalogue.

 Toyota Brunei  ToyotaBrunei  www.toyota.com.bn



NBT عین. بی. تی. (برونی) سندیرین برحد
(BRUNEI) SDN BHD
www.nbt-brunei.com

Gadong Head Office | Km 4, Jalan Gadong, Bandar Seri Begawan BE4119 | Tel: 243 3777 | Fax: 245 3018
Kuala Belait | Lot 5754 & 5755, Kompleks Perindustrian, Jalan Setia Diraja, Kuala Belait KA 1931 | Tel: 333 7288, 333 7388, 333 3046 | Fax: 334 1840
Bunut | Simpang 664, Km 8, Jalan Tutong BF1320, Brunei Darussalam | Tel: 265 2459, 265 2460, 265 3306 | Fax: 265 2463
Customer Relations Department | Tel: 242 7488 | Email: nbt.customercare@inchcape.com.bn