

TOYOTA

ALWAYS BETTER.



HILUX

WORK HARD PLAY HARD



نبت. بي. تي. (بروني) سنديرين برحد
(BRUNEI) SDN BHD
www.nbt-brunei.com



RUGGED
EXTERIOR

RUGGED EXTERIOR

TOUGHNESS AND REFINEMENT IN EVERY ANGLE



VERSATILE REAR DECK

Storage space that
complements your
lifestyle



UNRELENTING PERFORMANCE



UNRELENTING PERFORMANCE

2.8L TURBO
DIESEL ENGINE



6 SPEED AUTOMATIC
TRANSMISSION


6 SPEED MANUAL
TRANSMISSION

POWER THAT LETS YOU GO FURTHER, FASTER AND STRONGER



REFINED INTERIOR

COMFORTABLE AND PLUSH CABIN WITH INNOVATIVE TECHNOLOGIES




TOYOTA 7" TOUCH SCREEN INFOTAINMENT



COOLING COMFORT

*for Auto only



4.2" FULL COLOR MULTI-INFORMATION DISPLAY



FLEXIBLE SPACE



SMART START AND ENTRY

*for Auto only



E A S Y 4 X 4
S W I T C H



7 SRS AIRBAGS

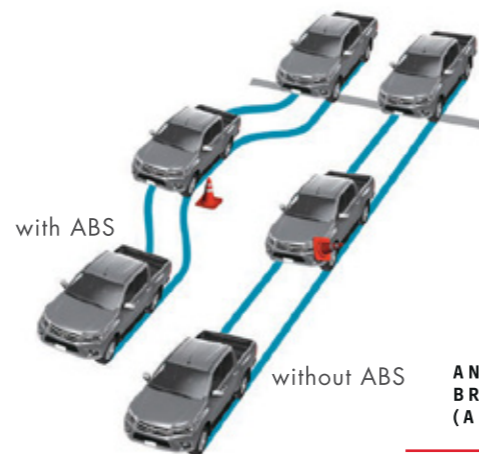
UNCOMPROMISED

New and improved features for your protection **SAFETY**



PEDESTRIAN PROTECTION

The front bumper absorbs the energy from impact in the event of a collision with a pedestrian to prevent serious injury.

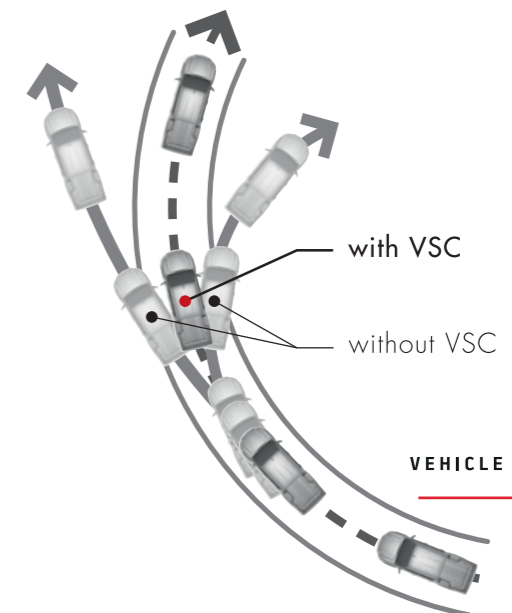


ANTI-LOCK BRAKING SYSTEM (ABS)



HILL-START ASSIST CONTROL (HAC)

The system helps the driver maintain control on steep inclines and prevents wheels from locking.



VEHICLE STABILITY CONTROL

S P E C I F I C A T I O N

DIMENSIONS AND WEIGHT		HILUX (M)	HILUX (A)
Overall Length / Width / Height	mm	5325 / 1855 / 1815	
Wheelbase	mm	3085	
Min. Turning Radius	Tire (m)	6.3	
Tread Front / Rear	mm	1540 / 1550	
Overhang	Rear (mm)	1255	
Min. Running Ground Clearance	mm	310	
Angle of Approach		29	
Angle of Departure		27	
Seating Capacity (persons)		5	
Gross Vehicle Weight	kg	2910	
Curb Weight	kg	2010 - 2080	2055 - 2130
Fuel Tank Capacity	Total (L)	80	

ENGINE			
Engine		2.8 Litre Diesel, 4-Cylinder IN LINE, 16-Valve DOHC Turbo	
Bore x Stroke	mm	92 x 103.6	
Fuel System		FUEL INJECTION	
Fuel Type		DIESEL	
Max. Output	kw (hp)/RPM	150(201)/3400	
Max. Torque	N·m/RPM	420/1400-3400	500/1600-2800

S P E C I F I C A T I O N

CHASSIS

Transmission	Type	MANUAL		AUTOMATIC
Brake Type	Front / Rear			Ventilated Disc Brake / Drum Brake
Parking Brake	Type of Control			Level Type
Suspension Type	Front / Rear			Double Wishbone / Leaf Spring Rigid Axle
Steering Gear Type				Rack & Pinion
Power Steering Type				Hydraulic
Sizes	Wheels			18x7.5J
	Tires			265/60R18

SAFETY

Airbag System	D + P + Side + D-Knee + CSA (7 SRS Airbags)
Anti-lock Brake System (ABS)	√
Emergency Brake Signal	√
Vehicle Stability Control (VSC)	√
Hill-start Assist Control (HAC)	√
Trailer-Sway Control (TSC)	√
ISO-Fix Child Restraint System	√
3-Point Seat Belt	√

S P E C I F I C A T I O N

DISTINCT COLOURS



WHITE PEARL
(070)



SILVER METALLIC
(1D6)



GREY METALLIC
(1G3)






ATTITUDE BLACK MICA
(218)

• Addition of extra features may change figures in this chart. • NBT (Brunei) SDN BHD reserves the right to alter any details of specifications and equipment without notice.
• Details of specifications and equipment are also subject to change to suit local conditions and requirements. • Vehicle and specifications in this catalogue may vary from models available locally. • Vehicle body and accessory colors might differ from the printed photos in this catalogue. • All images used are for illustrative purposes.



3 Years Warranty
*Terms & Conditions apply

 Toyota Brunei
 ToyotaBrunei
 www.toyota.com.bn



NBT عین. بی. تی. (برونی) سندیرین برحد
(BRUNEI) SDN BHD
www.nbt-brunei.com

Gadong Head Office | Km 4, Jalan Gadong, Bandar Seri Begawan BE4119 | Tel: 243 3777 | Fax: 245 3018
Kuala Belait | Lot 5754 & 5755, Kompleks Perindustrian, Jalan Setia Diraja, Kuala Belait KA 1931 | Tel: 333 7288, 333 7388, 333 3046 | Fax: 334 1840
Bunut | Simpang 664, Km 8, Jalan Tutong BF1320, Brunei Darussalam | Tel: 265 2459, 265 2460, 265 3306 | Fax: 265 2463
Customer Relations Department | Tel: 242 7488 | Email: nbt.customercare@inchcape.com.bn