



The Ultimate
Driving Experience.®

ROI HAS NEVER HAD MORE R.

THE BMW M5 SEDAN, M6 COUPÉ, M6 CABRIOLET AND M6 GRAN COUPÉ.

RACING IS IN THE BLOODLINE.

In 1972, a passionate group of BMW engineers applied all their know-how and creativity to create the car that sparked the beginning of an iconic brand. The car was none other than the winning BMW 3.0 CSL. The brand? BMW Motorsport GmbH, an independent subsidiary of BMW AG. BMW M is dedicated to applying race-winning performance – not only to BMW racecars, but also BMW road cars. When you own a BMW M, you drive a car with the heart and passion of BMW's racers in its DNA. It's boldly evident, loud and clear, in every M ever made.



3.0 CSL

Setting a benchmark.



E24 M6

Off to a fast start.



E39 M5

The M5 gets a powerful V8.



THE M1

The first production car by M.



E28 M5

Sedans would never be the same.



E63/E64 M6

M goes high tech.



E12 M535i

M shows its stripes.



E34 M5

The love affair continues.



E60 M5

The world's first V10/
SMG-powered sedan.



1972
3.0 CSL

In 1972, a merry band of BMW engineers spirited a production model E9 3.0 CS into a corner of the BMW engineering shops and set to work transforming it into a winning racecar – the famous BMW 3.0 CSL. This marked the birth of BMW Motorsport – BMW M.



**1978-1981
M1**

It's only fitting that the first production car made by M was produced primarily so it could race. During its run between 1978 and 1981, 453 M1s were produced, hand-built in BMW M shops. Twenty of these were constructed to be raced in the BMW M1 Procar Championship series.



1980 - 1984
E12 M535i

Produced between 1980 and 1984, this is only E12 5 Series developed by BMW Motorsport. The chassis was tuned by M engineers and sported the high-torque 3.5-litre M30 engine.



1984-1988
E24 M6

The first of the M6 models was produced between 1984 and 1988 with a engine that was derived the M88 24-valve inline 6, which was developed in road and racing form for the BMW M1.



1984 - 1987
E28 M5

From the moment the covers were pulled away at the 1984 Amsterdam Auto Show until the last car was built in 1987, the E28 M5 set the benchmark for the performance sedan.



1988-1995
E34 M5

Produced between 1988 and 1995, this was one of the most popular M cars produced. A powerful engine with more than 300 hp and Adaptive M Suspension were just a few of the reasons why so many BMW M fans fell in love with it.



**1998-2003
E39 M5**

During its production run between 1998 and 2003, experts and enthusiasts alike hailed this M as “the perfect sports sedan.” It further defined what makes an M an M – racecar performance combined with extraordinary road-going style and comfort.



**2005-2010
E63/E64 M6**

This M model offered a host of innovative technologies – Head-up Display, Lane Departure Warning, Bluetooth® connectivity, Adaptive Headlights, BMW On-Board Navigation System, Carbon Fibre roof and more – all while providing the racetrack-developed driving characteristics M owners know and love.





**2004-2009
E60 M5**

Somebody had to be first to put a powerful V10 into a sedan, so why not M? That very special engine was one reason for this model's long run between 2004 and 2009. The race-tuned chassis and fast shifting Sequential Manual Gearbox are among the many others.



THE RACETRACK WAS ITS NURSERY.

THE BMW M5 SEDAN.

What happens when M race engineers transform a standard BMW 5 Series Sedan? It becomes a BMW 5 Series Sedan – with racetrack capabilities. The M5 delivers competition-level power with its 4.4-litre, 32-valve M TwinPower Turbo V8 pumping out 560 hp and 500 lb-ft of torque. Flowing through a fast-shifting 7-speed M Double Clutch Transmission, power is deftly applied to the rear wheels via the Active M Differential, optimizing traction, handling and agility. Sit down. Buckle up. And prepare to feel what a racer feels.





CONSIDER THE ENVELOPE PUSHED.

THE BMW M6 COUPÉ.

When a BMW dons the M badge, it's a transformation. The already outstanding power and agility of a BMW is pushed to the limits of physics. With the M6 Coupé, this is boldly evident every second you're at the wheel. 560 hp forces you back into the seat as you fire off split-second shifts with the 7-Speed M Double Clutch Transmission. An M-tuned suspension provides the excitement of having the precision and confidence of a racecar at your command. All while surrounding you with innovative driving technologies, connectivity features, premium materials and craftsmanship that make a BMW a BMW.





SKYLINE MEETS RACING LINE.

THE BMW M6 CABRIOLET.

Here's an M6 with everything in common with its siblings. The same 560hp V8 race-tuned M power. The same Adaptive M Suspension and M Carbon Ceramic Brakes. The same 7-speed M Double Clutch Transmission. With one exception – when you wish, no roof. The BMW M6 Cabriolet loves the sky. At the touch of a button, it will eagerly share it with you. The elegant softtop disappears in just 19 seconds. Leather seating surfaces with cool Sun-Reflective Technology and an Air Collar System with neck-level vents provide top-down comfort. The softtop is fully insulated against harsh weather. The better to enjoy M6 driving pleasure – complete with the sun, moon and stars above.





PRACTICALITY WITH PASSION, ENGINEERED BY M.

THE BMW M6 GRAN COUPÉ.

When the BMW 6 Series Gran Coupé was first rolled before the M racing engineers, they couldn't suppress their smiles. They relished the chance to give this high-performance, high-practicality sports touring sedan racetrack capabilities. The 4.4-litre M TwinPower V8 provides its extraordinary 560 hp, performing in harmony with the advanced powertrain and suspension from the M lineup of performance enhancements. Inside, you and your guests are well accommodated with five sumptuous leather seats, BMW ConnectedDrive™ and the painstakingly detailed craftsmanship you'd expect from a BMW.



THE GLOVES ARE OFF.

BMW M has designed and built an engine that is world renowned for power and durability – on and off the racetrack. The BMW M TwinPower V8 features responsive twin turbochargers, Valvetronic variable valve lift, High Precision Injection and lightweight aluminum construction. BMW EfficientDynamics technology manifests itself through Brake Energy Regeneration, which only charges the battery when decelerating, ensuring full power is available during acceleration.



560 hp




500 lb-ft



4.2 sec¹

¹ BMW AG test results for M6 Coupé equipped with M DCT transmission.

² Dependent on conditions and usage, features specific to the materials used can lead to operational noises particularly in wet conditions just before the vehicle comes to a halt. The impact of moisture and road salt can cause the braking action to be equivalent to a conventional brake system. This can for a short time be experienced as a reduction in braking action and can be balanced out by greater pressure on the pedal where necessary.



M Performance Exhaust provides the perfect complement to the aggressive nature of the M5 and M6.



M Carbon Ceramic Brakes made from innovative Carbon Fibre compound materials make braking even more direct and improve response to heat build-up²

QUICKEN THE PACE WITH THE COMPETITION PACKAGE.

For the all-out racing experience, the Competition Package delivers. The BMW M TwinPower V8 engine bulks up with 40 extra horsepower to produce 600 hp.¹ The Sport Exhaust System takes on a more full-throated sound. The suspension is lowered for even flatter cornering and steering is retuned to evoke the precise, responsive feel that race drivers often demand. 20" M Double Spoke light alloy wheels round out the racing character of a BMW M that's ready to dominate – on and off the track.

¹ M6 models only. M5 with Competition Package increases to 575 hp.



SPORT EXHAUST SYSTEM



INCREASED HORSEPOWER



ENHANCED SUSPENSION



SPORT EXHAUST SYSTEM

Featuring black chrome quad exhaust finishers and a full throaty roar, the Sport Exhaust System is sure to turn heads anywhere you go.



INCREASED HORSEPOWER

BMW M engineers have refined the M TwinPower Turbo V8 engine to increase horsepower to 575 in the M5 and 600 in the M6. Prepare for a thrilling experience each time you accelerate.




ENHANCED SUSPENSION

With a more direct steering ratio for increased feel, lowered suspension by 10mm, enhanced M Dynamic Mode, and unique 20" M Double Spoke light alloy wheels, you'll master each turn like never before.


EXERCISE YOUR POWER OVER POWER.

M not only gives you exceptional power, you maintain control over that power through innovative technologies. Launch Control sets the ideal engine launching speed when pushing the accelerator pedal. Dynamic Damper Control analyzes real-time road data to match the shock absorbers to road and driving conditions. Dynamic Stability Control provides confidence when cornering in all conditions. M Servotronic optimizes steering input by dynamically adjusting steering assistance to suit current speed and delivers a direct and precise steering response even at high speeds.






300 Alpine White
(Non-metallic)




X08 Champagne Quartz
Metallic




ZT0 Imola Red II
BMW Individual



ZSO Frozen Black
BMW Individual




ZSR Frozen Silver
BMW Individual



ZA6 Phoenix Yellow
BMW Individual




475 Black Sapphire
Metallic



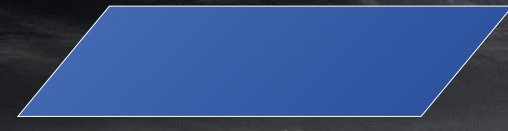
S34 Azurite Black Metallic




ZT7 Santorini Blue II
BMW Individual



ZSW Frozen Brilliant White
BMW Individual




ZTU Frozen Blue
BMW Individual



ZFL Dakar Yellow II
BMW Individual




A29 Silverstone Metallic




B05 Monte Carlo Blue
Metallic




ZIO Fire Orange
BMW Individual




ZVA Valencia Orange
BMW Individual



ZSQ Frozen Red
BMW Individual




A52 Space Grey Metallic




B50 Sakhir Orange
Metallic




X02 Citrin Black Metallic
BMW Individual



X04 Moonstone Metallic
BMW Individual




ZVO Grey Black Metallic
BMW Individual




A89 Imperial Blue Metallic




B41 Singapore Grey
Metallic BMW Individual



Z39 Frozen Grey
BMW Individual




ZVL Sparkling Graphite
Metallic BMW Individual




Z4H Leguna Seca Blue
BMW Individual




M5 EXTERIOR COLOURS




300 Alpine White
(Non-metallic)




B41 Singapore Grey
Metallic



B50 Sakhir Orange
Metallic




ZSO Frozen Black
BMW Individual




ZSV Frozen Cashmere Silver
Metallic BMW Individual




475 Black Sapphire
Metallic




ZSR Frozen Silver
BMW Individual




X16 Frozen Brilliant White
Metallic BMW Individual



ZSD Frozen Blue Metallic
BMW Individual



ZTE Azurite Black Metallic




A29 Silverstone Metallic




ZA6 Phoenix Yellow
BMW Individual



ZVA Valencia Orange
BMW Individual



ZSQ Frozen Red
BMW Individual



ZRO Austin Yellow Metallic
BMW Individual




A52 Space Grey Metallic




ZT7 Santorini Blue II
BMW Individual




X04 Moonstone Metallic
BMW Individual



ZVO Grey Black Metallic
BMW Individual



Z78 Pure Metal Silver
BMW Individual



X02 Citrin Black Metallic



ZIO Fire Orange
BMW Individual




ZSS Frozen Grey
BMW Individual



ZVL Sparkling Graphite
Metallic BMW Individual



Z1M Leguna Seca Blue
BMW Individual




B51 San Marino Blue
Metallic




ZT0 Imola Red II
BMW Individual



X03 Ruby Black Metallic
BMW Individual



X10 Tanzanite Blue
Metallic BMW Individual



X11 Frozen Bronze
Metallic BMW Individual



M6 EXTERIOR COLOURS

M5 SEDAN

TECHNICAL DATA

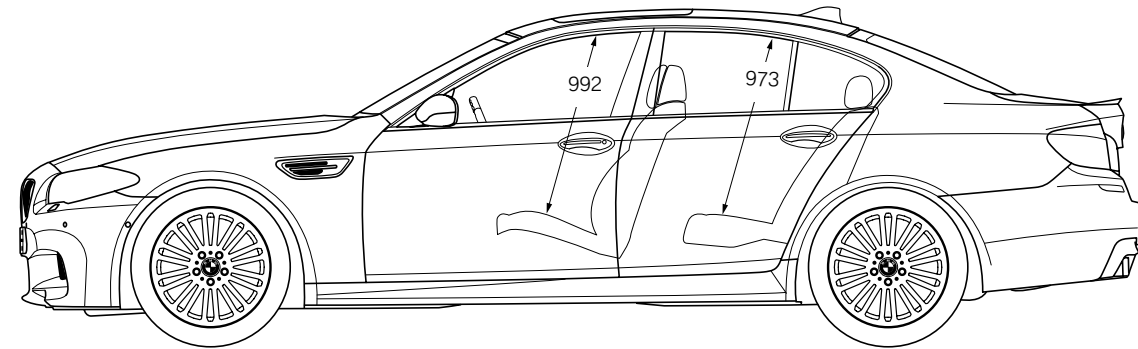
Performance	
Engine – M TwinPower Turbo	V8
Displacement (cm ³)	4,395
Output (hp @ rpm)	560 @ 6,000–7,000
Torque (lb-ft @ rpm)	500 @ 1,500–5,750
0–100 km/h (sec)	4.3
Fuel Consumption	
City (L/100 km)	17.3 [16.1]
Highway (L/100 km)	11.5 [10.8]
Combined (L/100 km)	14.7 [13.7]

PACKAGES

[Click for listing](#)

M5 Sedan

DIMENSIONS



M6 COUPÉ

TECHNICAL DATA

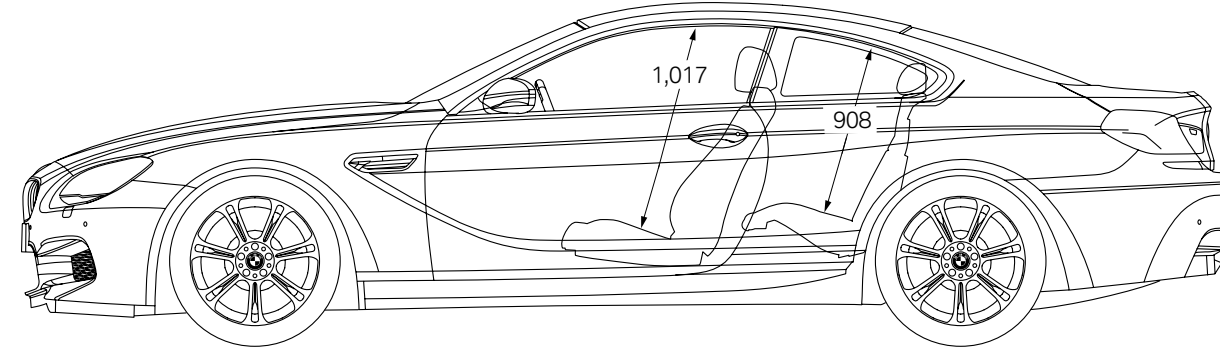
Performance	
Engine – M TwinPower Turbo	V8
Displacement (cm ³)	4,395
Output (hp @ rpm)	560 @ 6,000–7,000
Torque (lb-ft @ rpm)	502 @ 1,500–5,750
0–100 km/h (sec)	4.2 [4.4]
Fuel Consumption	
City (L/100 km)	17.2 [16.2]
Highway (L/100 km)	11.6 [10.9]
Combined (L/100 km)	14.7 [13.8]

PACKAGES

[Click for listing](#)

M6 Coupé

DIMENSIONS



M6 CABRIOLET

TECHNICAL DATA

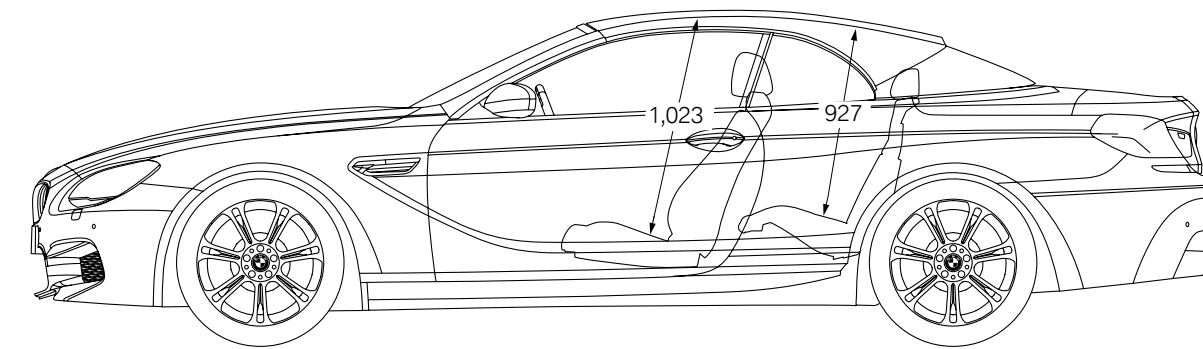
Performance	
Engine – M TwinPower Turbo	V8
Displacement (cm ³)	4,395
Output (hp @ rpm)	560 @ 6,000–7,000
Torque (lb-ft @ rpm)	502 @ 1,500–5,750
0–100 km/h (sec)	4.2 [4.4]
Fuel Consumption	
City (L/100 km)	17.2 [16.2]
Highway (L/100 km)	11.6 [10.9]
Combined (L/100 km)	14.7 [13.8]

PACKAGES

[Click for listing](#)

M6 Cabriolet

DIMENSIONS



M6 GRAN COUPÉ

TECHNICAL DATA

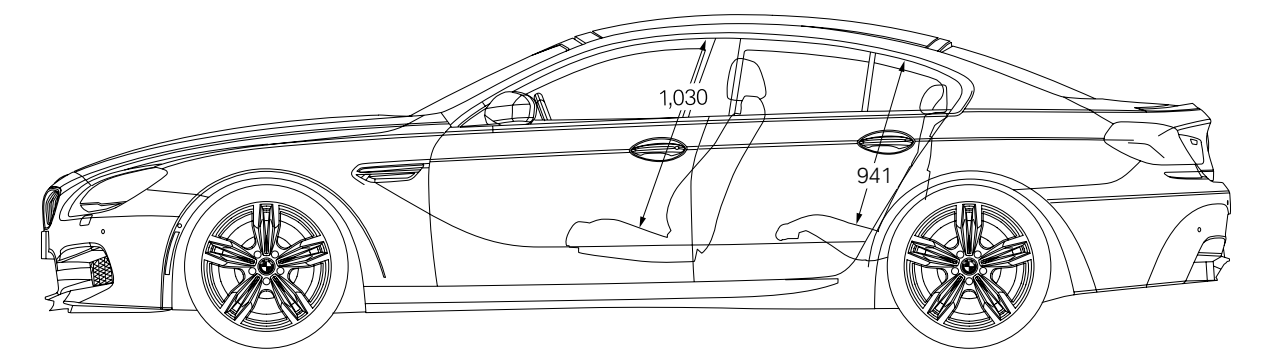
Performance	
Engine – M TwinPower Turbo	V8
Displacement (cm ³)	4,395
Output (hp @ rpm)	560 @ 6,000–7,000
Torque (lb-ft @ rpm)	502 @ 1,500–5,750
0–100 km/h (sec)	4.3 (4.4)
Fuel Consumption	
City (L/100 km)	17.2 [16.2]
Highway (L/100 km)	11.6 [10.9]
Combined (L/100 km)	14.7 [13.8]

PACKAGES

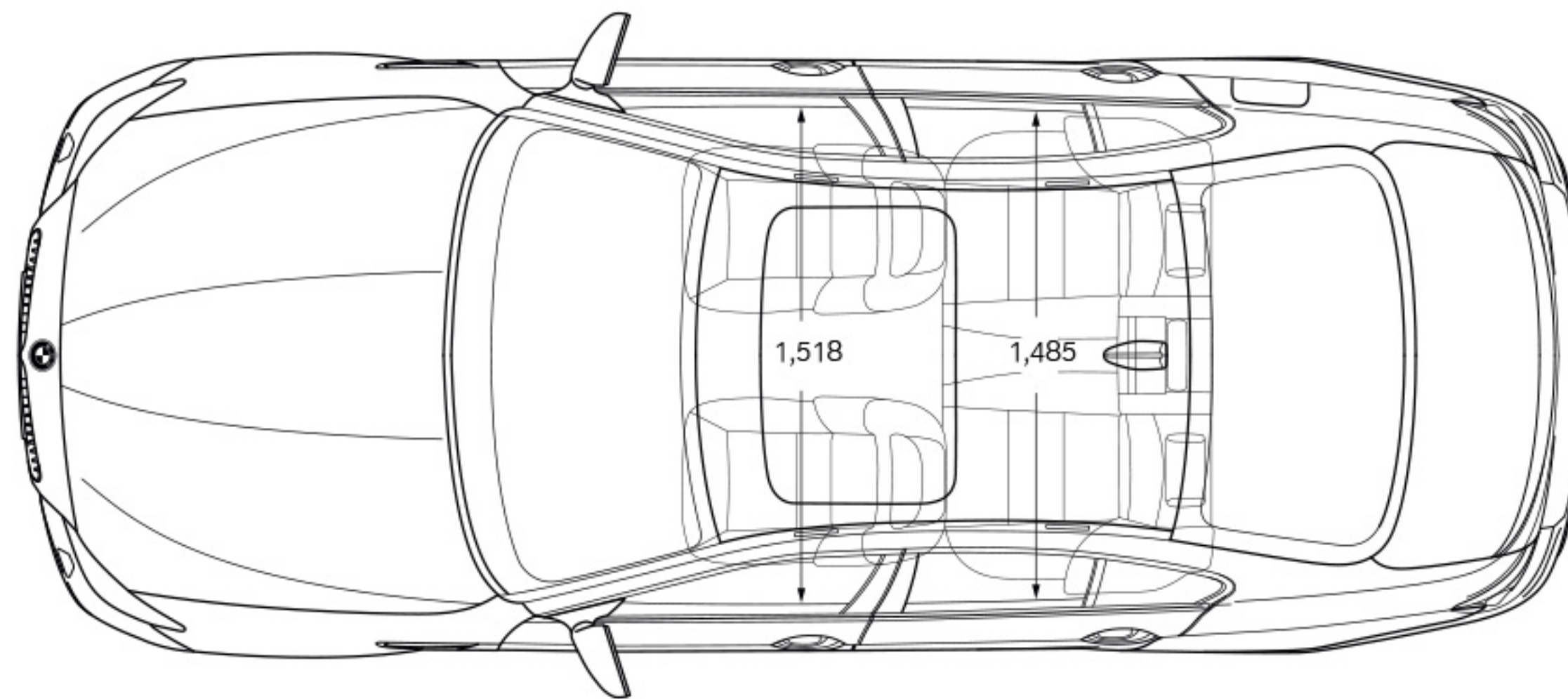
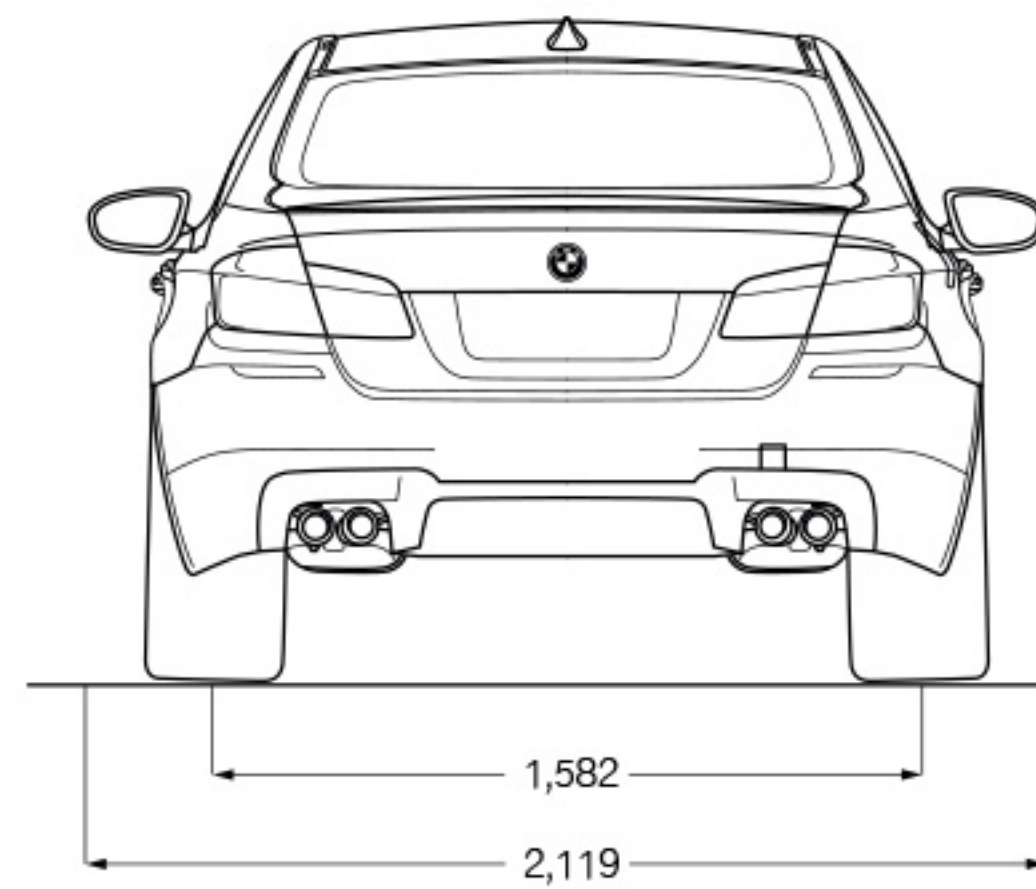
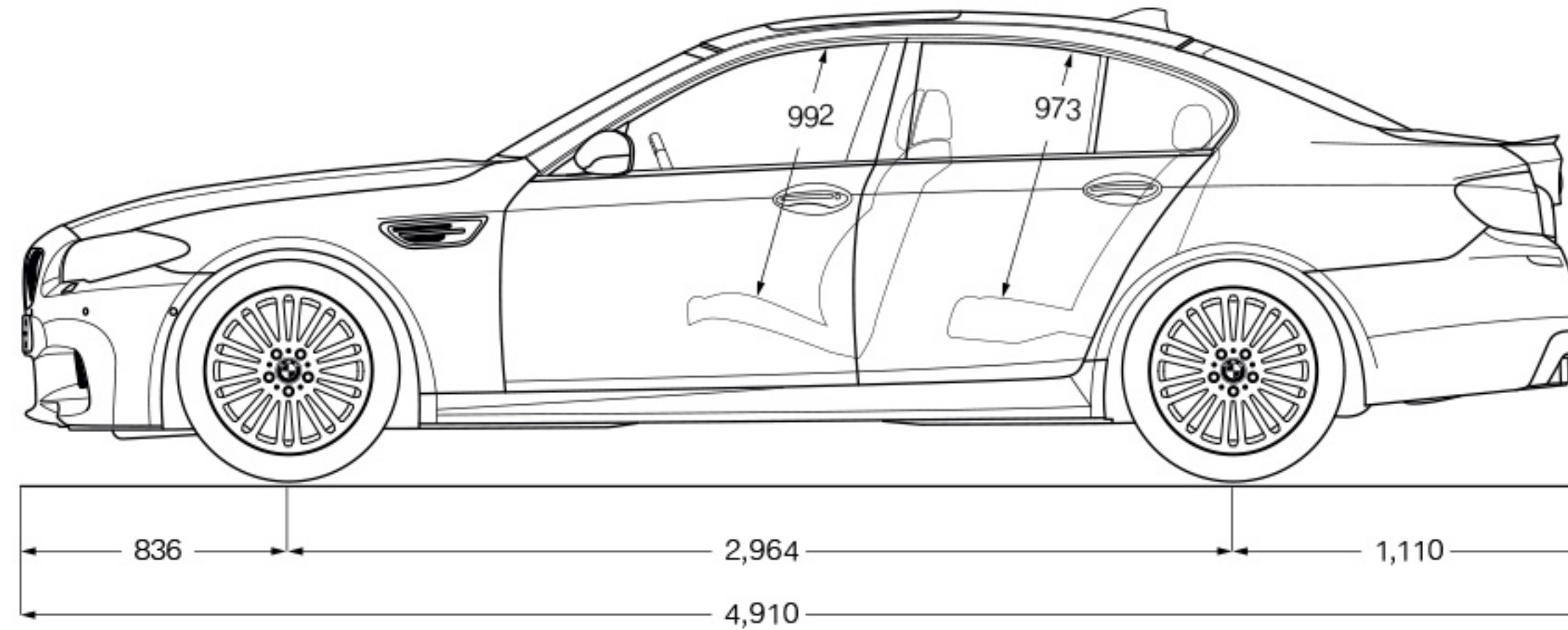
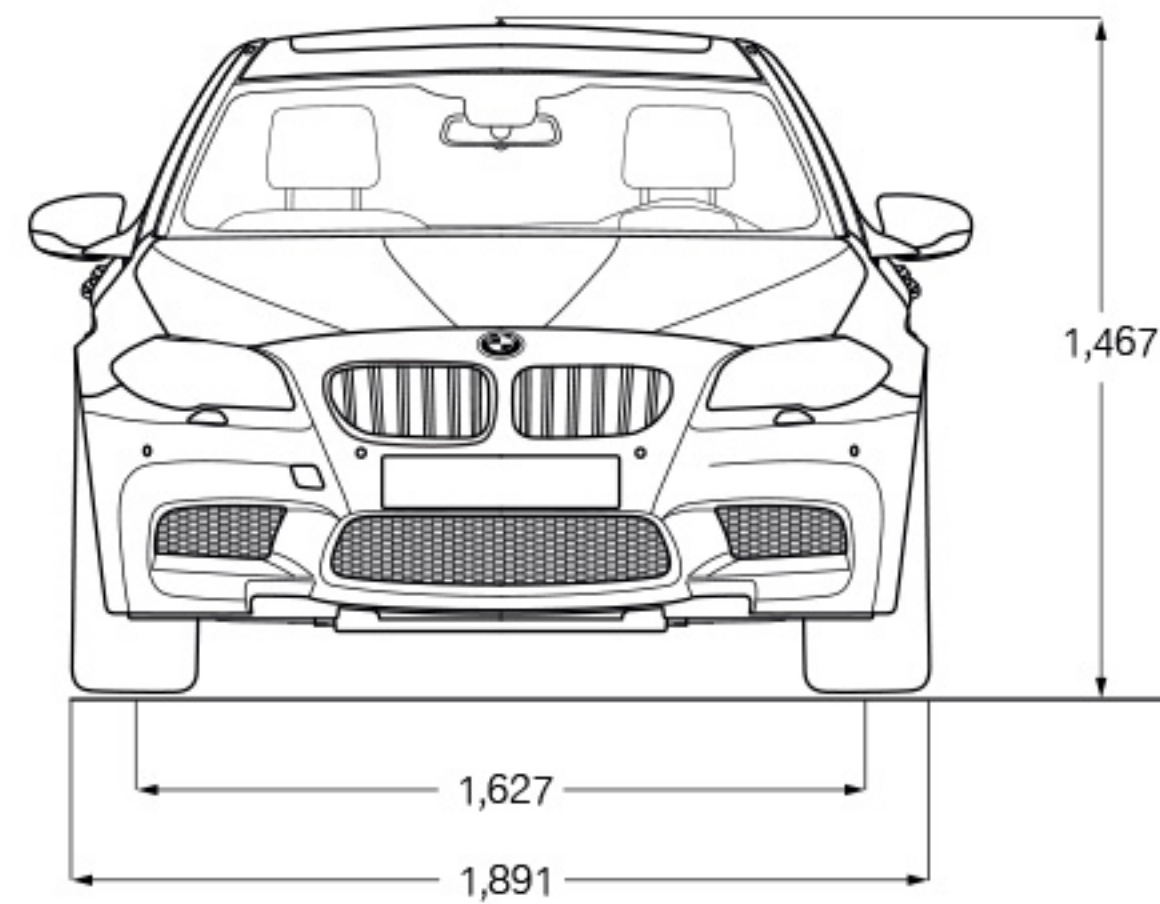
[Click for listing](#)

M6 Gran Coupé

DIMENSIONS

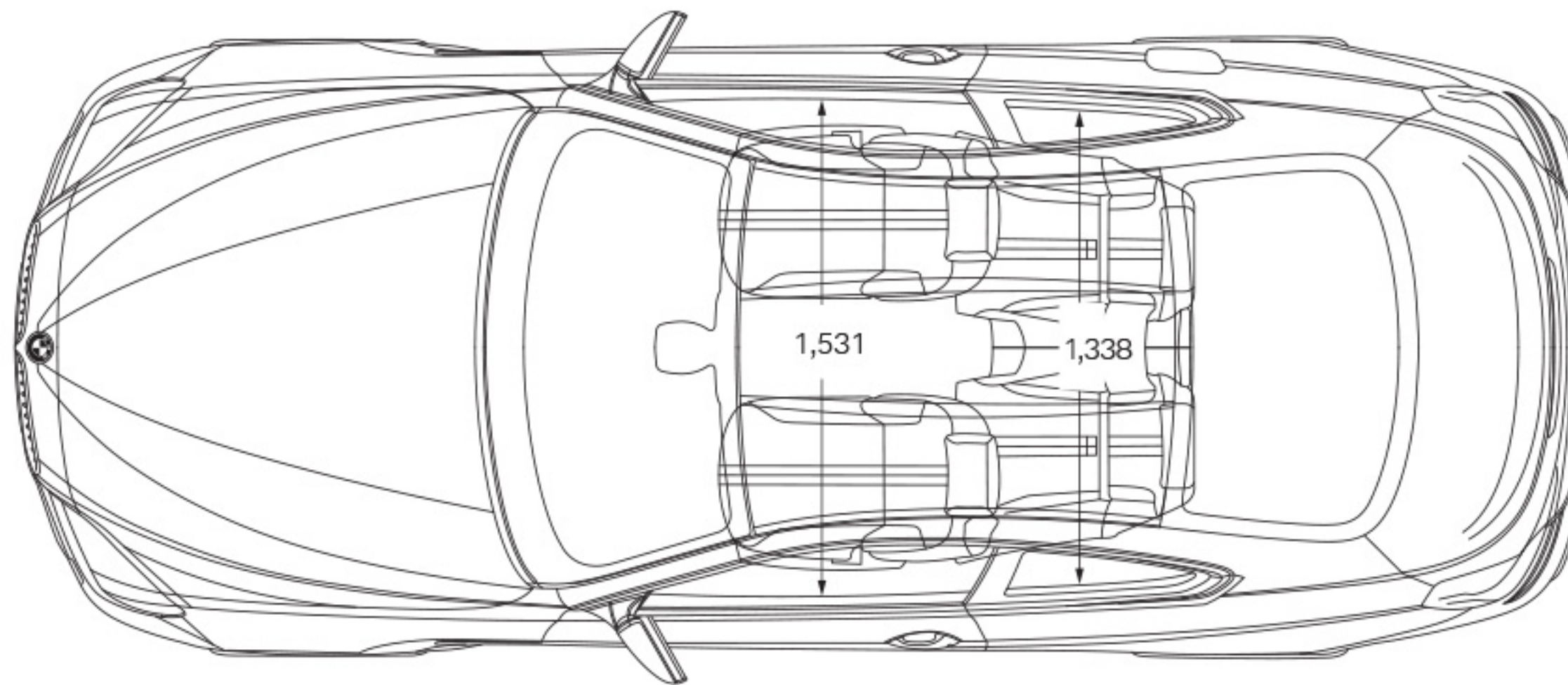
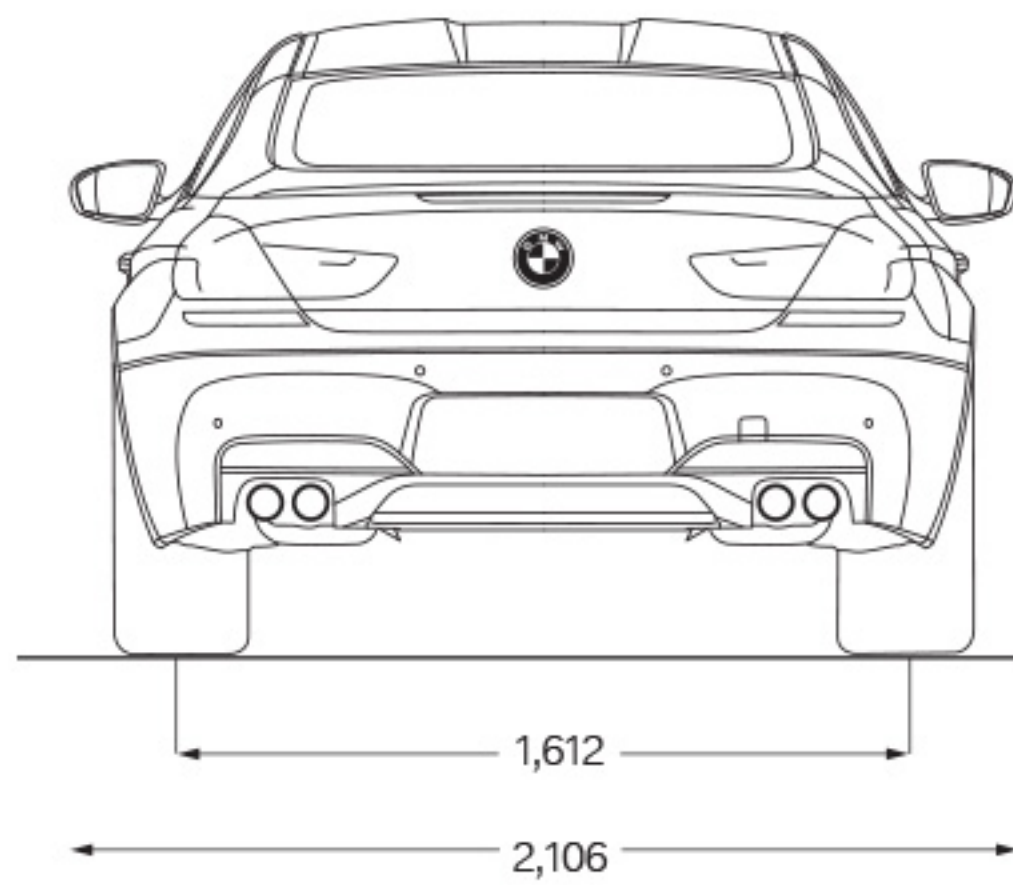
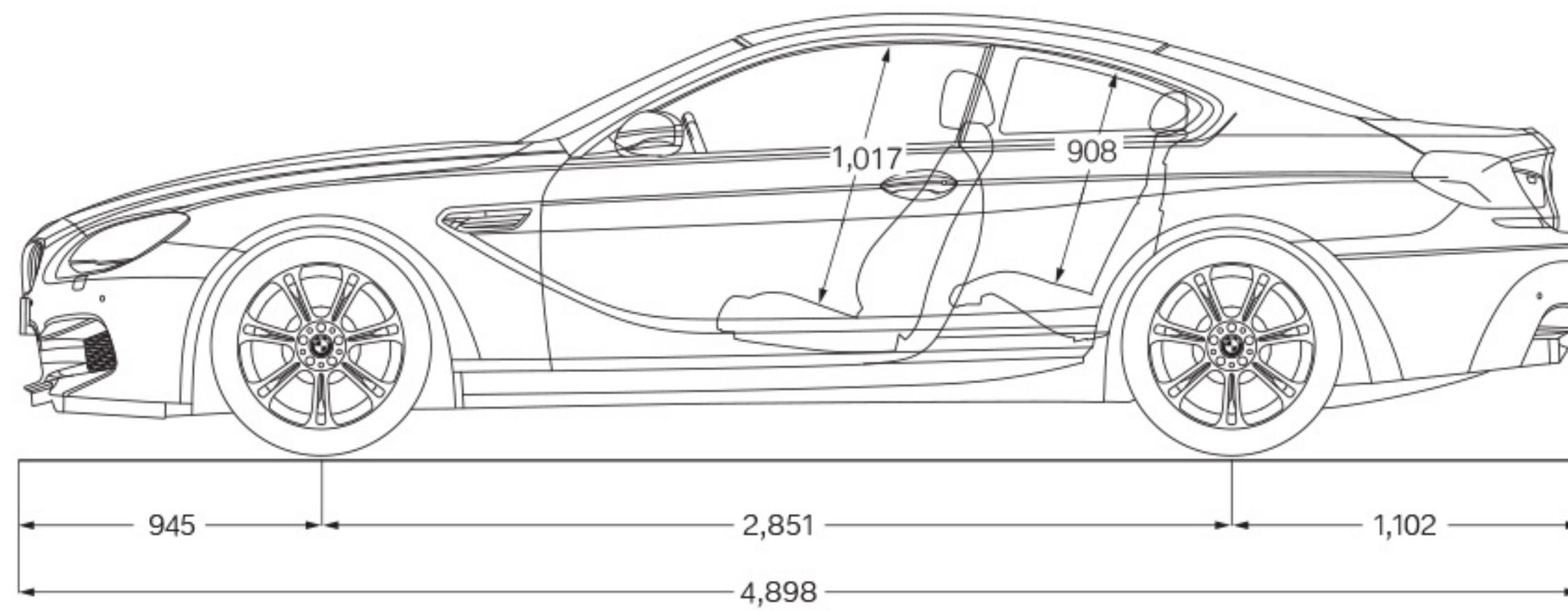
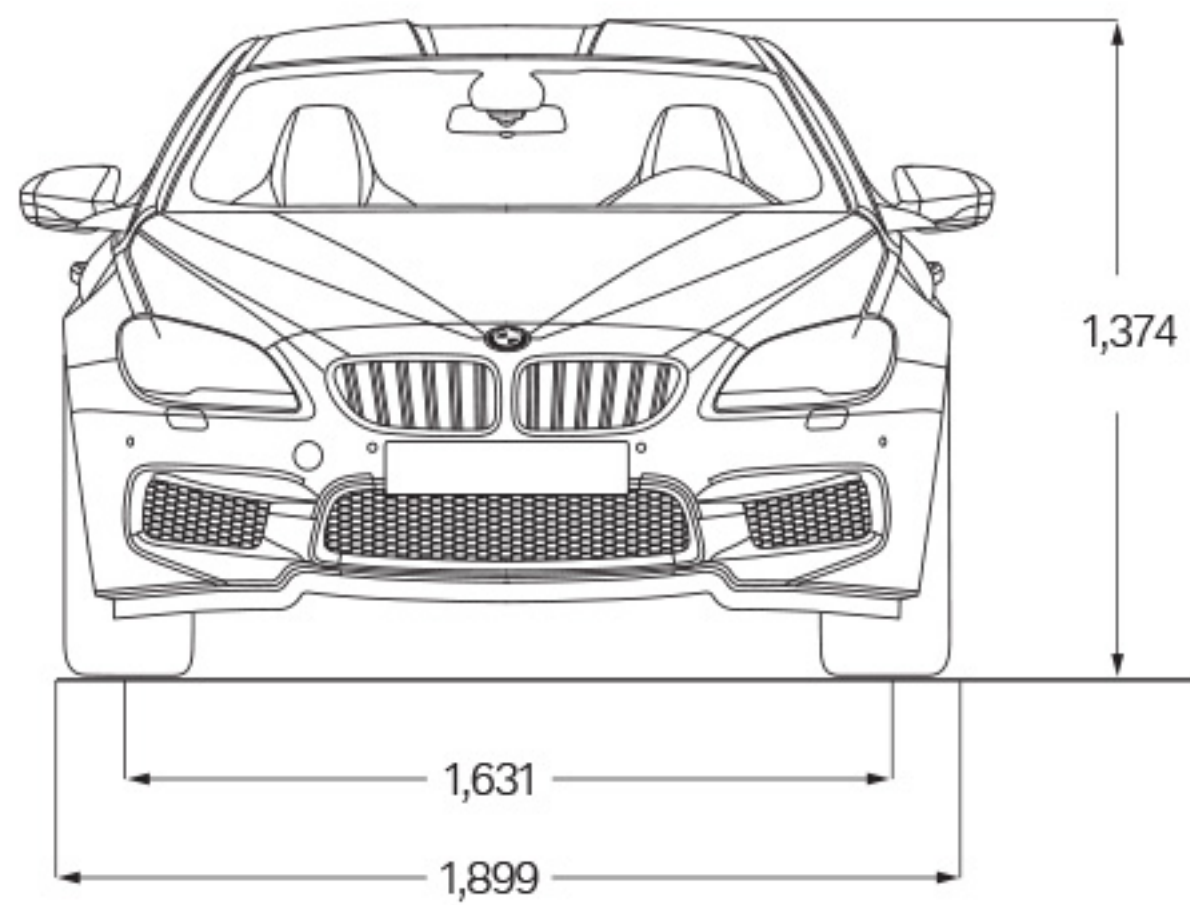


Figures in [] refer to vehicles with manual transmission. Figures subject to change. Not all packages available in all models. Please visit your BMW Retailer or bmw.ca for the most up-to-date information.



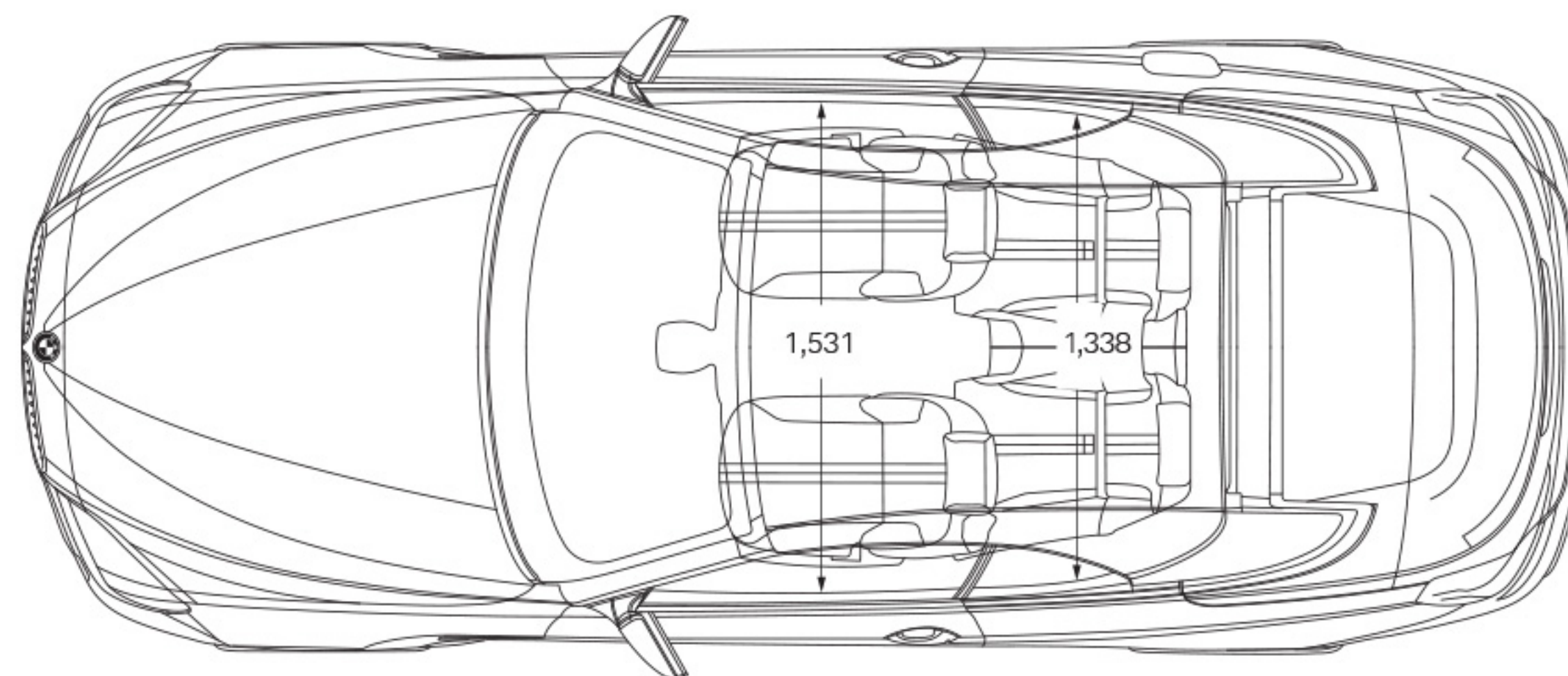
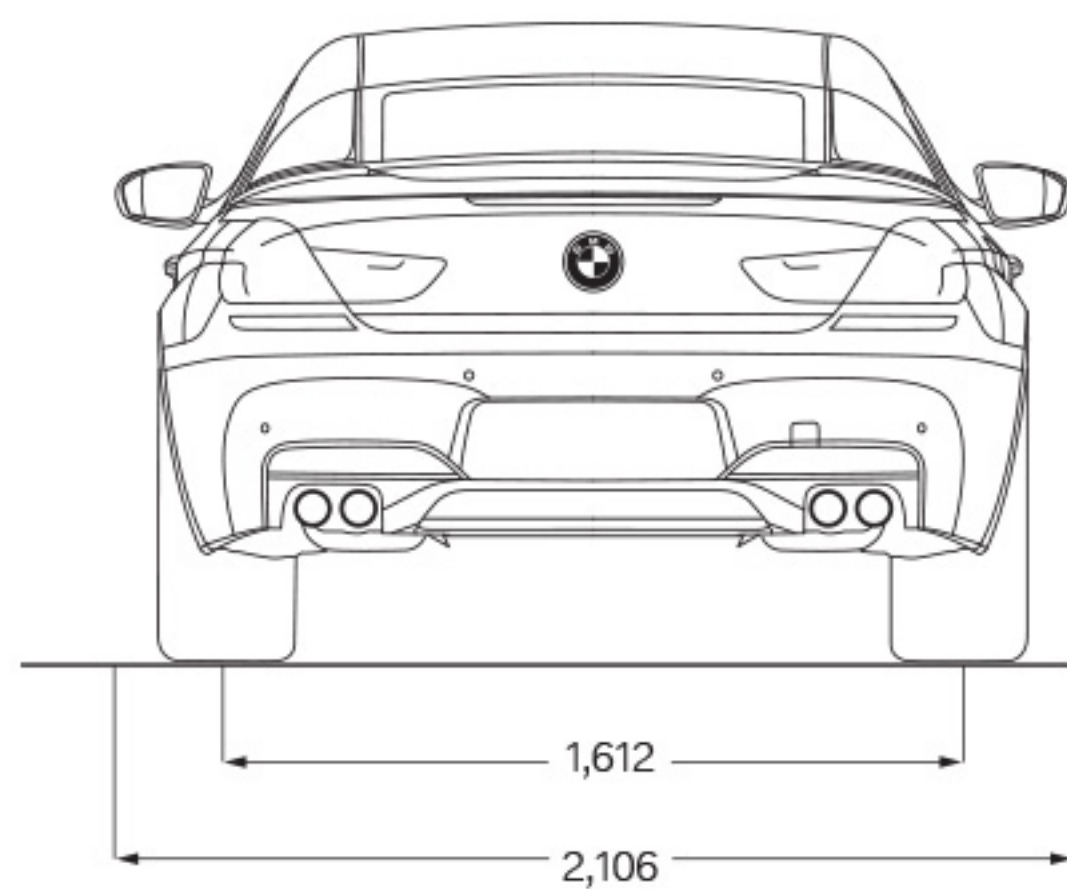
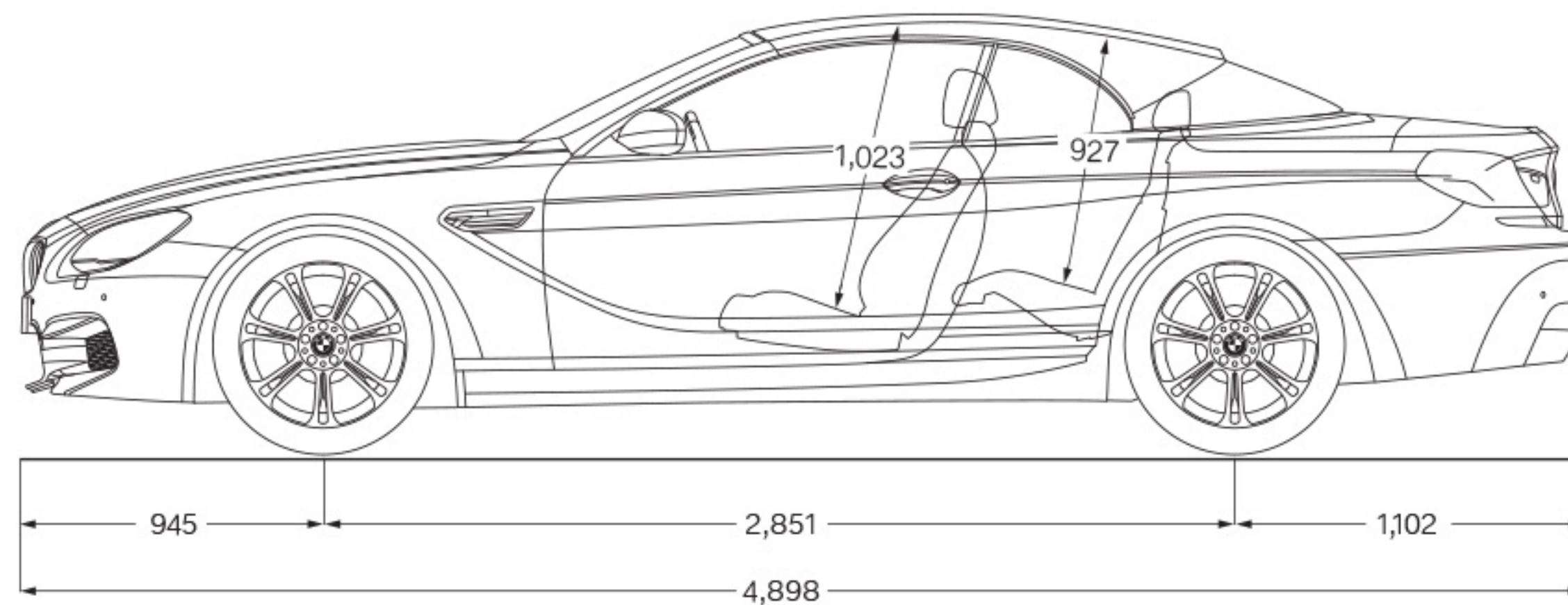
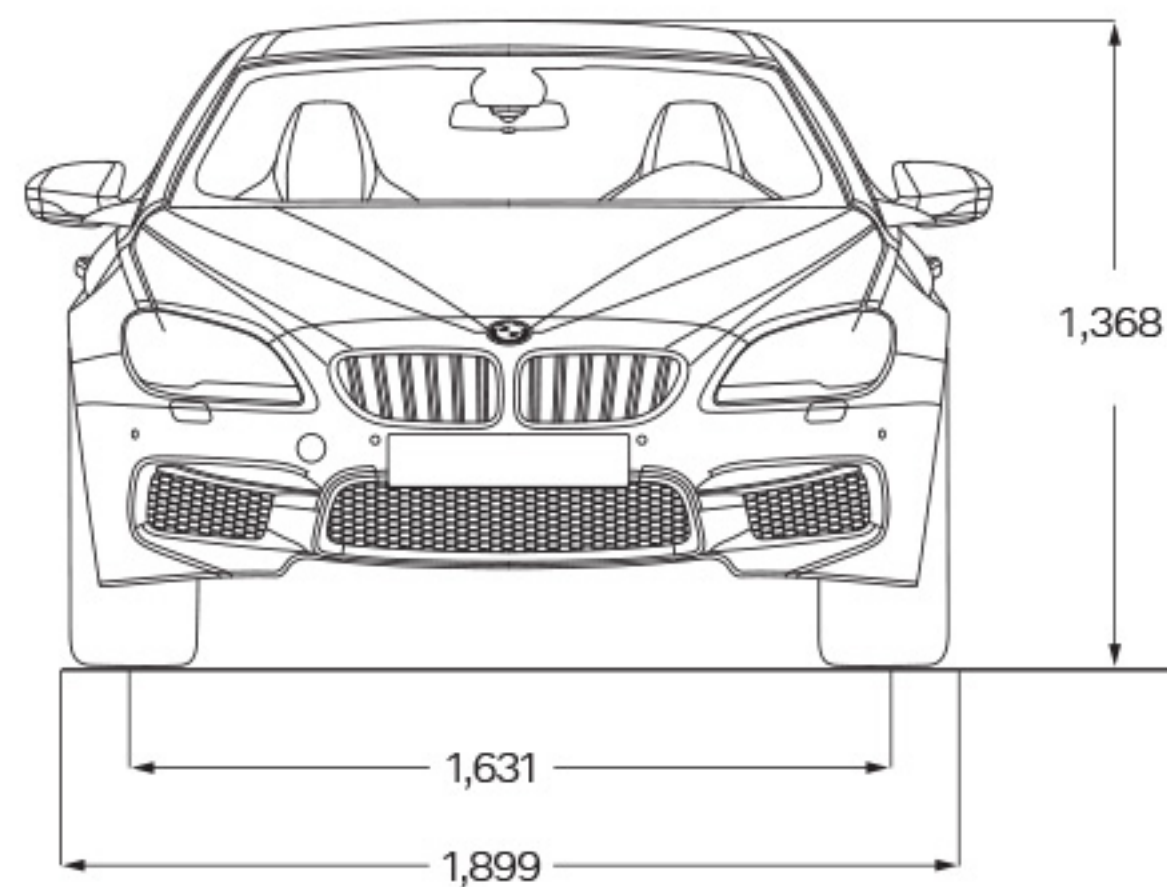
THE BMW M5 SEDAN.

Dimensions are given in millimetres.



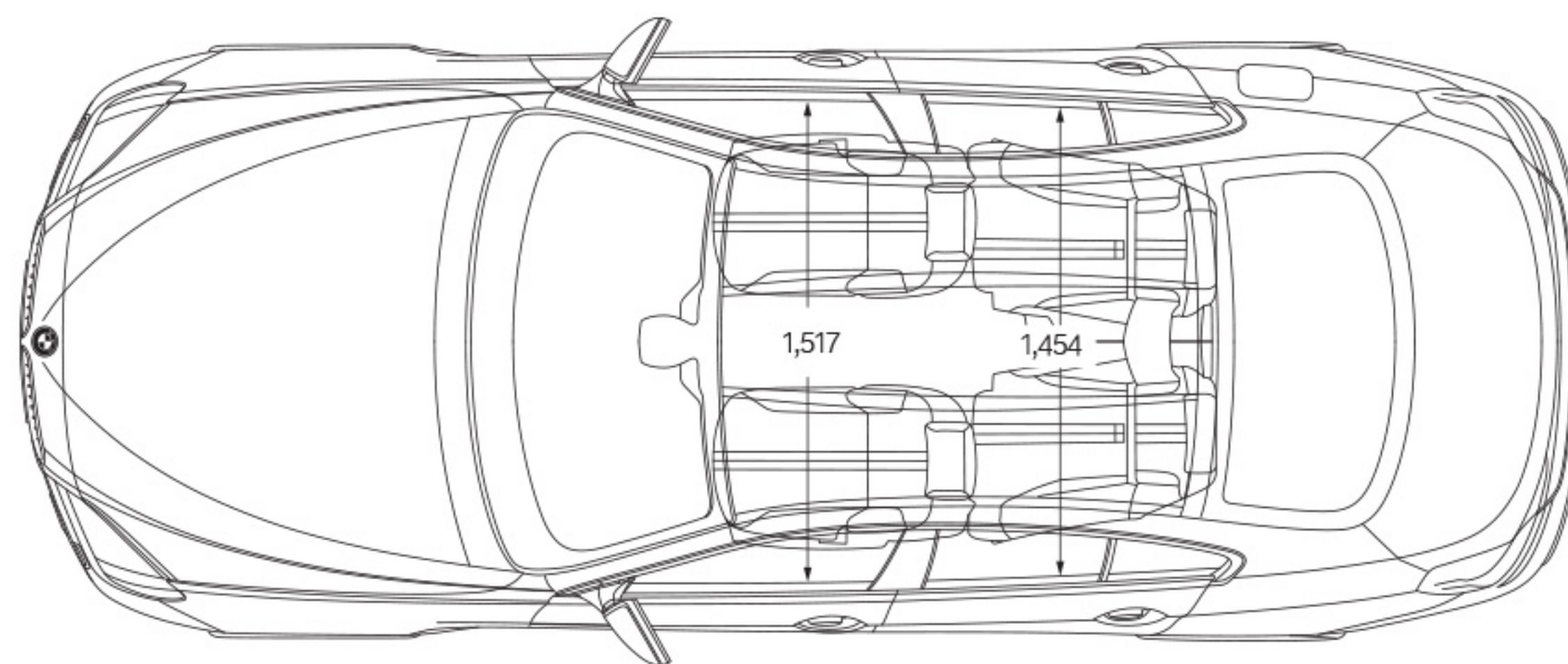
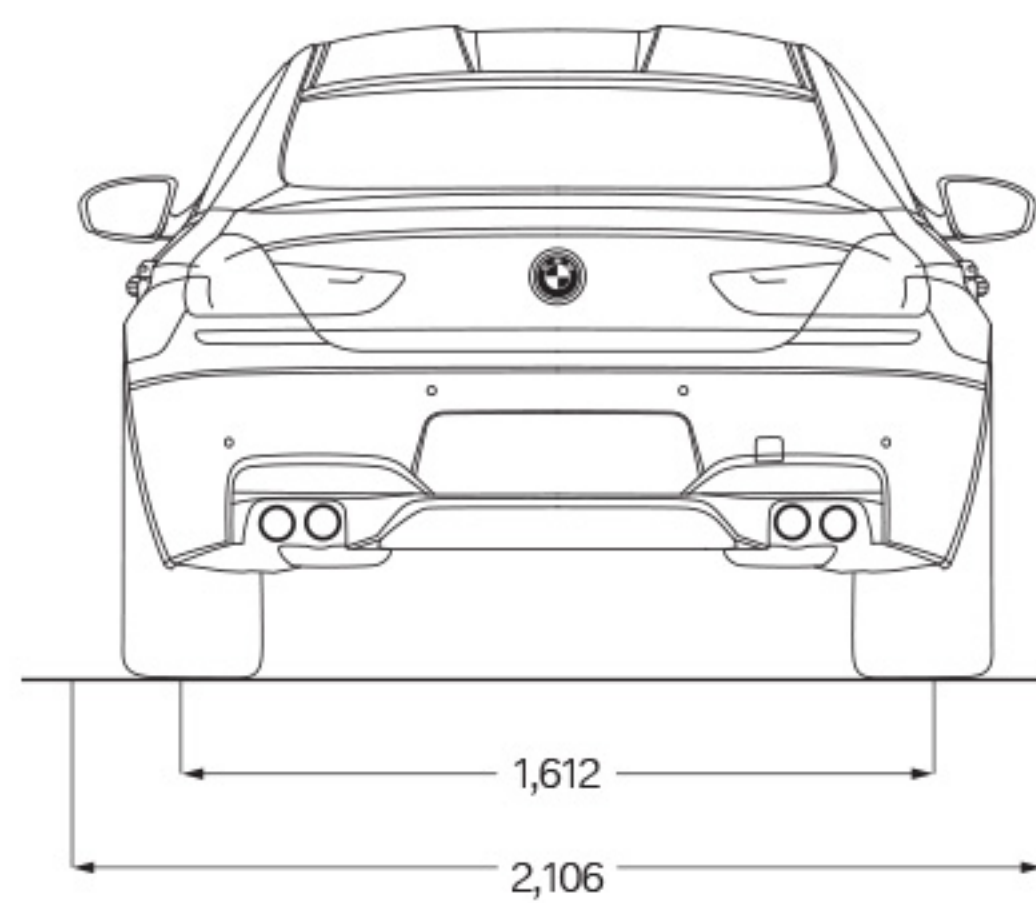
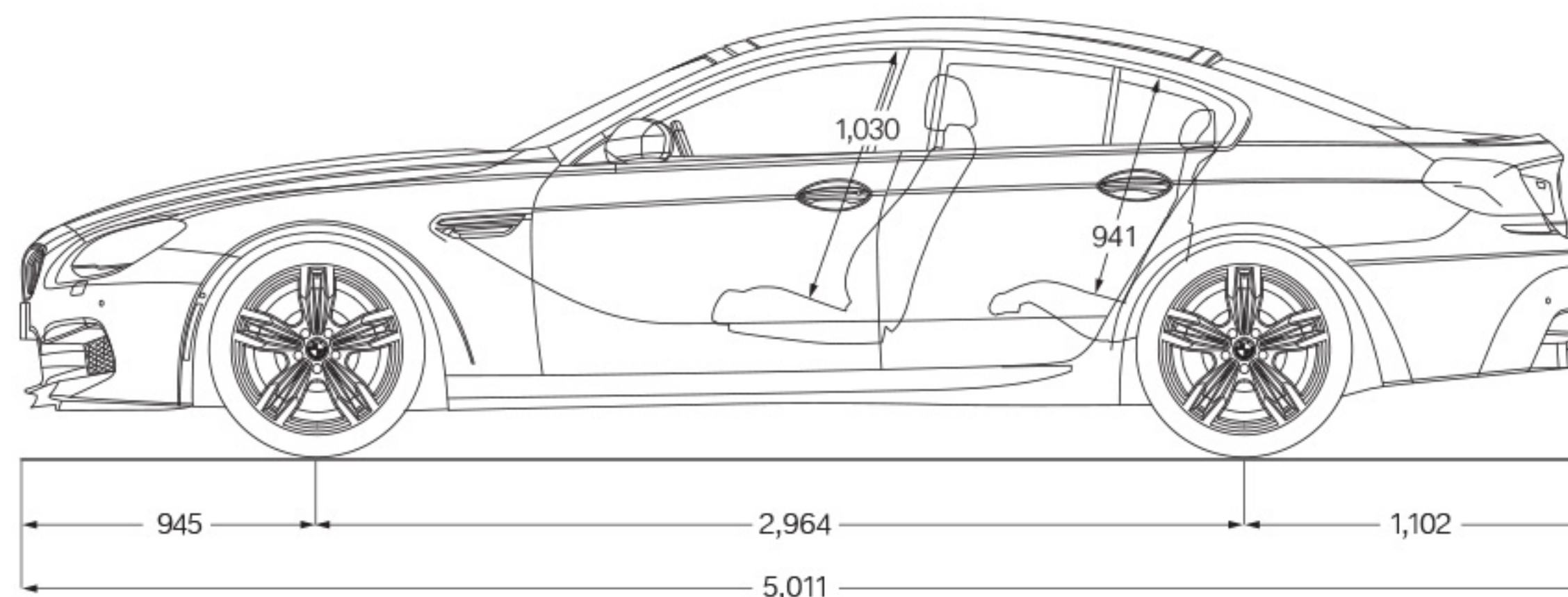
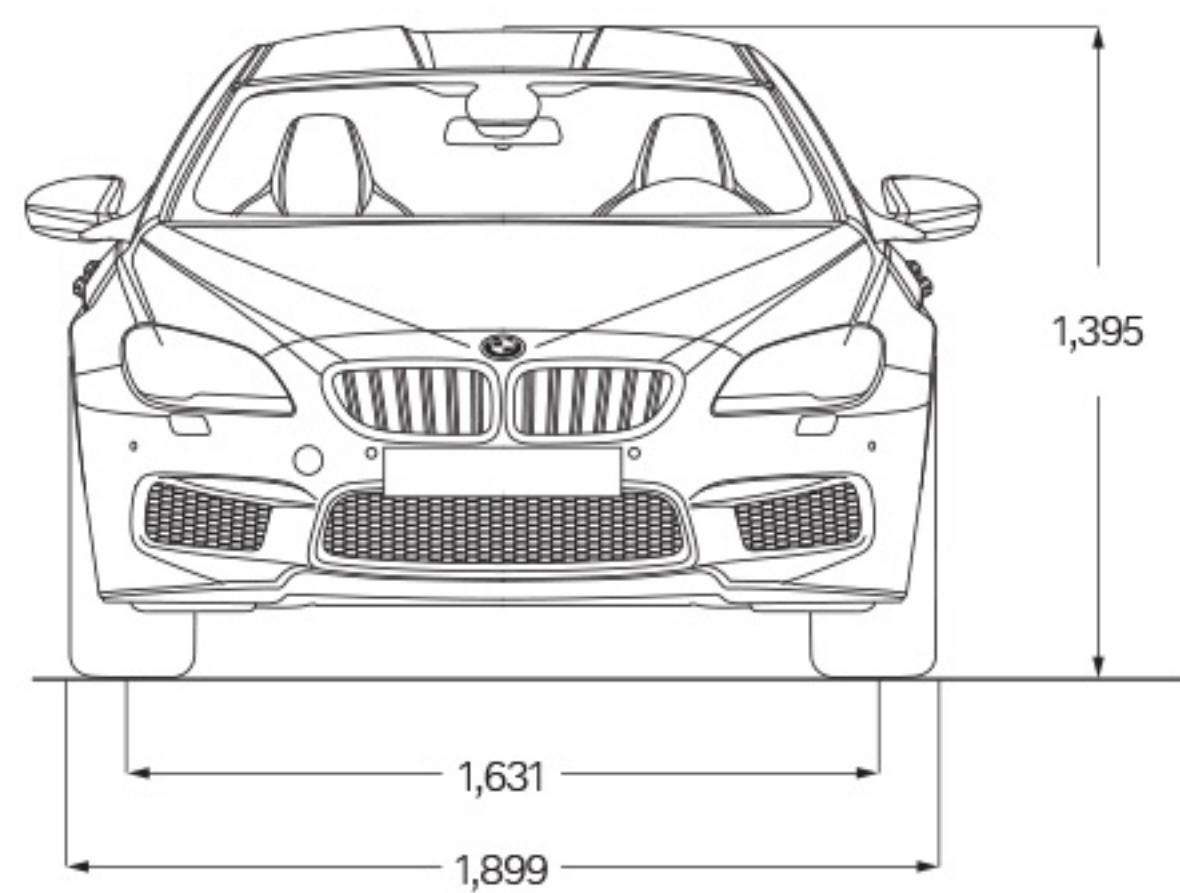
THE BMW M6 COUPÉ.

Dimensions are given in millimetres.



THE BMW M6 CABRIOLET.

Dimensions are given in millimetres.



THE BMW M6 GRAN COUPÉ.

Dimensions are given in millimetres.



2016 M5 SEDAN PACKAGES.

PREMIUM PACKAGE

Automatic Trunk
Soft Close Doors
Electric Rear Sunshade
Side Sunshades
Ventilated Seats, Front
Active Seats, Front
BMW Individual Reading Lights
M Multifunction Seats, Front
Active Blind Spot Detection
Active Protection
Driving Assistant
Surround View
Head-up Display
SiriusXM™ Satellite Radio Tuner with 6-month Subscription
Speed Limit Information

COMPETITION PACKAGE

Additional 15 hp
Faster Steering Ratio
New Coil Spring and Damper Calibration
Sport Exhaust with Enhanced Sound
M Black Chrome Tailpipe Finishers
20" M double spoke wheel (style 601M)
Remapped M Dynamic Mode (MDM)
Retuned Active M Differential on Final Drive
Stiffened Anti-Sway Bars
M Carbon Ceramic Brake system (optional)

ULTIMATE PACKAGE

Bang & Olufsen Sound System
Competition Package
M Performance Titanium Exhaust
Premium Package
Full Merino Leather
BMW Individual Paint



2018 M6 COUPÉ PACKAGES.

ULTIMATE PACKAGE

Soft Close Doors
Ventilated Seats, Front
Active Seats, Front
M Multifunction Seats, Front
Active Blind Spot Detection
Driving Assistant
Surround View
Bang & Olufsen Sound System
Competition Package
Speed Limit Information
M Performance Titanium Exhaust
Full Merino Leather
BMW Individual Paint
Carbon Fibre Rear Diffuser

Apple CarPlay™
Extended Smartphone
Connectivity w/Wireless Charging
WiFi Hotspot 3GB/3-month trial

EXECUTIVE PACKAGE

Soft Close Doors
Ventilated Seats, Front
Active Seats, Front
M Multifunction Seats, Front
Active Blind Spot Detection
Driving Assistant
Surround View
Harman/Kardon Sound System
Bang & Olufsen Sound System (optional)
Speed Limit Information
Extended Smartphone
Connectivity w/Wireless Charging
WiFi Hotspot 3GB/3-month trial

COMPETITION PACKAGE

(available only with Ultimate Package)
Additional 40 hp
Faster Steering Ratio
New Coil Spring and Damper Calibration
Sport Exhaust with Enhanced Sound
M Black Chrome Tailpipe Finishers
20" M double spoke wheel (style 601M)
Remapped M Dynamic Mode (MDM)
Retuned Active M Differential on Final Drive
Stiffened Anti-Sway Bars
M Carbon Ceramic Brake system (optional)



2018 M6 CABRIOLET PACKAGES.

ULTIMATE PACKAGE

Soft Close Doors
Ventilated Seats, Front
Active Seats, Front
M Multifunction Seats, Front
Active Blind Spot Detection
Driving Assistant
Surround View
Bang & Olufsen Sound System
Competition Package
Speed Limit Information
M Performance Titanium Exhaust
Full Merino Leather
BMW Individual Paint
Carbon Fibre Rear Diffuser

Apple CarPlay™
Extended Smartphone
Connectivity w/Wireless Charging
WiFi Hotspot 3GB/3-month trial

EXECUTIVE PACKAGE

Soft Close Doors
Ventilated Seats, Front
Active Seats, Front
M Multifunction Seats, Front
Active Blind Spot Detection
Driving Assistant
Surround View
Harman/Kardon Sound System
Bang & Olufsen Sound System (optional)
Speed Limit Information
Extended Smartphone
Connectivity w/Wireless Charging
WiFi Hotspot 3GB/3-month trial

COMPETITION PACKAGE

(available only with Ultimate Package)
Additional 40 hp
Faster Steering Ratio
New Coil Spring and Damper Calibration
Sport Exhaust with Enhanced Sound
M Black Chrome Tailpipe Finishers
20" M double spoke wheel (style 601M)
Remapped M Dynamic Mode (MDM)
Retuned Active M Differential on Final Drive
Stiffened Anti-Sway Bars
M Carbon Ceramic Brake system (optional)



2018 M6 GRAN COUPÉ PACKAGES.

ULTIMATE PACKAGE

Soft Close Doors
Ventilated Seats, Front
Active Seats, Front
M Multifunction Seats, Front
Active Blind Spot Detection
Driving Assistant
Surround View
Bang & Olufsen Sound System
Competition Package
Speed Limit Information
M Performance Titanium Exhaust
Full Merino Leather
BMW Individual Paint
Carbon Fibre Rear Diffuser

Apple CarPlay™
Extended Smartphone
Connectivity w/Wireless Charging
WiFi Hotspot 3GB/3-month trial

EXECUTIVE PACKAGE

Soft Close Doors
Ventilated Seats, Front
Active Seats, Front
M Multifunction Seats, Front
Active Blind Spot Detection
Driving Assistant
Surround View
Harman/Kardon Sound System
Bang & Olufsen Sound System (optional)
Speed Limit Information
Extended Smartphone
Connectivity w/Wireless Charging
WiFi Hotspot 3GB/3-month trial

COMPETITION PACKAGE

(available only with Ultimate Package)
Additional 40 hp
Faster Steering Ratio
New Coil Spring and Damper Calibration
Sport Exhaust with Enhanced Sound
M Black Chrome Tailpipe Finishers
20" M double spoke wheel (style 601M)
Remapped M Dynamic Mode (MDM)
Retuned Active M Differential on Final Drive
Stiffened Anti-Sway Bars
M Carbon Ceramic Brake system (optional)



**The Ultimate
Driving Experience.®**



All specifications, standard features, accessories, equipment, options, fabrics, and colours are based on product information available at the time of upload. BMW reserves the right to revise specifications at any time, without notice. Illustrations are representative only. BMW may determine the Model Year designation of its vehicles. Models may be shown with features, accessories, equipment, options, fabrics, and/or colours not available in Canada, or available only at extra cost, or available only on particular models. While BMW takes care to ensure that the information contained in this brochure is accurate, it cannot guarantee complete accuracy. BMW is not responsible for errors or omissions contained in this brochure. Further information about the products shown in this brochure can be obtained from your authorized BMW Retailer and at bmw.ca.

©2017 BMW Canada Inc. "BMW", the BMW logo, BMW model designations and all other BMW related marks, images and symbols are the exclusive properties and/or trademarks of BMW AG, used under licence.