

2016 | **F-150**



TOUGH GETS IT DONE. ALWAYS.

Ford F-150. The first and only truck in its class¹ with body and bed made from high-strength, military-grade, aluminum alloys.² Continuing that spirit of innovation, the 2016 F-150 introduces first-in-class Pro Trailer Backup Assist^{TM3} and new SYNC[®] 3,^{3,4} our next generation of voice-activated technology. Plus our most luxurious F-150 yet, the new LIMITED model. The Future of Tough. Now more capable, and comfortable, than ever.



NEW F-150 LIMITED SuperCrew[®] 4x4. White Platinum Metallic Tri-coat. Available equipment.



¹Class is Full-Size Pickups under 8,500 lbs. (3,856 kg) GVWR based on Ford segmentation. ²6000-series aluminum alloy. ³Available feature. ⁴Some mobile phones and some digital media players may not be fully compatible. Driving while distracted can result in loss of vehicle control. Only use SYNC/other devices, even with voice commands, when it is safe to do so. SYNC voice recognition and screens available in English, French and Spanish. Some features may be locked out while the vehicle is in motion.

LOADED WITH INNOVATION. TO CARRY THE MOST PUNISHING LOADS.

Our first-in-class breakthrough – a truck body and bed made from high-strength, military-grade, aluminum alloys – trims weight to help create a 2016 Ford F-150 that accelerates forcefully. Stops quickly. And leads its class in maximum towing and payload capacity, with a highway fuel efficiency rating of 9.2L/100 km (31 mpg).¹

We collaborated with experts to formulate this metal. Then we made it stronger. It doesn't rust. It resists corrosion. It's dent- and ding-resistant. In other words, it's engineered to stand up to punishment.

To carry all this material innovation, we created the strongest frame ever in an F-150. High-strength steel now comprises up to 78% of its fully boxed, modular frame. This incredibly sturdy metal infuses the 8 rugged crossmembers (5 are through-welded) and large cross-section frame rails. Enhancing stiffness. And durability.

Since the truck weighs less, you can haul more. Tow more. And do it all more efficiently. That's just a smarter way to work. And play. The 2016 Ford F-150.

¹12.3L/100 km city and 9.2L/100 km hwy (23 mpg city/31 hwy), 2.7L EcoBoost[®] 6-speed SelectShift[®] automatic transmission, 4x2. Fuel consumption ratings based on Government of Canada approved test methods. Actual fuel consumption will vary.

BUILT FORD TOUGH.[®] TO ENDURE THE MOST IMPORTANT TESTS OF ALL.

Yours. We know what you do to your trucks. At work, you punish them. At play, you push them. So it's good to know you're starting with a truck that has already passed our toughest tests.

Built Ford Tough is our measure of long-lasting durability. And this is the most tested Ford F-150 ever. It's so tough, in fact, that we had to develop new ways to test it. From acidified spray to the unforgiving heat and abrasive sand of Baja, this truck's been to hell. And back.

F-SERIES 50
BEST-SELLING IN CANADA FOR 50 YEARS

Engineered for the long haul, F-150 endured over 16 million kilometres of testing before the first truck rolled off the line. We applied these same standards to the F-150 engine lineup, which has proven itself over millions of kilometres of harsh lab and real-world testing. The result?

F-Series has been Canada's best-selling truck for 50 years! No wonder. From sunrise to sunset, you can count on Ford F-150 to tow, haul, work and play like no other.



XLT SuperCrew[®] 4x4. Ingot Silver Metallic. FX4 Off-Road Package. 20" aluminum wheels. Available equipment.

Try to avoid water higher than the bottom of the hubs and proceed slowly. Refer to your Owner's Manual for detailed information regarding driving through water. ¹Class is Full-Size Pickups. Based on Canadian Vehicle Manufacturers' Association statistical sales report, January 5, 2016.

HIGHLY EFFICIENT. HUGELY CAPABLE.

Equip the 2016 F-150 with our 2.7L EcoBoost^{®1} and a best-in-class gas fuel efficiency rating² is yours. But there's more to it than that. With this next-generation EcoBoost, our approach yields up to 8,500-lb. (3,856-kg) max. towing capacity.³ Plus, up to 2,210-lb. (1,002-kg) max. payload capacity.³ It's fuel efficiency – that works.

This high-output, direct-injection twin-turbo "Pocket Hercules" pumps out 325 hp and 375 lb.-ft. of torque, plus a best-in-class gas fuel efficiency rating of 9.2L/100 km (31 mpg) hwy²



Strength and durability come from compacted graphite iron (CGI) that forms the upper engine block and cylinders. It's the same material used in our rugged 6.7L Power Stroke[®] Turbo Diesel engine, allowing the block to be smaller, lighter and stronger.

To optimize fuel usage, Auto Start-Stop is standard with the 2.7L and can shut off the engine when the truck comes to a complete stop. When the brake is released, the engine restarts automatically. Tuned specifically for rigorous truck applications, Auto Start-Stop will not intervene when F-150 is in tow/haul mode, 4-wheel drive (4WD) and other circumstances that require the truck to drive essential accessories.



¹Available feature. ²2.7L EcoBoost, 4x2. Class is Full-Size Pickups under 8,500 lbs. (3,856 kg) GVWR based on Ford segmentation. Fuel consumption ratings based on Government of Canada approved test methods. Actual fuel consumption will vary. ³2.7L EcoBoost engine. Maximum capability when properly equipped. Weight of additional options, equipment, passengers and cargo must be deducted from this weight. See your Ford of Canada Dealer for specific equipment and other limitations.

2.7L ECOBOOST:

BEST-IN-CLASS
GAS FUEL EFFICIENCY



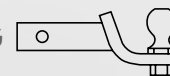
9.2L/100 KM (31 MPG) HWY²
12.3L/100 KM (23 MPG) CITY²

MAX. PAYLOAD



2,210 LBS.³

MAX. TOWING



8,500 LBS.³

XLT SuperCab 4x2. Magnetic Metallic. Available equipment.

A WIDE RANGE OF POWERFUL CHOICES.

Finding smarter, more efficient ways to get the job done defines F-150. With 4 available engines, all deliver exceptional fuel efficiency – without compromising capability and durability.

2 EcoBoost® engines¹ deliver remarkably balanced performance, blending potent low-end torque with impressive fuel efficiency. The 3.5L direct-injection, twin-turbo can tow a class-leading 12,200 lbs. (5,534 kg). The 2.7L showed its mettle early by completing the Tecate SCORE Baja 1000 off-road racecourse. Both are ready to handle whatever you throw at them. Need proof? Ford EcoBoost engines now power over 800,000 F-150 trucks in North America.

By improving power-to-weight ratios from the previous generation,² each F-150 engine can devote more power to your job. But that's not all. Light-weighting helps improve fuel efficiency as well. As does twin independent variable camshaft timing (Ti-VCT). Plus Active Grille Shutters that can automatically close at cruising speed to reduce drag. Sport mode on the standard 6-speed automatic transmission and available SelectShift® capability make that power easy to engage.

A class-exclusive CNG/Propane Gaseous Engine Prep Package readies your 5.0L-equipped F-150 to be upfit for compressed natural gas (CNG), propane autogas, or as a bi-fuel vehicle with the ability to switch between CNG or propane and gasoline.³



XLT SuperCrew® 4x4. Ingot Silver Metallic. Available equipment.

See technical specifications for payload and towing capacity limitations.

¹Available feature. ²Based on comparison of 2014 and 2016 torque and base curb weight. ³Available feature. Vehicle will be equipped with the standard factory gasoline fuel system. This package does not include CNG/propane fuel tanks and lines, which are supplied, installed and warranted by an authorized CNG/propane Qualified Vehicle Modifier (QVM). ⁴4x2 Regular Cab. When properly equipped. ⁵Fuel consumption ratings based on Government of Canada approved test methods. Actual fuel consumption will vary for all ratings. Fuel consumption ratings for vehicles equipped with a Payload Package will vary.

3.5L TI-VCT

This highly capable standard engine is designed for impressive power and durability. Twin independent variable camshaft timing (Ti-VCT) provides torque across a wide rpm range, as well as exceptional efficiency.

1,910 lbs. (866 kg) – Max. payload capacity⁴

7,600 lbs. (3,447 kg) – Max. towing capability⁴

282 hp @ 6,250 rpm

253 lb.-ft. of torque @ 4,250 rpm

9.6L/100 km (29 mpg) – 4x2 hwy⁵

13.2L/100 km (21 mpg) – 4x2 city⁵

10.6L/100 km (27 mpg) – 4x4 hwy⁵

14.0L/100 km (20 mpg) – 4x4 city⁵

5.0L TI-VCT

Mid-lock variable cam timing enhances fuel efficiency while maintaining this trusted engine's power and hearty low-end torque. Cast exhaust manifolds and a unique engine oil cooler allow for heavy-duty use and durability.

3,270 lbs. (1,483 kg) – Max. payload capacity⁴

11,100 lbs. (5,035 kg) – Max. towing capability⁴

385 hp @ 5,750 rpm

387 lb.-ft. of torque @ 3,850 rpm

10.6L/100 km (27 mpg) – 4x2 hwy⁵

15.3L/100 km (18 mpg) – 4x2 city⁵

11.3L/100 km (25 mpg) – 4x4 hwy⁵

16.0L/100 km (18 mpg) – 4x4 city⁵

2.7L ECOBOOST

Our most advanced engine yet, this high-output 2.7L EcoBoost delivers power and performance in a strong, smart package.

2,210 lbs. (1,002 kg) – Max. payload capacity⁴

8,500 lbs. (3,856 kg) – Max. towing capability⁴

325 hp @ 5,750 rpm

375 lb.-ft. of torque @ 3,500 rpm

9.2L/100 km (31 mpg) – 4x2 hwy⁵

12.3L/100 km (23 mpg) – 4x2 city⁵

10.1L/100 km (28 mpg) – 4x4 hwy⁵

13.1L/100 km (22 mpg) – 4x4 city⁵

3.5L ECOBOOST

For maximum capability, this direct-injection, twin-turbocharged engine delivers 90% of its peak torque at 1,700 rpm – which holds on strong up to 5,000 rpm.

3,240 lbs. (1,470 kg) – Max. payload capacity⁴

12,200 lbs. (5,534 kg) – Max. towing capability⁴

365 hp @ 5,000 rpm

420 lb.-ft. of torque @ 2,500 rpm

9.8L/100 km (29 mpg) – 4x2 hwy⁵

13.5L/100 km (21 mpg) – 4x2 city⁵

10.7L/100 km (26 mpg) – 4x4 hwy⁵

14.7L/100 km (19 mpg) – 4x4 city⁵

FLEX FUEL

CNG

PROPANE



WE MADE IT EASY TO TAKE YOUR TURN.

Pro Trailer Backup Assist™ for the 2016 Ford F-150 is class-first technology that makes the challenge of backing up a trailer easier than ever. At a crowded job site, into a garage, or almost anywhere.

Leveraging advanced camera technology with electric power-assisted steering (EPAS), Ford engineers developed this trailer backing system and tested it for almost a decade. Along the way, 5 patents have been granted and another 10 patents are pending.

To operate the system once programmed, rotate the control knob to indicate how much the system should turn the trailer. Pro Trailer Backup Assist then automatically steers the truck to turn the trailer the desired amount. The system may limit vehicle speed to enhance the comfort and control over a variety of road surfaces.

The result: less time to back up a trailer with improved confidence. It even helps trailer-towing experts back a trailer by reducing time lost to manoeuvring mistakes.

XLT SuperCrew® 4x4. Sport Package. FX4 Off-Road Package. Ingot Silver Metallic. Available equipment.

Driver-assist features are supplemental and do not replace the driver's attention, judgment and need to control the vehicle. *Available feature.

TOW MORE THAN ANYONE ELSE.

With its high-strength-steel frame, torque-heavy engines and advanced technologies, the 2016 Ford F-150 helps keep your trailer where it belongs. In line. Helping you tow more. And sweat less.

Best-in-class max. towing capacity of 12,200 lbs. (5,534 kg)¹ is yours when you equip F-150 with the 3.5L EcoBoost[®] engine² and Max. Trailer Tow Package.

Towing confidence in every cab type is enhanced by the stabilization benefits of standard trailer sway control³ and an integrated trailer brake controller.²

To maintain a consistent speed on steep grades, lock out upper gears with the progressive range select on our 6-speed SelectShift^{®2,4} automatic transmission with tow/haul mode. For use when the truck is heavily loaded or when towing, which should be often with the 2016 F-150.

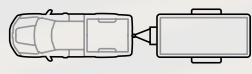
To prevent you from rolling back on a grade, standard hill start assist momentarily maintains brake pressure until the engine delivers enough torque to move F-150 up the hill. Trucks equipped with the trailer brake controller can automatically apply the trailer brake too.



Driver-assist features are supplemental and do not replace the driver's attention, judgment and need to control the vehicle. See technical specifications for payload and towing capacity limitations.

¹Maximum capacity when properly equipped. See your Ford of Canada Dealer for specific equipment and other limitations. ²Available feature. ³Remember that even advanced technology cannot overcome the laws of physics. It's always possible to lose control of a vehicle due to inappropriate driver input for the conditions. ⁴Not available with standard 3.5L Ti-VCT engine.

**BEST-IN-CLASS
MAX. TOWING**  **12,200 LBS.¹**

SWAY  **CONTROL³**

HILL START  **ASSIST**

*KING RANCH™ SuperCrew® 4x4.
Blue Jeans Metallic/Caribou Metallic Two-Tone. Available equipment.*

HAUL MORE THAN ANYONE ELSE.

Ford F-150 carries the day. Every day. By taking weight out of the vehicle, we increased the amount you can put in it.

Best-in-class payload 2 times over. When equipped with the 5.0L engine¹ and Heavy-Duty Payload Package, F-150 leads all competitors with 3,270 lbs. (1,483 kg) max. payload.² A similarly equipped F-150 with the 3.5L EcoBoost[®] engine¹ is next highest with 3,240 lbs. (1,470 kg).² Carry up to 2,210 lbs.² (1,002 kg) with the 2.7L EcoBoost Payload Package.

The 77.4 cu. ft. (2,191 L) of cargo box volume¹ is easily accessed from steps on all 3 sides of the truck. These include deployable box side steps¹ and a tailgate step.¹

Our class-exclusive tailgate step¹, fully integrated inside the tailgate, is virtually invisible when not in use. The grab handle is also stored inside the tailgate, which creates a flat surface for easier loading and a convenient work surface. When needed, the step drops down in one easy motion.



**BEST-IN-CLASS
MAX. PAYLOAD**  **3,270 LBS.²**

BOX  **SIDE STEPS¹**

 **3 BOX SIZES**

XL Regular Cab 4x4. Caribou Metallic. XL Chrome Package. Available equipment.

*See technical specifications for payload and towing capacity limitations.
¹Available feature. ²When properly equipped.*



WITH UNMATCHED BOX FUNCTIONALITY.

Innovative features make it easy to tow, access and manage your load in a 2016 Ford F-150.

Class-exclusive dynamic hitch assist enhances the rear view camera.¹ Based on steering angle, both the dashed black line and the curved white lines show your projected path to help you easily line up truck and trailer – without a spotter.

Our factory-integrated trailer brake controller¹ uses braking input, vehicle speed, and information from the Anti-Lock Brake System (ABS) to balance the performance of the truck and electric trailer brakes.²

A Smart Trailer Tow Connector¹ provides instrument cluster alerts about trailer connection status, along with lighting and trailer battery alerts and warnings. If something needs attention, you'll know.

Class-exclusive BoxLink™¹ with locking cleats brings smart functionality to your pickup box. First, box sides are fortified to allow you to tie down items to the walls. Interface plates inside the box allow you to attach S hooks, E-Track™ straps and more. 4 removable and lockable premium cleats provide additional tie-down points to securely and flexibly tie down your cargo.

A bed divider¹ utilizes the BoxLink interface plates. Other features used with BoxLink include stowable ramps¹ that allow you to load dirt bikes and ATVs easily – without having to lift them. When done, stow the ramps with BoxLink.

Our industry-first remote tailgate release¹ with power remote locking opens the tailgate with your key fob. Lock, unlock and gradually lower it to a flat position, hands-free.

LED cargo box lighting¹ smartly illuminates the cargo box with forward-facing LEDs embedded in the box sides. Turn them on to help you quickly find tools and other items. They're particularly helpful with a tonneau cover.

Driver-assist features are supplemental and do not replace the driver's attention, judgment and need to control the vehicle. ¹Available feature. ²Trailer brake controller verified to be compatible with electrically actuated drum brakes and certain electric-over-hydraulic brake systems. See your Ford of Canada Dealer for details.

ENHANCE PRODUCTIVITY WITH SMART TECHNOLOGY.

Strategically placed cameras!¹ Ultrasonic sensors!¹ Sophisticated radar!¹ F-150 can employ them all to help you navigate a crowded job site, avoid collisions, stay in your lane and more.

Get a 360° view around your F-150 with our class-exclusive 360-degree camera with Split-view Display!¹ Great for tight spaces, it works at low speeds in Forward and Reverse.

Four cameras let you see all sides of the truck on the 8" colour screen that centres the instrument panel!¹ A front or rear view fills the left side of the screen. The 360° view is on the right. Control what view you see by pushing the "camera" button above the display. Visual guides help you see how close you are to objects around F-150 so that you can avoid them.

Monitor blind spots with BLIS® (Blind Spot Information System) with cross-traffic alert!¹ An amber light in the sideview mirrors² helps warn you when a vehicle is there.

Parallel park easier with class-exclusive active park assist!¹ This system helps you find a spot, then steers your F-150 into it while you control the gear shifter, and brake and accelerator pedals.

Get a heads-up from adaptive cruise control and collision warning with brake support!¹ This system helps maintain your choice of 4 preset gaps from the vehicle in front of you and can alert you to a potential collision. If one is detected, it flashes a warning on the windshield, sounds an alarm, and helps by pre-charging the brake system.



Driver-assist features are supplemental and do not replace the driver's attention, judgment and need to control the vehicle.

¹Available feature. ²BLIS replaces standard integrated blind spot mirrors.



THE MOST LUXURIOUS F-150 EVER.

Raised lettering on the hood, and 22" aluminum wheels, announce its arrival. Power-deployable running boards extend to greet your feet. Door-sill scuff plates with backlit LIMITED lettering usher the way inside. Welcome to the new 2016 F-150 LIMITED, with more standard technology and driver convenience features than any other light-duty pickup.

Multicontour front seats with Active Motion[®] display LIMITED badging. A twin-panel moonroof covers the cab, while a VIN plate on the centre console lid lets you know how unique your truck really is.

Luxurious leather trims the heated and cooled 10-way power front seats, the heated steering wheel, as well as the centre console lid and shifter knob. Genuine fiddleback eucalyptus wood trim accents and aluminum appliques complement the environment, as does Black carpet flooring with unique front and rear floor mats. From here, just sit back and enjoy the ultimate expression of F-150 power and prestige. The new 2016 Ford F-150 LIMITED.

ACTIVE MOTION SEATS



HEATED REAR SEATS



22" ALUMINUM WHEELS



LIMITED SuperCrew[®] 4x4. Mojave Luxury leather trim.

SYNC® 3. THE NEXT GENERATION IS HERE.

Standard on LARIAT, KING RANCH,™ PLATINUM and LIMITED, and optional on XLT, new SYNC 3 technology¹ brings enhanced next-level connectivity to F-150. In addition to all the benefits of the base SYNC system – placing and answering calls, and controlling music from your USB or smartphone – you'll love the innovative new features and easy-to-use new interface of SYNC 3.

New hardware meets new software on the easy-to-read 8" colour LCD touch screen that displays phone, audio and navigation² functions.

High-speed performance, including a capacitive touch screen with a convenient swipe feature, means you'll experience quick responses to your touch or voice commands.

Enhanced voice recognition lets you talk with simple, real-world commands and the system responds naturally to your voice, making hands-free calling that much easier.

Siri® seamless integration brings the power of Siri Eyes Free³ and your iPhone®³ into your vehicle.

Automatic updates over Wi-Fi®⁴ let you keep SYNC 3 up to date with the latest software as new updates become available.

SYNC. Say the word.™

Available on XL and standard on XLT, Ford SYNC¹ with a 4.2" screen delivers many of the great features found on SYNC 3, including:

Hands-free calling that lets you make a call with the simple push of a button along with the sound of your voice.

Automatic phone book download that transfers the names and numbers in your compatible phone automatically, once paired.

Voice-activated music commands that let you say what music you want to hear and listen to it easily with voice-activated search, or say "Bluetooth® audio" to stream content from your phone.

Plug-in capability with your MP3 player, USB or iPod.®

¹Available feature. Some mobile phones and some digital media players may not be fully compatible. Driving while distracted can result in loss of vehicle control. Only use SYNC systems/other devices, even with voice commands, when it is safe to do so. SYNC voice recognition and screens available in English, French and Spanish. Some features may be locked out while the vehicle is in motion. ²Available feature. ³You must have a Bluetooth-enabled phone paired to your SYNC system. ⁴Optional Navigation System map updates cannot be received via Wi-Fi and require a separate update. Data rates may apply.



A new capacitive touch screen with SYNC 3 has impressive responsiveness like a smartphone's swipe feature, as well as pinch-to-zoom functionality within navigation.²

Simple music access helps you find your favourite music fast. Through intelligent voice commands, SYNC 3 can automatically switch between music sources.

Easy destination entry within navigation² helps you locate your favourite restaurants, nearest ATM, closest fuel station and more.



ENHANCE WORK AND PLAY.

Day and night, the advanced features of the 2016 F-150 help you get more done, more easily.

Natural light from the twin-panel moonroof¹ accents standard LED lighting inside. Outside, class-exclusive LED sideview mirror spotlights¹ light your work site well into the night. Integrated into the mirrors, the spotlights provide the light needed to set up a campsite or finish a job after sunset. They join quad-beam LED headlamps,¹ and LED tail lamps.¹

Power up F-150 without turning a key with Intelligent Access with push-button start.¹ As long as you have the fob in your pocket, you can enter F-150 and start it. Power up tools and battery chargers with high-power 110-volt power outlets¹ that provide up to 400 watts.

Enjoy easy access to it all through SuperCab rear doors that swing open 170° – with no B-pillars to obstruct entry or loading. Utilize the only standard full-flat load floor² in the class, or convenient rear underseat storage.¹

The 8" colour productivity screen¹ is your command centre. Tabs at the top make navigation easy. Keep favourites front and centre with MyView. Just choose the screens you use most often (up to 7) and put them in one consolidated view. Check individual pressure in each tire with the standard Individual Tire Pressure Monitoring System.³ Not only will you be notified if any tire's pressure is low, but the system will tell you how low. Track towing information, such as vehicle pitch and steering angle, and profile up to 10 different trailers – including accumulated distance on each.

Listen to your favourites all across Canada with SiriusXM.^{®1} Your 6-month prepaid subscription gets you the best in audio entertainment including 100% commercial-free music from every genre, world-class news, sports, comedy and entertainment.⁴

¹Available feature. ²On SuperCab and SuperCrew[®] models. ³Excludes spare. ⁴SiriusXM subscriptions sold after 6-month prepaid period expires. Subscriptions are governed by SiriusXM Customer Agreement; see siriusxm.ca.



GO THE DISTANCE. OFF-ROAD OR ON.

Reducing weight in a truck results in many major benefits, including improved off-road capability. A substantially lighter vehicle gets over tough terrain with less effort.

Equip your F-150 to get out there with the FX4 Off-Road Package. An electronic-locking rear differential, underbody skid plates, Hill Descent Control,¹ and off-road-tuned shock absorbers get you ready for some serious, low-speed rock-crawling. The package also includes the FX4 Off-Road decal!¹

Monitor all the action on the class-exclusive off-road display in the 8" productivity screen.² Check your truck's pitch, roll, steering angle and driveline status.

To better navigate tight spots on the trail, just utilize the 360-degree camera with Split-view Display.^{2,3} 4 cameras give you a 360° bird's-eye view around F-150, helping you manoeuvre down narrow off-road trails. To keep your view clear of dust and mud, the forward-facing camera includes a lens washer that's activated when the windshield washers are used.

Driver-assist features are supplemental and do not replace the driver's attention, judgment and need to control the vehicle.
¹FX4 Off-Road decal not included when ordered with the XTR Package. ²Available feature.
³Can only be used at speeds up to 10 km/h.

ELECTRONIC-LOCKING  DIFFERENTIAL²

TRACTION  CONTROL

HILL DESCENT  CONTROL²

XLT SuperCrew® 4x4. Ingot Silver Metallic. FX4 Off-Road Package. Available equipment.



THE SAFEST F-150 EVER.

To help reduce crush into the passenger compartment in certain front, side and rear impacts, a masterful mix of high-strength, military-grade, aluminum alloys work together with a unique frame structure. A patented 12-sided design in the high-strength-steel front-frame horn helps improve front-impact protection, helping dissipate crash energy. Additional through-welded crossmembers bolster side-impact protection. An extruded rocker reinforcement helps reduce cab intrusion in certain front- and side-impacts, while roof strength is reinforced by a hydroformed roof rail supported by an extruded closed-section roof bow.

First-in-class inflatable rear safety belts¹ for outboard occupants join 6 standard airbags to enhance driver and passenger protection. To reduce injury risk in certain collisions, the fully inflated rear safety belt distributes crash energy across 5 times more of an occupant's body than a non-inflatable safety belt.

Add to your peace of mind with the knowledge that AdvanceTrac[®] with RSC[®] (Roll Stability Control[™]) is standard on every F-150. Providing enhanced vehicle stability in a wide range of conditions, the system selectively applies individual brakes and modifies engine power to help keep all 4 wheels firmly planted.²

¹Available feature. ²Remember that even advanced technology cannot overcome the laws of physics. It's always possible to lose control of a vehicle due to inappropriate driver input for the conditions.

F-150 SPECIFICATIONS



From L to R: XL Regular Cab 4x2, Oxford White. XLT SuperCab 4x4, Magnetic Metallic. LARIAT SuperCrew 4x4, Blue Jeans Metallic. Available equipment.

STANDARD FEATURES

Mechanical

160,000-kilometre tune-up interval (under normal driving conditions with routine fluid and filter changes)

Active Grille Shutter System (upper shutters with the 3.5L Ti-VCT V6 and 5.0L Ti-VCT V8 engines; upper and lower shutters with the 2.7L EcoBoost® and 3.5L EcoBoost engines)

Axle – Rear, non-limited slip

Brakes – Power 4-wheel vented-disc with ABS and electronic brakeforce distribution (EBD)

Easy Fuel® capless fuel filler

Engine block heater

Exhaust – Stainless steel exhaust system (major components)

Fail-Safe Engine Cooling System

Fuel tank – 87-litre capacity (4x2 and Regular Cab 122" WB 4x4)

Fuel tank – 136-litre capacity (Regular Cab 141" WB 4x4, SuperCab 4x4 and SuperCrew® 4x4)

Fully boxed steel frame

Hill start assist

Horn – Dual-note

Intelligent Oil Life Monitor™

Jack – 2-ton mechanical

Spare tire with underframe winch with safety catch

Steering – Electric power-assisted rack-and-pinion

Suspension – Front, long-spindle, double-wishbone coil-over-shock, independent

Suspension – Gas-pressurized twin-tube front and staggered outboard-mounted rear shock absorbers

Suspension – Rear, 2-stage variable rate leaf springs

Traction control

Trailer towing – 4-pin connector and ball-mounting provisions in rear bumper

Interior

Air conditioning

Assist/grab handles – Driver and right-front passenger

Assist/grab handles – Rear outboard positions (SuperCrew only)

Coat hooks (2)

Cupholders – Front, 1 in each front-door map pocket

Front-door map pockets

Gauges for fuel, oil pressure, transmission and engine coolant temperature; tachometer; speedometer; and odometer

Glove compartment with light

Lighting – Fade-to-off interior lighting

Lighting – Front dome/map lights

Power outlet – 12-volt powerpoint in front

Exterior

Headlamps – Daytime running lamps

Pickup box – Black box top and tailgate mouldings

Pickup box – Stake-bed pockets

Stone guards – Black, front and rear

Tailgate – Lockable and removable

Safety & Security

Personal Safety System™ for driver and right-front passenger includes dual-stage front airbags¹; safety belt pretensioners, safety belt energy-management retractors, safety belt usage sensors, driver's seat position sensor, crash severity sensor, restraint control module and Front-Passenger Sensing System²

AdvanceTrac® with RSC® (Roll Stability Control™) and Curve Control

Airbags – Front-seat side¹

Airbags – Safety Canopy® System with side-curtain airbags¹ for all rows and rollover sensor

Alert chimes for headlamps-on, key-in-ignition and safety belt

Belt-Minder™ front safety belt reminder

Brake/shift interlock

Fuel pump inertia shutoff

Individual Tire Pressure Monitoring System (excludes spare)

LATCH – Lower Anchors and Tether Anchors for Children

Safety belts – 3-point in front (all models) and rear (SuperCab and SuperCrew only)

SecuriLock® Passive Anti-Theft Engine Immobilizer System

Side-intrusion door beams (front on all models; front and rear on SuperCrew)

SOS Post-Crash Alert System™

Spare wheel/tire lock

Trailer sway control

POWERTRAINS

	3.5L Ti-VCT V6	2.7L EcoBoost V6	5.0L Ti-VCT V8	3.5L EcoBoost V6
Configuration	DOHC	DOHC	DOHC	SOHC
Electronic fuel injection	Sequential multiport	Sequential direct	Sequential multiport	Sequential direct
Induction system	Naturally aspirated	Twin-turbocharged intercooled	Naturally aspirated	Twin-turbocharged intercooled
Cylinders	6	6	8	6
Cylinder head	Aluminum	Aluminum	Aluminum	Aluminum
Block material	Aluminum	Compacted graphite iron (CGI)	Aluminum	Aluminum
Bore/Stroke	3.64"/3.45"	3.27"/3.27"	3.63"/3.65"	3.64"/3.45"
Compression ratio	10.8:1	10.0:1	10.5:1	10.0:1
Recommended fuel	Regular unleaded or E85	Regular unleaded	Regular unleaded or E85	Regular unleaded
Transmission	6-speed auto. with tow/haul and sport modes	SelectShift® auto. with progressive range select, and tow/haul and sport modes	SelectShift auto. with progressive range select, and tow/haul and sport modes	SelectShift auto. with progressive range select, and tow/haul and sport modes

	Regular Cab	SuperCab	SuperCrew	5½' Box Size	6½' Box Size	8' Box Size	40/20/40 split front seat	40/console/40 front bucket seats	40/console/40 front bucket seats with floor shifter
XL	<input type="checkbox"/>	<input type="checkbox"/>			<input type="checkbox"/>	<input type="checkbox"/>	<input checked="" type="checkbox"/>	<input type="checkbox"/>	
XLT	<input type="checkbox"/>	<input type="checkbox"/>	<input type="checkbox"/>	<input type="checkbox"/>	<input type="checkbox"/>	<input type="checkbox"/>	<input checked="" type="checkbox"/>	<input type="checkbox"/>	<input type="checkbox"/>
LARIAT		<input type="checkbox"/>	<input type="checkbox"/>	<input type="checkbox"/>	<input type="checkbox"/>	<input type="checkbox"/>	<input type="checkbox"/>		<input checked="" type="checkbox"/>
KING RANCH™			<input checked="" type="checkbox"/>	<input type="checkbox"/>	<input type="checkbox"/>				<input checked="" type="checkbox"/>
PLATINUM			<input checked="" type="checkbox"/>	<input type="checkbox"/>	<input type="checkbox"/>				<input checked="" type="checkbox"/>
LIMITED			<input checked="" type="checkbox"/>	<input checked="" type="checkbox"/>					<input checked="" type="checkbox"/>

■ Standard □ Available

¹Always wear your safety belt and follow airbag warning label instructions. ²Right-front-passenger seat only.



XL SuperCab 4x4. Magnetic Metallic. XL Sport Package. 20" aluminum wheels. Available equipment.

XL SuperCab 4x4. Dark Earth Grey cloth trim. Available equipment.

Equipment Group 100A

Includes all standard features, plus:

Mechanical

3.5L Ti-VCT V6 engine and electronic 6-speed automatic transmission with tow/haul and sport modes (n/a with SuperCab 164" WB)

2.7L EcoBoost® V6 engine with Auto Start-Stop and 6-speed SelectShift® automatic transmission with progressive range select, and tow/haul and sport modes (4x2 SuperCab 164" WB)

5.0L Ti-VCT V8 engine and 6-speed SelectShift automatic transmission with progressive range select, and tow/haul and sport modes (4x4 SuperCab 164" WB)

Electronic shift-on-the-fly (ESOF) with neutral towing capability (4x4 only)

Parking brake – Electric (3.5L Ti-VCT and 2.7L EcoBoost engines)

Parking brake – Mechanical (5.0L Ti-VCT and 3.5L EcoBoost engines)

17" Silver steel wheels

245/70R17 BSW all-season tires (4x2 only)

265/70R17 OWL all-terrain tires (4x4 only)

Seating

Front – Cloth 40/20/40 split seat with folding armrest, 2-way manual seats and 2-way adjustable head restraints

Rear – 60/40 split flip-up seat (SuperCab only)

Interior

AM/FM stereo with clock (includes 4 speakers on Regular Cab and 6 speakers on SuperCab)

Climate controls – Manual single-zone

Cupholders – Front, 2 deployable under centre seat or in floor console

Display – 2.3" productivity screen in instrument cluster

Display – 4.2" screen with audio controls in centre stack

Display – Outside temperature

Door-sill scuff plates – Black

Flooring – Black vinyl

Locks – Manual door and tailgate

Mirror – Day/night rearview

Steering column – Manual-tilt/-telescoping with manual locking

Steering wheel – Black urethane

Visors – Driver and front-passenger with passenger-side vanity mirror

Window – Rear, fixed glass with solar tint

Windows – 2nd-row fixed (SuperCab only)

Windows – Manual

Exterior

Bumper – Front, Carbon Black with Carbon Black moulded upper fascia

Bumper – Rear step, Carbon Black

Door and tailgate handles – Carbon Black

Grille – Carbon Black insert, surround and mesh

Headlamps – Halogen

Mirrors – Manual-folding sideview with manual glass and black mirror caps

Pickup box – 4 cargo tie-downs, black

Pickup box – Centre high-mounted stop lamp with integrated cargo lamp

Tow hooks – 2 in front, black (4x4 only)

Windshield wipers – Intermittent

Available Options

Mechanical

2.7L EcoBoost V6 engine with Auto Start-Stop and 6-speed SelectShift automatic transmission with progressive range select, and tow/haul and sport modes (Regular Cab 122" WB and 141" WB, and SuperCab 145" WB)

5.0L Ti-VCT V8 engine and 6-speed SelectShift automatic transmission with progressive range select, and tow/haul and sport modes (4x4 Regular Cab 122" WB and 141" WB, 4x4 SuperCab 145" WB, and all 4x2)

3.5L EcoBoost V6 engine and 6-speed SelectShift automatic transmission with progressive range select, and tow/haul and sport modes (n/a with Regular Cab 122" WB)

Axle – Rear, electronic-locking

Axle – Rear, higher-ratio

Snow Plow Prep (requires 5.0L engine; 4x4 only)

Trailer brake controller (requires Class IV Trailer Hitch or Trailer Tow Package; included with Max. Trailer Tow Package)

18" Silver heavy-duty aluminum wheels and 275/65R18 OWL tires (requires 101A and Heavy-Duty Payload Package)

20" machined aluminum wheels with Silver-painted pockets and 275/55R20 tires (BSW all-season on 4x2; OWL all-terrain on 4x4) (requires 101A and XL Chrome or XL Sport Package; n/a with 3.5L Ti-VCT engine)

LT245/70R17E BSW all-terrain tires

Seating

Front – Cloth bucket seats with flow-through centre console and steering column-mounted shifter (SuperCab only)

Front – Vinyl 40/20/40 split seat with folding armrest

Front – Vinyl bucket seats with flow-through centre console and steering column-mounted shifter (SuperCab only)

Interior

AM/FM stereo/single-CD player with clock (includes 4 speakers on Regular Cab and 6 speakers on SuperCab) and SiriusXM® with 6-month prepaid subscription (requires 101A)

Flooring – Colour-coordinated carpet with carpeted floor mats (requires 101A)

Flooring – Full-coverage rubber floor mats (requires 101A and colour-coordinated carpet with carpeted floor mats)

Power outlet – 110-volt/400-watt (1 on centre stack with 40/20/40 split front seat; additional 1 on back of centre console with front bucket seats with flow-through centre console; requires 101A; SuperCab only)

Window – Rear, power-sliding with privacy tint and defroster (includes overhead console; requires 101A; SuperCab only)

Exterior

Bed divider (requires BoxLink™; n/a with stowable loading ramps)

Bedliner – Plastic drop-in

Bedliner – Tough Bed® spray-in bedliner

Box side steps

BoxLink with 4 premium locking cleats

Cab steps – Black platform running boards

Fog lamps (requires 101A)

Ford Telematics™ powered by Telogis®¹ fleet tracking system with 1 year of service

Mirrors – Manual-folding sideview with power, heated glass, integrated turn signal indicators, high-intensity LED security approach lamps, LED spotlights, driver's side auto-dimming feature, and black mirror caps (requires 101A)

Mirrors – Manual-folding/-telescoping trailer tow with manual glass and black mirror caps (requires 100A and Trailer Tow Package or Max. Trailer Tow Package; n/a with 3.5L Ti-VCT engine or Regular Cab 122" WB)

Mirrors – Manual-folding/-telescoping trailer tow with power, heated glass, integrated turn signal indicators, high-intensity LED security approach lamps, LED spotlights, and black mirror caps (requires 101A and Trailer Tow Package or Max. Trailer Tow Package; n/a with 3.5L Ti-VCT engine or Regular Cab 122" WB)

Rear view camera with dynamic hitch assist (requires 101A)

Reverse Sensing System (requires 101A, and Class IV Trailer Hitch, Trailer Tow Package or Max. Trailer Tow Package)

Skid plates – Front differential, transfer case and fuel tank (included in FX4 Off-Road Package; 4x4 only)

Stowable loading ramps (requires BoxLink; n/a with bed divider)

Tailgate step includes step, grab bar and tailgate lift assist

Wheel well liners, rear

Available Equipment Group

Equipment Group 101A – AM/FM stereo/single-CD player with clock and auxiliary audio input jack (includes 4 speakers on Regular Cab and 6 speakers on SuperCab) + cruise control + 4.2" productivity screen in instrument cluster + Ford SYNC® Enhanced Voice Recognition Communications and Entertainment System with 911 Assist® and 1 smart-charging USB port + **Power Equipment Group** includes power door locks with autolock; power tailgate lock; Remote Keyless Entry System with 2 integrated key transmitter remotes; power windows; manual-folding sideview mirrors with power glass; illuminated Entry System; automatic on/off headlamps with rainlamp feature; MyKey®; and perimeter anti-theft alarm

¹Ford Licensed Accessory.

XLT

Equipment Group 300A

Includes select XL features, plus:

Mechanical

3.5L Ti-VCT V6 engine and electronic 6-speed automatic transmission with tow/haul and sport modes (n/a with SuperCab 164" WB and SuperCrew[®] 157" WB)

2.7L EcoBoost[®] V6 engine with Auto Start-Stop and 6-speed SelectShift[®] automatic transmission with progressive range select, and tow/haul and sport modes (4x2 SuperCab 164" WB and 4x2 SuperCrew 157" WB)

5.0L Ti-VCT V8 engine and 6-speed SelectShift automatic transmission with progressive range select, and tow/haul and sport modes (4x4 SuperCab 164" WB and 4x4 SuperCrew 157" WB)

17" Silver-painted aluminum wheels

Seating

Front – Cloth 40/20/40 split seat with folding armrest and storage, manual lumbar, and 4-way adjustable head restraints

Interior

AM/FM stereo/single-CD player with clock (includes 5 speakers on Regular Cab and 7 speakers on SuperCab and SuperCrew)

SiriusXM[®] with 6-month prepaid subscription

Ford SYNC[®] Enhanced Voice Recognition Communications and Entertainment System with 911 Assist[®] and 1 smart-charging USB port

Accessory delay for power features

Cruise control

Display – Compass

Door-sill scuff plates – Colour-coordinated

Driver and right-front-passenger seat back map pockets

Flooring – Colour-coordinated carpet

Flooring – Colour-coordinated carpeted floor mats

Lighting – Illuminated entry

Locks – Power door with autolock and power tailgate

MyKey[®]

Overhead console with storage bins and map lights (SuperCab and SuperCrew only)

Visors – Driver and front-passenger with covered vanity mirrors

Window – Rear, fixed glass with privacy tint

Windows – Power with front one-touch-up/-down

Exterior

Bumper – Front, chrome with body-colour upper fascia

Bumper – Rear, chrome

Fog lamps

Grille – Chrome insert and surround with black mesh

Headlamps – Autolamp automatic on/off with rainlamp feature

Mirrors – Manual-folding sideview with power glass and black mirror caps

Safety & Security

Illuminated Entry System

Perimeter anti-theft alarm

Remote Keyless Entry System with 2 integrated key transmitter remotes with panic button

SecuriCode[™] keyless entry keypad

Available Options

Mechanical

2.7L EcoBoost V6 engine with Auto Start-Stop and 6-speed SelectShift automatic transmission with progressive range select, and tow/haul and sport modes (Regular Cab 122" WB and 141" WB, SuperCab 145" WB and SuperCrew 145" WB)

5.0L Ti-VCT V8 engine and 6-speed SelectShift automatic transmission with progressive range select, and tow/haul and sport modes

3.5L EcoBoost V6 engine and 6-speed SelectShift automatic transmission with progressive range select, and tow/haul and sport modes (n/a with Regular Cab 122" WB)

Axle – Rear, electronic-locking

Axle – Rear, higher-ratio

Pro Trailer Backup Assist[™] with trailer hookup lamp, rear view camera, and 4.2" productivity screen in the instrument cluster (requires Class IV Trailer Hitch; included with Trailer Tow and Max. Trailer Tow Packages)

Snow Plow Prep (requires 5.0L engine; 4x4 only)

Trailer brake controller (requires Class IV Trailer Hitch or Trailer Tow Package; included with Max. Trailer Tow Package)

20" 6-spoke premium painted aluminum wheels with 275/55R20 BSW tires (all-season on 4x2; all-terrain on 4x4) (requires 301A or 302A, and XLT Sport Package)

20" chrome-like PVD wheels with 275/55R20 tires (BSW all-season on 4x2; OWL all-terrain on 4x4) (requires 301A or 302A, and XTR Package; n/a with 3.5L Ti-VCT engine)

20" machined aluminum wheels with Silver-painted pockets and 275/55R20 tires (BSW all-season on 4x2; OWL all-terrain on 4x4) (requires 301A; SuperCab and SuperCrew only; n/a with 3.5L Ti-VCT engine, XTR Package or XLT Sport Package)

LT245/70R17E BSW all-terrain tires (requires 300A or 301A)

LT275/65R18C OWL all-terrain tires (requires XTR Package or XLT Sport Package)

Seating

Front – Cloth bucket seats with flow-through centre console and steering column-mounted shifter (SuperCab and SuperCrew only; n/a with XLT Sport Package)

Interior

Voice-activated Navigation System with pinch-to-zoom capability (requires SYNC 3)

SYNC 3 Enhanced Voice Recognition Communications and Entertainment System includes one 8" colour LCD touch screen in centre stack with swiping capability, 911 Assist, AppLink[™] 2 smart-charging USB ports, and one 4.2" productivity screen in the instrument cluster (requires 301A; included with 302A)

Audio Upgrade by KICKER[®] includes 10" subwoofer with an integrated 200-watt RMS digital amplifier (SuperCab and SuperCrew only)

Flooring – Black vinyl (requires 300A or 301A)

Flooring – Full-coverage rubber floor mats (n/a with black vinyl flooring)

Power outlet – 110-volt/400-watt (1 on centre stack with 40/20/40 split front seat; additional 1 on back of centre console with front bucket seats with flow-through centre console; included with 302A; n/a with Regular Cab or 300A)

Window – Rear, fixed with privacy tint and defroster (requires 300A; included on 301A)

Window – Rear, power-sliding with privacy tint and defroster (requires 301A; included with 302A; SuperCab and SuperCrew only)

Exterior

Bed divider (requires BoxLink[™]; n/a with stowable loading ramps)

Bedliner – Plastic drop-in

Bedliner – Tough Bed[®] spray-in bedliner

BLIS[®] (Blind Spot Information System) with cross-traffic alert (requires 302A; n/a with trailer tow mirrors)

Box side steps

BoxLink with 4 premium locking cleats (included with 301A and 302A)

Cab steps – Black platform running boards (requires 300A or 301A; n/a with XTR or XLT Sport Packages)

Cab steps – Chrome step bars (requires 300A or 301A; SuperCab and SuperCrew only; n/a with XLT Sport Package)

Ford Telematics[™] powered by Telogis[®] fleet tracking system with 1 year of service

Mirrors – Manual-folding sideview with power, heated glass, integrated turn signal indicators, driver's side auto-dimming feature, and black mirror caps (includes auto-dimming rearview mirror; included with 301A and 302A)

Mirrors – Manual-folding sideview with power, heated glass, integrated turn signal indicators, high-intensity LED security approach lamps, LED spotlights, driver's side auto-dimming feature, and black mirror caps (includes auto-dimming rearview mirror)

Mirrors – Manual-folding/-telescoping trailer tow with power, heated glass, integrated turn signal indicators, high-intensity LED security approach lamps, LED spotlights, and black mirror caps (requires Trailer Tow Package or Max. Trailer Tow Package; n/a with 3.5L Ti-VCT engine or Regular Cab 122" WB)

Moonroof – Single-panel² (requires power-sliding rear window, and 301A or 302A; SuperCab only)

Moonroof – Twin-panel² (requires power-sliding rear window, and 301A or 302A; SuperCrew only)

Pickup box – LED box lighting (requires 301A; included with 302A)

Rear view camera with dynamic hitch assist (included with 301A and 302A)

Remote Start System (included with 302A)

Reverse Sensing System (requires 301A, and Class IV Trailer Hitch, Trailer Tow Package or Max. Trailer Tow Package; included with 302A)

Skid plates (4x4 only; included in FX4 Off-Road Package)

Stowable bed extender

Stowable loading ramps (requires BoxLink; n/a with bed divider)

Tailgate step includes step, grab bar and tailgate lift assist

Two-tone paint (n/a with 300A or XLT Sport Package)

Wheel-well liners, rear

Safety & Security

Inflatable rear safety belts in rear outboard seating positions (requires 301A or 302A; SuperCrew only)

Available Equipment Groups

Equipment Group 301A – fixed rear window glass with privacy tint and defroster + 8-way power driver's seat with power lumbar + 4.2" productivity screen in the instrument cluster + manual-folding sideview mirrors with power, heated glass, integrated turn signal indicators, driver's side auto-dimming feature, and black mirror caps + auto-dimming rearview mirror + leather-wrapped steering wheel + rear view camera with dynamic hitch assist + power-adjustable pedals + rear underseat storage (SuperCab and SuperCrew only) + BoxLink with 4 premium locking cleats + **Trailer Tow Package** (see Packages page for contents)

Equipment Group 302A – (SuperCab and SuperCrew only) includes all content of 301A + SYNC 3 Enhanced Voice Recognition Communications and Entertainment System includes one 8" colour LCD touch screen in centre stack with swiping capability, 911 Assist, AppLink, and 2 smart-charging USB ports + Remote Start System + Reverse Sensing System + 10-way power, heated driver and front-passenger seats + 110-volt/400-watt power outlet on centre stack + power-sliding rear window with privacy tint and defroster + LED box lighting + **XTR Package** (See Packages page for contents)



XLT SuperCrew 4x4. Caribou Metallic. XTR Package. Available equipment.

XLT SuperCrew 4x4. Medium Earth Grey cloth trim. Available equipment.

¹Ford Licensed Accessory. ²Late availability on 301A.



LARIAT SuperCrew 4x4. Ingot Silver Metallic. LARIAT Chrome Package. Available equipment.

LARIAT SuperCrew 4x4. Medium Light Camel leather trim. SYNC 3. Available equipment.

Equipment Group 500A
Includes select XLT features, plus:

Mechanical

2.7L EcoBoost® V6 engine with Auto Start-Stop and 6-speed SelectShift® automatic transmission with progressive range select, and tow/haul and sport modes (SuperCab 145" WB, SuperCrew® 145" WB, 4x2 SuperCab 164" WB and 4x2 SuperCrew 157" WB)

5.0L Ti-VCT V8 engine and 6-speed SelectShift automatic transmission with progressive range select, and tow/haul and sport modes (4x4 SuperCab 164" WB and 4x4 SuperCrew 157" WB)

2-speed automatic 4WD with neutral towing capability (4x4 only)

Trailer towing – **Trailer Tow Package** includes 4-pin/7-pin wiring harness, class IV trailer hitch, Smart Trailer Tow Connector, Pro Trailer Backup Assist™ with trailer hookup lamp, auxiliary transmission oil cooler, and upgraded radiator and front stabilizer bar

18" machined aluminum wheels with Silver-painted pockets

265/60R18 BSW all-season tires (4x2 only)

275/65R18 OWL all-terrain tires (4x4 only)

Seating

Front – Leather-trimmed, heated and cooled 10-way power-adjustable driver and front-passenger bucket seats with power lumbar

Front – Memory driver's seat

Rear – 60/40 split flip-up rear seat with leather seating surfaces, underseat storage, and folding armrest with cupholders (SuperCrew)

Rear – 60/40 split flip-up rear seat with underseat storage (SuperCab)

Interior

SYNC® 3 Enhanced Voice Recognition Communication and Entertainment System includes one 8" touch screen in centre stack with swiping capability, 911 Assist® AppLink™ 2 smart-charging USB ports, and one 8" colour LCD productivity screen in the instrument cluster

Ambient lighting

Centre console – Flow-through with floor shifter and 110-volt/400-watt power outlet

Dual-zone electronic automatic temperature control

Intelligent Access with push-button start

Mirror – Auto-dimming rearview

Overhead console with storage bins, map lights, and rear window controls

Power-adjustable accelerator and brake pedals with memory

Power outlet – 110-volt/400-watt on centre stack

Steering wheel – Black leather-wrapped with 5-way audio controls

Visors – Driver and front-passenger side visors with covered, illuminated vanity mirrors

Window – Rear, power-sliding with privacy tint and defroster

Woodgrain interior trim accents

Exterior

BoxLink™ with 4 premium locking cleats

Door and tailgate handles – Body-colour

Grille – Chrome 3-bar style insert and surround with black mesh

Mirrors – Power-folding sideview with power, heated glass, memory, integrated turn signal indicators, high-intensity LED security approach lamps, driver's side auto-dimming feature, and body-colour mirror caps

Pickup box – LED box lighting

Rear view camera with dynamic hitch assist

Remote Start System

Reverse Sensing System

Tailgate – Remote release with power lock

Wheel-lip mouldings – Body-colour

Safety & Security

Advanced Security Pack includes SecurILock® Passive Anti-Theft Engine Immobilizer System and InclinatioN/Intrusion Sensors

Available Options

Mechanical

5.0L Ti-VCT V8 engine and 6-speed SelectShift automatic transmission with progressive range select, and tow/haul and sport modes

3.5L EcoBoost Ti-VCT engine and 6-speed SelectShift automatic transmission with progressive range select, and tow/haul and sport modes

Axle – Rear, electronic-locking

Axle – Rear, higher ratio

Snow Plow Prep (requires 5.0L engine; 4x4 only; electronic shift-on-the-fly [ESOF] replaces 2-speed automatic 4WD)

Trailer brake controller (requires Class IV Trailer Hitch or Trailer Tow Package; included with Max. Trailer Tow Package)

20" 6-spoke premium painted aluminum wheels with 275/55R20 BSW tires (all-season on 4x2; all-terrain on 4x4) (requires 501A or 502A, and LARIAT Sport Package)

20" chrome-like PVD wheels with 275/55R20 tires (BSW all-season on 4x2; OWL all-terrain on 4x4) (requires 501A or 502A, and LARIAT Chrome Package)

20" machined aluminum wheels with Silver-painted pockets and 275/55R20 tires (BSW all-season on 4x2; OWL all-terrain on 4x4) (requires 500A or 501A; n/a with LARIAT Chrome Package)

LT275/65R18C OWL all-terrain tires

Seating

Front – Leather-trimmed heated and cooled 10-way power-adjustable 40/20/40 split bench seat with power lumbar and column shifter (deletes flow-through centre console) (requires 500A or 501A; n/a with LARIAT Sport Package)

Interior

Audio System from Sony® with single-CD player, 10 speakers and subwoofer (included with 501A and 502A)

Voice-activated Navigation System with pinch-to-zoom capability (included with 501A and 502A)

Flooring – Full-coverage rubber floor mats

Exterior

Active park assist (requires 502A, and Technology Package)

Adaptive cruise control and collision warning with brake support (requires 502A; n/a with 2.7L EcoBoost engine)

Bed divider (n/a with stowable loading ramps)

Bedliner – Plastic drop-in

Bedliner – Tough Bed® spray-in bedliner

BLIS® (Blind Spot Information System) with cross-traffic alert (included with 501A and 502A)

Box side steps

Cab steps – Chrome angular (requires 500A or 501A)

Cab steps – Power-deployable running boards (requires 502A; SuperCrew only; n/a with Ford Telematics™)

Ford Telematics powered by Telogis® fleet tracking system with 1 year of service (n/a with LARIAT Special Edition Package)

LED sideview mirror spotlights with high-intensity LED security approach lamps (included with 501A and 502A)

Mirrors – PowerScope® power-telescoping/-folding trailer tow with power, heated glass, integrated turn signal indicators, high-intensity LED security approach lamps, LED spotlights, and black mirror caps (requires Trailer Tow Package or Max. Trailer Tow Package; chrome mirror caps with LARIAT Chrome Package))

Moonroof – Single-panel (SuperCab only)

Moonroof – Twin-panel (SuperCrew only)

Skid plates (4x4 only; included in FX4 Off-Road Package)

Stowable bed extender

Stowable loading ramps (n/a with bed divider)

Tailgate step includes step, grab bar and tailgate lift assist

Two-tone paint includes accent-colour bumpers and wheel-lip mouldings (n/a with LARIAT Sport Package)

Wheel-well liners, rear

Safety & Security

Inflatable rear safety belts in rear outboard seating positions (SuperCrew only)

Available Equipment Groups

Equipment Group 501A – BLIS (Blind Spot Information System) with cross-traffic alert + dual power glass, power-folding, heated sideview mirrors with integrated turn signal indicators, driver's side auto-dimming feature, high-intensity LED security approach lamps, LED spotlights, and body-colour mirror caps + universal garage door opener + Audio System from Sony with single-CD player, 10 speakers and subwoofer + voice-activated Navigation System with pinch-to-zoom capability

Equipment Group 502A (n/a with SuperCab 164" WB) – Includes all content of 501A + heated rear outboard seats (SuperCrew only) + power-tilt/-telescoping steering column with memory + heated steering wheel + high-intensity quad-beam LED headlamps with auto high beams + LED tail lamps + rain-sensing windshield wipers + **LARIAT Chrome Package** (see Packages page for content; can be replaced with LARIAT Sport Package)

*Ford Licensed Accessory.

KING RANCH™

Equipment Group 600A

Includes select LARIAT features, plus:

Mechanical

5.0L Ti-VCT 4-valve V8 FFV engine and 6-speed SelectShift® automatic transmission with progressive range select, and tow/haul and sport modes

2-speed automatic 4WD with neutral towing capability

Trailer brake controller

18" machined aluminum wheels with Silver-painted pockets and KING RANCH logo centre caps

Seating

Antiqued Mesa Brown leather-trimmed seats with running "W" logo on seat backs

Rear – Heated outboard seats

Interior

Audio System from Sony® with single-CD player, 10 speakers and subwoofer

Voice-activated Navigation System with pinch-to-zoom capability

Centre console – Flow-through with Antiqued Mesa Brown leather-trimmed lid and floor shifter knob

Door-sill scuff plates – Metallic insert with KING RANCH lettering and running "W" logo

Flooring – Front and rear carpeted floor mats with KING RANCH logo

Genuine Khaya wood interior trim accents

Steering column – Power-tilt/-telescoping with memory

Steering wheel – Antiqued Mesa Brown leather-wrapped with heat

Universal garage door opener

Exterior

Bumper – Front, Caribou with chrome insert and body-colour upper fascia

Bumper – Rear, Caribou

Cab steps – Caribou 6" angular

Exhaust tip – Chrome

Grille – Chrome 3-bar style insert and surround with accent-colour mesh

Headlamps – Quad-beam LED

KING RANCH door and tailgate badges

Mirrors – Power-folding, sideview with power, heated glass, memory, integrated turn signal indicators, high-intensity LED security approach lamps, LED spotlights, driver's side auto-dimming feature, and body-colour mirror caps

Pickup box – LED centre high-mounted stop lamp with integrated cargo lamp

Tail lamps – LED

Two-tone paint with Caribou lower accent colour

Wheel-lip mouldings – Caribou

Available Options

Mechanical

3.5L EcoBoost® Ti-VCT engine and 6-speed SelectShift automatic transmission with progressive range select, and tow/haul and sport modes

Axle – Rear, electronic-locking

Axle – Rear, higher ratio

20" chrome-like PVD wheels and 275/55R20 OWL all-terrain tires (requires 600A and KING RANCH Chrome Package)

20" machined aluminum wheels with Light Caribou-painted pockets and 275/55R20 OWL all-terrain tires (included with 601A)

LT275/65R18C OWL all-terrain tires (requires 600A)

Interior

Flooring – Full-coverage rubber floor mats

Exterior

Active park assist (requires 601A, and Technology Package)

Adaptive cruise control and collision warning with brake support

Bed divider (n/a with stowable loading ramps)

Bedliner – Plastic drop-in

Bedliner – Tough Bed® spray-in bedliner

BLIS® (Blind Spot Information System) with cross-traffic alert (included with 601A)

Box side steps

Cab steps – Power-deployable running boards (requires KING RANCH Chrome Package)

Mirrors – PowerScope® power-telescoping/-folding trailer tow with power, heated glass, integrated turn signal indicators, high-intensity LED security approach lamps, LED spotlights, and chrome mirror caps (requires Trailer Tow Package or Max. Trailer Tow Package)

Moonroof – Twin-panel

Skid plates (included in FX4 Off-Road Package)

Stowable bed extender

Stowable loading ramps (n/a with bed divider)

Tailgate step includes step, grab bar and tailgate lift assist (included with 601A)

Wheel-well liners, rear

Safety & Security

Inflatable rear safety belts in rear outboard seating positions (included with 601A)

Available Equipment Group

Equipment Group 601A – Tailgate step includes step, grab bar and tailgate lift assist + BLIS® (Blind Spot Information System) with cross-traffic alert + Multicontour front seats with Active Motion® + inflatable rear safety belts in rear outboard seating positions + auto high-beam headlamps + rain-sensing windshield wipers + 20" machined aluminum wheels with Light Caribou-painted pockets + 275/55R20 OWL all-terrain tires



KING RANCH SuperCrew® 4x4. Green Gem Metallic. KING RANCH Monochromatic Paint Package. Available equipment.

KING RANCH SuperCrew 4x4. Antiqued Mesa Brown leather trim. Available equipment.

PLATINUM



PLATINUM SuperCrew® 4x4. Ruby Red Metallic Tri-coat. Available equipment.

PLATINUM SuperCrew 4x4. Brunello luxury leather trim. SYNC® 3. Available equipment.

Equipment Group 700A
Includes select LARIAT features, plus:

Mechanical

5.0L Ti-VCT V8 engine and 6-speed SelectShift® automatic transmission with progressive range select, and tow/haul and sport modes

2-speed automatic 4WD with neutral towing capability

Trailer brake controller

20" polished aluminum wheels

275/55R20 BSW all-terrain tires

Seating

Luxury leather-trimmed seats

Front – Multicontour seats with Active Motion® and PLATINUM logo on seat backs

Rear – Heated outboard seats

Interior

Audio System from Sony® with single-CD player, 10 speakers and subwoofer

Voice-activated Navigation System with pinch-to-zoom capability

Aluminum appliqué on centre panel and console

Ambient lighting

Centre console – Flow-through with leather-trimmed lid and floor shifter knob

Door-sill scuff plates – Metallic insert with PLATINUM lettering

Flooring – Premium carpeted floor mats

Genuine Figured Eucalyptus wood interior trim accents

Steering column – Power-tilt/-telescoping with memory

Steering wheel – Heated

Universal garage door opener

Exterior

BLIS® (Blind Spot Information System) with cross-traffic alert

Bright beltline mouldings

Bumper – Front, body-colour with chrome insert and body-colour upper fascia

Bumper – Rear, body-colour

Cab steps – Power-deployable running boards

Door and tailgate handles – Chrome

Exhaust tip – Chrome

Grille – Satin-finish 3-bar style insert with chrome accents, satin-finish surround and bright mesh

Headlamps – Quad-beam LED with auto high beams

Mirrors – Power-folding sideview with power, heated glass, memory, integrated turn signal indicators, high-intensity LED security approach lamps, LED spotlights, driver's side auto-dimming feature, and chrome mirror caps

Pickup box – LED centre high-mounted stop lamp with integrated cargo lamp

PLATINUM fender badges

Tail lamps – LED

Tailgate – Satin-finish appliqué with PLATINUM lettering

Tailgate step with grab bar and tailgate lift assist

Tow hooks – 2 in front, chrome

Windshield wipers – Rain-sensing

Safety & Security

Inflatable rear safety belts in rear outboard seating positions

Available Options

Mechanical

3.5L EcoBoost® V6 engine and 6-speed SelectShift automatic transmission with progressive range select, and tow/haul and sport modes

Axle – Rear, electronic-locking

Axle – Rear, higher ratio

Interior

Flooring – Full-coverage rubber floor mats

Exterior

Active park assist (requires Technology Package)

Adaptive cruise control and collision warning with brake support

Bed divider (n/a with stowable loading ramps)

Bedliner – Plastic drop-in

Bedliner – Tough Bed® spray-in bedliner

Box side steps

Mirrors – PowerScope® power-telescoping/-folding trailer tow with power, heated glass, integrated turn signal indicators, high-intensity LED security approach lamps, LED spotlights, and chrome mirror caps (requires Trailer Tow Package or Max. Trailer Tow Package)

Moonroof – Twin-panel

Skid plates (included with FX4 Off-Road Package)

Stowable bed extender

Stowable loading ramps (n/a with bed divider)

Wheel-well liners, rear

LIMITED¹

Equipment Group 900A

Includes select LARIAT features, plus:

Mechanical

3.5L EcoBoost® engine and 6-speed SelectShift® automatic transmission with progressive range select, and tow/haul and sport modes

2-speed automatic 4WD with neutral towing capability

Trailer brake controller

22" polished aluminum wheels

275/45R22 BSW all-season tires

Seating

Mojave luxury leather-trimmed seats

Front – Multicontour seats with Active Motion® and LIMITED badge on seat backs

Rear – Heated outboard seats

Interior

Audio System from Sony® with single-CD player, 10 speakers and subwoofer

Voice-activated Navigation System with pinch-to-zoom capability

Adaptive cruise control and collision warning with brake support

Aluminum appliqués on centre panel and console

Centre console – Flow-through with leather-trimmed lid with VIN plate and floor shifter with leather-wrapped knob

Door-sill scuff plates – Metallic insert with illuminated LIMITED lettering

Flooring – Premium carpeted floor mats

Genuine Figured Eucalyptus with Gradation wood interior trim accents

Steering column – Power-tilt/-telescoping with memory and electronic locking

Steering wheel – Heated

Technology Package includes Lane-Keeping System and 360-degree camera with Split-view Display and dynamic hitch assist

Universal garage door opener

Exterior

Active park assist

BLIS® (Blind Spot Information System) with cross-traffic alert

Bright beltline mouldings

Bumper – Front, body-colour with chrome insert and body-colour upper fascia

Bumper – Rear, body-colour

Cab steps – Power-deployable running boards

Door and tailgate handles – Satin-finish

Exhaust tip – Satin-finish

Grille – Satin-finish 3-bar style insert with chrome accents, chrome surround and black mesh

Headlamps – Quad beam LED with auto high beams

LIMITED hood lettering

Mirrors – Power-folding sideview with power, heated glass, memory, integrated turn signal indicators, high-intensity LED security approach lamps, LED spotlights, driver's side auto-dimming feature, and body-colour mirror caps

Moonroof – Twin-panel

Pickup box – LED centre high-mounted stop lamp with integrated cargo lamp

Tailgate – Satin-finish appliqué with bright chrome LIMITED lettering

Tailgate step with step, grab bar and tailgate lift assist

Tail lamps – LED

Tow hooks – 2 in front, chrome

Windshield wipers – Rain-sensing

Safety & Security

Inflatable safety belts in rear outboard seating positions

Available Options

Mechanical

Axle – Rear, electronic-locking

Axle – Rear, higher ratio

Interior

Full-coverage rubber floor mats

Exterior

Bed divider (n/a with stowable loading ramps)

Bedliner – Plastic drop-in

Bedliner – Tough Bed® spray-in bedliner

Box side steps

Skid plates

Stowable bed extender

Stowable loading ramps (n/a with bed divider)

Wheel-well liners, rear



LIMITED SuperCrew® 4x4. White Platinum Metallic Tri-coat. Available equipment.

LIMITED SuperCrew 4x4. Mojave Luxury leather trim. SYNC® 3. Available equipment.

¹Late availability.

PACKAGES

XL Appearance

XL Chrome Package (requires 101A; n/a with XL Sport Package or Heavy-Duty Payload Package) includes chrome front bumper with body-colour upper fascia, chrome rear bumper, fog lamps, and 17" Silver-painted aluminum wheels

XL Sport Package (requires 101A; n/a with XL Chrome Package or Heavy-Duty Payload Package) includes body-colour front bumper and upper fascia, body-colour rear bumper, fog lamps, 17" Silver-painted aluminum wheels, and SPORT box decals (decals not included when ordered with the FX4 Off-Road Package)

XL Appearance

XTR Package (n/a with Regular Cab, XLT Sport Package or Heavy-Duty Payload Package) includes chrome billet-style grille and surround with black mesh insert, chrome front tow hooks (4x4), 18" chrome-like PVD wheels, 265/60R18 BSW all-season tires (4x2), 275/65R18 OWL all-terrain tires (4x4), chrome door handles with black bezel, 5" chrome cab steps, chrome exhaust tip, and XTR box decals

XLT Sport Package (requires 301A or 302A; restrictions apply) includes Black billet-style grille with body-colour surround and black mesh insert; body-colour bumpers, front upper fascia, door handles and wheel-lip mouldings; body-colour tailgate handle with black bezel; 18" 6-spoke machined aluminum wheels with Magnetic-painted pockets; 265/60R18 BSW all-season tires (4x2); 275/65R18 OWL all-terrain tires (4x4); Magnetic tubular cab steps; chrome exhaust tip; SPORT box decals (decals not included when ordered with the FX4 Off-Road Package); Sport cloth front bucket seats with flow-through centre console and floor shifter; and unique interior finish

XLT Special Edition Package¹ (requires XLT Sport Package; restrictions apply) includes Tarnished Dark-painted grille with black mesh insert; 20" premium Tarnished Dark-painted aluminum wheels; 275/55R20 BSW all season tires (4x2); 275/55R20 BSW all terrain tires (4x4); 6" black tubular cab steps; Tarnished Dark headlamp housing; unique bodyside and hood decals; unique fender and tailgate badges; squared chrome exhaust tip; unique black Sport cloth seats with red accents; unique red stitching on steering wheel and centre console lid; and Tarnished Dark interior accents

LARIAT Appearance

LARIAT Chrome Package (requires 501A or 502A; n/a with LARIAT Sport Package) includes chrome 3-bar grille, surround and mesh insert, chrome front tow hooks (4x4), 18" chrome-like PVD wheels, 265/60R18 BSW all-season tires (4x2), 275/65R18 OWL all-terrain tires (4x4), chrome door handles with body-colour bezels, chrome mirror caps, chrome angular cab steps, and chrome exhaust tip

LARIAT Sport Package¹ (requires 501A or 502A; n/a with SuperCab 164" WB or LARIAT Chrome Package) includes Magnetic 3-bar grille and surround with black mesh insert; Magnetic 6" angular cab steps; body-colour front and rear bumpers; 18" 6-spoke machined aluminum wheels with Magnetic-painted pockets; 265/60R18 BSW all-season tires (4x2); 275/65R18 OWL all-terrain tires (4x4); chrome exhaust tip; SPORT box decals (decals not included when ordered with the FX4 Off-Road Package); and unique interior finish

LARIAT Special Edition Package¹ (requires LARIAT Sport Package; restrictions apply) includes Tarnished Dark-painted grille with red accents and black mesh insert; 20" premium Tarnished Dark-painted aluminum wheels; 275/55R20 BSW all-season tires (4x2); 275/55R20 BSW all-terrain tires (4x4); 6" black tubular cab steps; Tarnished Dark headlamp housing; body-colour front and rear bumpers; unique bodyside and hood decals; unique fender and tailgate badges; squared chrome exhaust tip; unique black Sport leather-trimmed seats with red accents; unique red stitching on steering wheel, centre console lid and instrument panel; and Tarnished Dark interior accents

KING RANCH™ Appearance

KING RANCH Chrome Package includes chrome 3-bar grille, surround and mesh insert, chrome front tow hooks, 18" chrome-like PVD wheels with 275/65R18 OWL all-terrain tires (600A), 20" chrome-like PVD wheels with 275/55R20 OWL all-terrain tires (601A), chrome door handles with body-colour bezels, chrome mirror caps, bright beltline mouldings, chrome angular cab steps, and tailgate appliqué

KING RANCH Monochromatic Paint Package (requires KING RANCH Chrome Package) includes monochromatic paint, chrome front and rear bumpers, and body-colour wheel-lip mouldings

Technology

Technology Package (available on LARIAT 502A, KING RANCH 601A and PLATINUM; restrictions apply) includes 360-degree camera with Split-view Display, and Lane-Keeping System

FX4 Off-Road

FX4 Off-Road Package (optional on XL, XLT, LARIAT, KING RANCH and PLATINUM; 4x4 only; n/a with the 3.5L Ti-VCT engine) includes electronic-locking rear axle; off-road tuned front and rear shock absorbers; fuel tank, transfer case and front differential skid plates; FX4 Off-Road box decals (decals not included when ordered with the XTR Package); and Hill Descent Control™

Towing

Class IV Trailer Hitch (optional on XL and XLT 300A; required for towing up to 5,000 lbs. (2,268 kg); 4-pin/7-pin wiring harness, and Smart Trailer Tow Connector

Trailer Tow Package (optional on XL and XLT 300A, standard on all other trims; required for towing up to 11,100 lbs. [5,035 kg]) includes 4-pin/7-pin wiring harness, Class IV trailer hitch receiver, Smart Trailer Tow Connector, Pro Trailer Backup Assist™; auxiliary transmission oil cooler, and upgraded radiator and front stabilizer bar

Max. Trailer Tow Package (optional on XL, XLT, LARIAT, KING RANCH and PLATINUM; required for towing up to 12,200 lbs. (5,534 kg); requires 3.5L EcoBoost® engine; n/a with Regular Cab 122" WB) includes 4-pin/7-pin wiring harness, Class IV trailer hitch receiver, Smart Trailer Tow Connector, Pro Trailer Backup Assist; auxiliary transmission oil cooler, 3.55 electronic-locking rear axle, trailer brake controller, and upgraded radiator, front stabilizer bar and rear bumper

Payload

2.7L EcoBoost Payload Package (available on XL, XLT and LARIAT; requires 2.7L EcoBoost engine; n/a with Regular Cab 122" WB) includes 3.73 electronic-locking rear axle, 9.75" gear set, mechanical parking brake, and Trailer Tow Package

Heavy-Duty Payload Package (available on XL, XLT 300A/301A and LARIAT 500A; increases GVWR for improved payload and towing; restrictions apply) includes 17" Silver heavy-duty steel wheels with LT245/70R17E BSW all-terrain tires on XL; 18" Silver heavy-duty aluminum wheels with LT275/65R18C OWL all-terrain tires on XLT and LARIAT; heavy-duty shock absorbers; upgraded springs and radiator; auxiliary transmission oil cooler; 9.75" gear set and 3.73 electronic-locking rear axle

CNG/Propane

CNG/Propane Gaseous Engine Prep Package¹ (available on XL, XLT, LARIAT, and KING RANCH; requires 5.0L engine; restrictions apply) includes hardened engine intake valves and valve seats, and bi-fuel manifold

WHEELS



17" Silver Steel
XL – Standard



17" Silver-Painted Aluminum
XL – Included: Chrome Package and Sport Package
XLT – Standard




18" Silver Heavy-Duty Aluminum
XL – Optional: Requires 101A and Heavy-Duty Payload Package
XLT – Included: Heavy-Duty Payload Package
LARIAT – Included: Heavy-Duty Payload Package



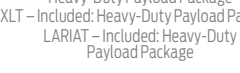
18" Machined Aluminum with Silver-Painted Pockets
LARIAT – Standard



17" Silver Heavy-Duty Steel
XL – Included: Heavy-Duty Payload Package



18" Chrome-Like PVD
XLT – Included: XTR Package
LARIAT – Included: Chrome Package



20" 6-Spoke Premium Painted Aluminum
XLT – Optional: Requires Sport Package
LARIAT – Optional: Requires Sport Package



20" Machined Aluminum with Silver-Painted Pockets
XL – Optional: Requires 101A and Chrome or Sport Package
XLT – Optional: Requires 301A and SuperCab or SuperCrew
LARIAT – Optional: Requires 500A or 501A



18" 6-Spoke Machined Aluminum with Magnetic-Painted Pockets
XLT – Included: Sport Package
LARIAT – Included: Sport Package



20" Chrome-Like PVD
XLT – Included: XTR Package
LARIAT – Included: Chrome Package



20" 6-Spoke Premium Painted Aluminum
XLT – Optional: Requires Sport Package
LARIAT – Optional: Requires Sport Package



20" Machined Aluminum with Silver-Painted Pockets
XL – Optional: Requires 101A and Chrome or Sport Package
XLT – Optional: Requires 301A and SuperCab or SuperCrew
LARIAT – Optional: Requires 500A or 501A



20" Chrome-Like PVD
XLT – Optional: Requires XTR Package
LARIAT – Optional: Requires Chrome Package



20" Premium Tarnished Dark-Painted Aluminum
XLT – Included: Special Edition Package
LARIAT – Included: Special Edition Package



18" Machined Aluminum with Silver-Painted Pockets
KING RANCH – Standard



18" Chrome-Like PVD
KING RANCH – Included: Chrome Package on 600A



20" Machined Aluminum with Light Caribou-Painted Pockets
KING RANCH – Optional: Requires 600A
KING RANCH – Included: 601A



20" Chrome-Like PVD
KING RANCH – Optional: Requires Chrome Package on 600A
KING RANCH – Included: Chrome Package on 601A



20" Polished Aluminum
PLATINUM – Standard



22" Polished Aluminum
LIMITED – Standard



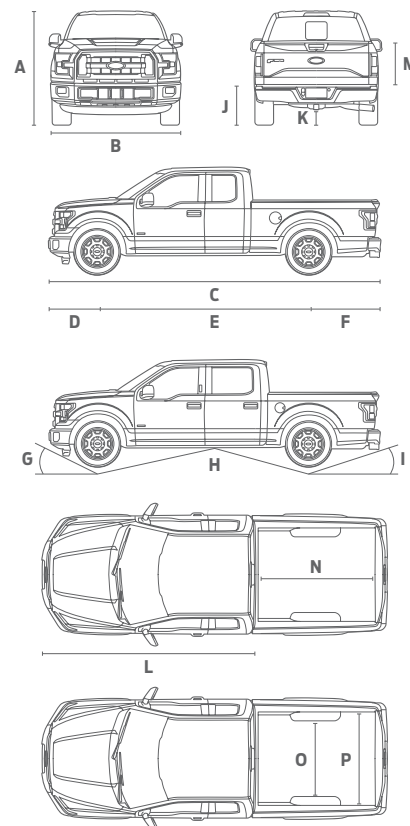
XL SuperCab 4x2, Blue Flame Metallic. XL Chrome Package. Available equipment.
XLT SuperCrew® 4x4, Magnetic Metallic, FX4 Off-Road Package and XLT Sport Package. Available equipment.

¹Late availability.

TECHNICAL SPECIFICATIONS

DIMENSIONS in. (mm)

Exterior	Regular Cab 4x2/4x4	SuperCab 4x2/4x4	SuperCrew® 4x2/4x4
A. Height – 5½' box	—	—	75.6 (1,919)/77.2 (1,962)
A. Height – 6½' box	75.5 (1,918)/76.9 (1,954)	75.5 (1,917)/77.2 (1,960)	75.7 (1,922)/77.3 (1,964)
A. Height – 8' box	75.1 (1,907)/76.9 (1,952)	75.1 (1,917)/77.0 (1,955)	—
B. Width – Excl. mirrors	79.9 (2,030)	79.9 (2,030)	79.9 (2,030)
B. Width – Incl. standard mirrors	96.8 (2,459)	96.8 (2,459)	96.8 (2,459)
B. Width – Incl. trailer tow mirrors	105.9 (2,689)	105.9 (2,689)	105.9 (2,689)
B. Width – Std. mirrors folded	83.5 (2,120)	83.5 (2,120)	83.5 (2,120)
C. Length – 5½' box	—	—	231.9 (5,889)
C. Length – 6½' box	209.3 (5,315)	231.9 (5,889)	243.7 (6,189)
C. Length – 8' box	227.9 (5,789)	250.5 (6,363)	—
D. Overhang – Front	38.3 (959)	38.3 (959)	38.3 (959)
E. Wheelbase – 5½' box	—	—	145.0 (3,683)
E. Wheelbase – 6½' box	122.4 (3,109)	145.0 (3,683)	156.8 (3,983)
E. Wheelbase – 8' box	141.1 (3,583)	163.7 (4,157)	—
F. Overhang – Rear	49.1 (1,247)	49.1 (1,247)	49.1 (1,247)
G. Angle of approach – 5½' box	—	—	24.1°/25.5°
G. Angle of approach – 6½' box	24.8°/24.8°	24.4°/25.8°	23.8°/25.5°
G. Angle of approach – 8' box	24.1°/25.7°	24.5°/26.1°	—
H. Ramp breakover angle – 5½' box	—	—	18.3°/21.0°
H. Ramp breakover angle – 6½' box	22.1°/24.7°	18.5°/19.7°	17.2°/19.7°
H. Ramp breakover angle – 8' box	19.3°/22.1°	16.8°/19.0°	—
I. Angle of departure – 5½' box	—	—	23.8°/26.0°
I. Angle of departure – 6½' box	24.6°/27.1°	24.0°/26.1°	24.5°/26.4°
I. Angle of departure – 8' box	24.7°/26.8°	24.4°/26.0°	—
J. Load floor height – 5½' box	—	—	34.0 (863)/35.7 (907)
J. Load floor height – 6½' box	34.7 (882)/36.9 (937)	34.1 (866)/35.9 (912)	34.6 (878)/36.1 (917)
J. Load floor height – 8' box	34.8 (883)/36.5 (928)	34.5 (876)/35.7 (907)	—
K. Ground clearance (min.) – 5½' box	—	—	8.5 (216)/9.4 (238)
K. Ground clearance (min.) – 6½' box	8.8 (224)/9.4 (239)	8.7 (220)/9.4 (238)	8.4 (213)/9.3 (237)
K. Ground clearance (min.) – 8' box	8.6 (219)/9.4 (239)	8.7 (221)/9.3 (237)	—
L. Cab length	121.5 (3,087)	144.1 (3,661)	155.9 (3,961)
Interior	1st Row/2nd Row	1st Row/2nd Row	1st Row/2nd Row
Head room	40.8 (1,037)/—	40.8 (1,037)/40.3 (1,023)	40.8 (1,037)/40.4 (1,026)
Shoulder room	66.7 (1,694)/—	66.7 (1,694)/65.8 (1,671)	66.7 (1,694)/65.9 (1,674)
Hip room	62.5 (1,588)/—	62.5 (1,588)/64.7 (1,644)	62.5 (1,588)/64.7 (1,644)
Leg room (max.)	43.9 (1,115)/—	43.9 (1,115)/33.5 (851)	43.9 (1,115)/43.6 (1,108)
Cargo Box	5½' Box	6½' Box	8' Box
Volume cu. ft. (litres)	52.8 (1,495)	62.3 (1,764)	77.4 (2,191)
M. Inside height	21.4 (543)	21.4 (543)	21.4 (543)
N. Length at floor	67.1 (1,705)	78.9 (2,005)	97.6 (2,479)
O. Width at wheelhouse	50.6 (1,285)	50.6 (1,285)	50.6 (1,285)
P. Maximum width at floor	65.2 (1,656)	65.2 (1,656)	65.2 (1,656)



CONVENTIONAL TOWING — MAXIMUM LOADED TRAILER WEIGHT RATINGS lbs. (kg)

Engine	Axle Ratio	GCWR	Regular Cab		SuperCab		SuperCrew	
			122.4" WB 4x2/4x4	141.1" WB 4x2/4x4	145.0" WB 4x2/4x4	163.7" WB 4x2/4x4	145.0" WB 4x2/4x4	156.8" WB 4x2/4x4
3.5L V6 FFV	3.55	9,400 (4,264)	5,000 (2,268)/—	—/—	—/—	—/—	—/—	—/—
		9,500 (4,309)	—/—	5,000 (2,268)/—	—/—	—/—	—/—	—/—
	9,700 (4,400)	—/5,000 (2,268)	—/—	—/—	—/—	—/—	—/—	
	9,800 (4,445)	—/—	—/—	5,000 (2,268)/—	—/—	—/—	—/—	
2.7L EcoBoost	3.73	12,000 (5,443)	7,600 (3,447)/—	—/—	—/—	—/—	—/—	—/—
		12,100 (5,489)	—/—	7,600 (3,447)/—	—/—	—/—	—/—	—/—
	12,200 (5,534)	—/7,500 (3,402)	—/7,400 (3,357)	7,400 (3,357)/7,200 (3,266)	—/—	—/—	7,300 (3,311)/7,100 (3,221)	—/—
	12,300 (5,579)	—/—	7,600 (3,447)/—	—/—	—/—	—/—	—/—	—/—
5.0L V8 FFV	3.31	12,500 (5,670)	—/7,700 (3,493)	—/7,600 (3,447)	—/—	—/—	—/—	—/—
		12,700 (5,761)	—/—	—/—	7,600 (3,447)/—	—/—	—/—	—/—
	12,800 (5,806)	—/—	—/—	—/—	7,500 (3,402)/—	—/—	7,500 (3,402)/—	7,600 (3,447)/—
	13,100 (5,942)	8,500 (3,856)/—	8,400 (3,810)/—	8,200 (3,720)/—	8,000 (3,629)/—	8,100 (3,674)/—	8,100 (3,674)/—	8,100 (3,674)/—
3.5L EcoBoost	3.31	13,000 (5,897)	8,300 (3,765)/—	—/—	—/—	—/—	—/—	—/—
		13,200 (5,988)	—/8,300 (3,765)	—/—	—/—	—/—	—/—	—/—
	13,900 (6,305)	—/—	9,000 (4,082)/—	—/—	—/—	—/—	—/—	
	14,100 (6,396)	—/—	—/9,000 (4,082)	—/—	—/—	—/—	—/—	
3.5L EcoBoost	3.55	14,200 (6,441)	—/—	—/—	9,100 (4,128)/—	—/—	—/—	—/—
		14,300 (6,486)	—/—	—/—	—/9,000 (4,082)	9,100 (4,128)/8,800 (3,992)	—/—	—/—
	13,800 (6,260)	—/8,300 (3,765)	—/—	—/—	—/—	—/—	—/—	
	14,400 (6,532)	—/—	—/—	—/9,000 (4,082)	—/—	—/—	—/—	
3.5L EcoBoost	3.73	14,500 (6,577)	—/—	—/—	—/—	—/—	—/—	—/—
		14,900 (6,759)	—/—	10,000 (4,536)/—	—/—	—/—	—/—	—/—
	15,200 (6,895)	—/—	—/—	—/—	10,100 (4,581)/—	—/—	—/—	
	15,300 (6,940)	—/—	—/—	—/—	—/—	10,100 (4,581)/—	—/—	
3.5L EcoBoost	3.15	14,600 (6,623)	—/9,600 (4,355)	—/—	—/—	—/—	—/—	—/—
		16,000 (7,258)	—/—	11,000 (4,990) ³ /—	—/—	—/—	—/—	—/—
	16,100 (7,303)	—/—	—/10,900 (4,944) ²	—/—	—/—	—/—	—/—	
	16,200 (7,348)	—/—	—/11,100 (5,035)	—/10,900 (4,944)	10,900 (4,944) ³ /10,700 (4,854)	—/—	—/—	
3.5L EcoBoost	3.31	15,500 (7,031)	—/—	10,600 (4,808)/—	—/—	—/—	—/—	—/—
		15,800 (7,167)	—/—	—/—	—/—	10,700 (4,854)/—	—/—	—/—
	15,900 (7,212)	—/—	—/—	—/—	—/—	10,600 (4,808)/—	—/—	
	15,800 (7,167)	—/—	—/10,700 (4,854)	—/—	—/—	—/—	—/—	
3.5L EcoBoost	3.55	16,000 (7,258)	—/—	—/—	—/—	—/—	—/—	—/—
		16,100 (7,303)	—/—	—/—	—/—	—/—	—/—	—/—
	16,200 (7,348)	—/—	—/—	—/—	—/—	—/10,600 (4,808)	—/—	
	16,200 (7,348)	—/—	—/—	—/—	—/—	—/—	—/10,600 (4,808)	
3.5L EcoBoost	3.73	16,900 (7,666)	—/—	—/—	—/—	—/—	—/—	—/—
		17,000 (7,711)	—/—	—/—	—/—	—/—	—/—	—/—
	17,100 (7,757)	—/—	—/—	—/—	—/—	—/—	—/—	
	12,200 (5,534) ⁴ /12,000 (5,443)	—/—	—/—	—/—	12,000 (5,443) ⁴ /11,700 (5,307) ⁴	11,800 (5,352) ⁴ /11,600 (5,262) ⁴	—/—	—/—
17,000 (7,711)	—/—	—/11,800 (5,352) ²	—/—	—/—	—/—	—/—	—/—	
17,100 (7,757)	—/—	—/12,000 (5,443) ³ /11,800 (5,352) ³	—/—	—/—	—/—	—/—	—/—	

MAXIMUM PAYLOAD WEIGHT RATINGS lbs. (kg)

Engine	Drive	Max. GVWR	Regular Cab		SuperCab		SuperCrew	
			122.4" WB	141.1" WB	145.0" WB	163.7" WB	145.0" WB	156.8" WB
3.5L V6 FFV	4x2	6,010 (2,726)/6,100 (2,767)	1,910 (866)/—	—/1,900 (862)	—/1,660 (753)	—/—	—/—	—/—
		6,150 (2,790)	—/—	—	—	1,610 (730)	—/—	—/—
2.7L EcoBoost®	4x2	6,050 (2,744)/6,100 (2,767)	1,700 (771)/—	—/1,660 (753)	—/—	—/—	—/—	—/—
		6,300 (2,858)/6,350 (2,880)	—/—	—/—	1,600 (726)/—	—/—	—/—	—/—
5.0L V8 FFV	4x2	6,010 (2,726)/6,100 (2,767)/6,250 (2,835)	1,820 (826)/—/—	—/1,820 (826)/—	—/—/1,720 (780)	—/—/—	—/—/1,640 (744)	—/—/—
		6,350 (2,880)/6,500 (2,948)/6,650 (3,016)	—/—/—	—/—/2,210 (1,002) ¹	—/—/—	—/—/—	—/—/1,950 (885) ¹	—/—/—
3.5L EcoBoost	4x2	6,750 (3,062)/6,800 (3,084)/6,900 (3,130)	—/—/—	—/—/—	2,120 (962)/—/—	—/—/2,160 (980) ¹	—/—/—	—/—/—
		6,050 (2,744)/6,250 (2,835)/6,500 (2,948)	1,590 (721)/—/—	—/1,690 (767)/—	—/—/—	—/—/—	—/—/1,630 (739)	—/—/—
3.5L EcoBoost	4x4	6,800 (3,084)/6,900 (3,130)/7,000 (3,175)	—/—/—	2,110 (957)/—/—	—/—/2,110 (957) ¹	—/—/—	—/—/—	—/—/—
		6,200 (2,812)/6,750 (3,062)/6,800 (3,084)	1,900 (862)/—/—	—/2,340 (1,061)/—	—/—/—	—/—/—	—/—/2,160 (980)	—/—/—
3.5L EcoBoost	4x4	6,900 (3,130)/6,950 (3,153)/7,000 (3,175)	—/—/—	—/—/—	2,310 (1,048)/—/—	—/—/2,290 (1,039)	—/—/—	—/—/—
		7,600 (3,447)/7,850 (3,561)	—/—	3,040 (1,379) ² /3,270 (1,483) ³	—/—	2,740 (1,243) ² /2,970 (1,347) ³	—/—	—/—
3.5L EcoBoost	4x2	6,400 (2,903)/6,950 (3,153)/7,000 (3,175)	1,830 (830)/—/—	—/2,290 (1,039)/—	—/—/—	—/—/2,010 (912)	—/—/—	—/—/—
		7,050 (3,198)/7,600 (3,447)/7,850 (3,561)	—/—/—	—/2,810 (1,275) ² /3,040 (1,379) ³	—/—/—	2,200 (998)/—/—	—/2,490 (1,129) ² /2,730 (1,238) ³	—/—/—
3.5L EcoBoost	4x4	6,800 (3,084)/6,900 (3,130)/7,000 (3,175)	—/—/—	—/—/—	—/2,270 (1,030)/—	—/—/—	2,120 (962)/—/—	—/—/—
		7,050 (3,198)/7,600 (3,447)	—/—	2,580 (1,170)/3,010 (1,365) ²	—/—	—/—	—/—	—/—
3.5L EcoBoost	4x4	7,850 (3,561)	—	3,240 (1,470) ³	—	2,260 (1,025)/2,720 (1,234) ²	—	—
		7,000 (3,175)/7,050 (3,198)	—/—	—/—	—/2,150 (975)	—/—	—/—	2,060 (934)/—
3.5L EcoBoost	4x4	7,600 (3,447)/7,850 (3,561)	—/—	2,800 (1,270)/3,010 (1,365) ³	—/—	2,480 (1,125) ² /2,710 (1,229) ³	—/—	—/—
		7,600 (3,447)/7,850 (3,561)	—/—	—/—	—/—	—/—	—/—	2,420 (1,098) ² /2,650 (1,202) ³

MECHANICAL lbs. (kg)

Front Suspension

Coil-over-shock
Axle rating @ ground – 2,850 (1,293) - 3,750 (1,701)

Rear Suspension

Solid axle
Axle rating @ ground – 3,300 (1,497) - 4,800 (2,177)

Steering

Electric power-assisted

Brakes

4-wheel vented-disc ABS
Front rotor diameter – 13.8"
Rear rotor diameter – 13.7"

Conventional Towing Notes: Trailer tongue load weight should be 10–15% of total loaded trailer weight. Make sure that the vehicle payload (reduced by option weight) will accommodate trailer tongue load weight, and the weight of passengers and cargo added to the towing vehicle. The addition of trailer tongue load weight, and the weight of passengers and cargo, cannot cause vehicle weights to exceed the rear GAWR (Gross Axle Weight Rating) or GVWR (Gross Vehicle Weight Rating). These ratings can be found on the vehicle Safety Compliance Certification Label.

Maximum capabilities shown are for properly equipped vehicles with required equipment and a 150-lb. (68-kg) driver. Weight of additional options, equipment, passengers and cargo must be deducted from this weight. For additional information, see your Ford of Canada Dealer.

¹Requires 2.7L EcoBoost Payload Package. ²Requires Heavy-Duty Payload Package and 17" wheels.

³Requires Heavy-Duty Payload Package and 18" wheels. ⁴Requires Max. Trailer Tow Package.

EXTERIORS This helpful guide is intended for selecting an exterior colour – not features, options or a trim level.



White Platinum Metallic Tri-coat



Oxford White



Ingot Silver Metallic



Race Red



Ruby Red Metallic Tinted Clearcoat



Bronze Fire Metallic



Blue Flame Metallic



Blue Jeans Metallic



Caribou Metallic



Magnetic Metallic



Lithium Grey



Green Gem Metallic




Shadow Black

Exteriors	Two-Tone		Interiors								
	XL	XL SPORT	XLT	XLT SPORT	LARIAT	LARIAT SPORT	KING RANCH™	PLATINUM	LIMITED		
White Platinum Metallic Tri-coat ¹	■						7 8 9		11	12 13	14
Oxford White	■ ■	1 2	1 2	3 4	5 6	7 8 9	9 10		11		
Ingot Silver Metallic	■	1 2	1 2	3 4	5 6	7 8 9	9 10			12 13	
Race Red ²	■	1 2	1 2	3 4	5 6	7 8 9	9 10				
Ruby Red Metallic Tinted Clearcoat ¹	■ ■			3 4	5 6	7 8 9	9 10		11	12 13	
Bronze Fire Metallic	■			3 4	5 6	7 8 9	9 10		11		
Blue Flame Metallic	■	1 2	1 2	3 4	5 6	7 8 9	9 10				
Blue Jeans Metallic	■ ■	1 2		3 4	5 6	7 8 9			11	12 13	14
Caribou Metallic ³		1 2		3 4	5 6	7 8 9			11		
Magnetic Metallic		1 2	1 2	3 4	5 6	7 8 9	9 10			12 13	14
Lithium Grey ⁴			1 2		5 6	7 8 9	9 10				
Green Gem Metallic	■ ■	1 2		3 4	5 6	7 8 9			11		
Shadow Black ⁴	■ ■	1 2	1 2	3 4	5 6	7 8 9	9 10		11	12 13	14

■ Magnetic Two-Tone Accent exterior optional on XLT ■ Caribou Two-Tone Accent exterior standard on KING RANCH, optional on LARIAT 2 Optional 6 Requires XLT Special Edition Package 10 Requires LARIAT Special Edition Package Colours are representative only. See your Ford of Canada Dealer for actual paint/trim options. ¹Additional charge. ²LARIAT requires Chrome Package. ³KING RANCH requires Chrome Package. ⁴New for 2016.

INTERIORS



1 Medium Earth Grey Vinyl



2 Dark Earth Grey Cloth



3 Medium Earth Grey Cloth



4 Medium Light Camel Cloth




5 XLT Sport Black Cloth



6 XLT Special Edition Black Cloth with Red Accents




7 Medium Earth Grey Leather



8 Medium Light Camel Leather



9 Black Leather



10 LARIAT Special Edition Black Leather with Alcantara® inserts




11 Antiqued Mesa Brown Leather



12 Black Luxury Leather



13 Brunello Luxury Leather



14 Mojave Luxury Leather



LARIAT SuperCrew® in Ingot Silver Metallic accessorized with a chrome exhaust tip, heavy-duty splash guards with stainless steel inserts, step bars, bed extender, spray-in bedliner,⁵ hard-folding tonneau cover by Advantage,⁶ side window deflectors, trailer tow mirrors and chrome hood deflector

Bed/cargo illumination

Drop-in bedliner

All-weather floor mats

Remote Access

Exterior

- Exhaust tips
- Exterior trim kits⁶
- Fog lamps⁶
- Ford Custom Graphics⁶
- Hood and side window deflectors
- Hood protector⁶
- Racks and carriers⁶
- Splash guards
- Sportz® tents⁶
- Step bars
- Trailer towing accessories
- Wheel lock kit
- Wheel-well liners

Interior

- All-weather and premium carpeted floor mats
- Ash cup/coin holders
- Cargo organizers
- First aid and roadside assistance kits⁶
- Interior light kit
- Protective seat covers⁶
- Tablet cradle⁶
- Electronics**
- Auto-dimming rearview mirror
- Ford Telematics™ powered by Telogis⁶
- Keyless entry keypad
- Remote Access
- Warning sensor systems⁶

Bed Products

- Bed/cargo illumination
- Bed cargo net, divider, extenders, liners and mats
- Bed standard interface plate
- Bed tailgate viscous dampening cartridge
- Commercial-grade tool/cargo box⁶
- Premium locking cleats
- Retractable bed side step
- Stowable load ramps
- Tonneau covers⁶

⁵Factory option. See your Ford of Canada Dealer for details. ⁶Ford Licensed Accessory.



Scan this QR code to learn more about Ford vehicles at m.ford.ca. Mobile data rates may apply.

Our commitment to you: Peace-of-Mind Protection

- Basic Coverage: 3 years/60,000 km
- Gas Engine Powertrain Limited Warranty: 5 years/100,000 km
- Corrosion Warranty: 5 years/unlimited distance on aluminum body panels
- Roadside Assistance: 5 years/100,000 km

Certain conditions apply. For more information on these warranties and coverages, ask your local Ford of Canada Dealer or visit ford.ca.

Ford Extended Service Plan. Help protect your investment and add to your peace of mind by complementing your vehicle purchase or lease with a Ford Extended Service Plan (ESP). Ford ESP protects you against unexpected repair costs after your Basic Coverage in the New Vehicle Limited Warranty expires by covering many vehicle components. Enjoy the drive even more by complementing your ESP with a prepaid maintenance plan, which covers all required scheduled maintenance for your vehicle, plus 8 wear items. See your Ford of Canada Dealer for details.

Ford Credit. Get the ride you want. Whether you plan to lease or finance, you'll find the choices that are right for you at Ford Credit. Ask your local Ford of Canada Dealer for details or check us out at fordcredit.ca.

Ford Original Accessories that are properly installed by the authorized Dealer that sold the accessory will be warranted for whichever provides you the greatest benefit: 24 months/unlimited distance, or the remainder of your 3-year/60,000-km New Vehicle Limited Warranty. Ford Licensed Accessories (FLA) are warranted by the accessory manufacturer's warranty. FLA are designed and developed by the accessory manufacturer and have not been designed or tested to Ford Motor Company engineering requirements. Contact your Ford of Canada Dealer for details and/or a copy of all limited warranties.

For prompt, courteous answers to your questions: Ford Customer Relationship Centre 1-800-565-3673; Ford Credit Customer Service Centre 1-877-636-7346.

Comparisons based on competitive models (class is Full-Size Pickups under 8,500 lbs. [3,856 kg] GVWR based on Ford segmentation), publicly available information and Ford certification data at the time of printing. Some features discussed may be optional. Vehicles shown may contain optional equipment. Features shown may be offered only in combination with other options or subject to additional ordering requirements or limitations. Dimensions shown may vary due to optional features and/or production variability. Information is provided on an "as is" basis and could include technical, typographical or other errors. Ford Motor Company of Canada, Limited, makes no warranties, representations, or guarantees of any kind, express or implied, including but not limited to, accuracy, currency, or completeness, the operation of the information, materials, content, availability, and products. Your Ford of Canada Dealer is your best source for up-to-date information. Ford Motor Company of Canada, Limited, reserves the right to change product specifications at any time without incurring obligations. Colours may not be exactly as illustrated due to restrictions of the printing process. Please see your sales consultant for specific colour and model availability.

Alcantara is a registered trademark of Alcantara S.p.A., Italy. E-Track is a trademark of Erickson Manufacturing Limited. iPhone, iPod and Siri are registered trademarks of Apple Inc., registered in the U.S. and other countries. KICKER is a registered trademark of Stillwater Designs and Audio, Inc. King Ranch is a trademark of King Ranch, Inc. "SiriusXM," the SiriusXM logo, channel names and logos are trademarks of SiriusXM Radio Inc. and are used under licence. Sony is a registered trademark of the Sony Corporation. The Bluetooth word mark is a trademark of the Bluetooth SIG, Inc. Wi-Fi® is a registered trademark of the Wi-Fi Alliance.® All other trademarks, service marks, images and logos are property of their respective owners and are displayed in this publication with permission. All rights reserved.

Questions or comments?



blog.ford.ca



facebook.com/FordCanada



twitter.com/FordCanada



youtube.com/FordCanada



ford.ca

© 2015 Ford Motor Company of Canada, Limited