

'70 ECONOLINE VANS BY FORD

E-100/200/300





E-300 SuperVan handles loads up to 3,590 pounds



E-200 SuperVan with special plumbing & heating package



E-100 Regular Van. Window Van shown is available in all series.



Regular Van



SuperVan

Ford's better idea vans outsell all the other vans!

Ford Econoline Vans are the best sellers because their better ideas make them the best value. Econolines can do more for your business than any other van. Econolines give you a full 23% more clear cargo floor area than you get in any other van. And Ford pays off this extra large cargo area with more payload capacity—up to 3,590 pounds. A full 650 pounds more payload than any other van! This combination of space and load capacity allows Econoline Vans to take on jobs that others can't touch.

Ford Econoline Vans are offered in three job-tailored series with maximum GVW ratings of 4,500, 5,400 and 7,600 pounds. This choice allows you to select a model with the right capacity for your job. And you may choose either a 105.5-in. or 123.5-in. wheelbase to provide the proper body length and weight distribution for your specific needs. These wheelbases (and the

large load areas they accommodate) are the longest in the industry... another reason for Ford's excellent ride and stability characteristics whether the vehicle is "light" or loaded.

The Econoline Van is a handy, compact unit with 105.5-in. wheelbase. Overall length is 1 1/4 feet less than a short wheelbase pickup, yet the load length on the floor from rear doors to the instrument panel is 11 1/2 feet. You get 8 1/2 feet of clear floor length behind the driver's seat and engine cover. Width between the rear wheelhousings is 53.5 inches. Ford's standard Econoline Van will carry 4' x 8' sheets of building materials flat on the floor.

The SuperVan with its 123.5-in. wheelbase is by far the biggest load carrier of its type. You get over 10 feet of clear floor

length behind the engine plus 13 feet on the floor to the right of the engine. And the 53.5-in. width between wheelhousings lets you carry more of anything from plywood to pianos. The SuperVan handles 4' x 8' sheets of plywood flat with 2 feet of length left over for miscellaneous items. Or you can order shelving, cabinets or racks and still have plenty of open cargo area to handle appliances and the like.

Several types of window arrangements (see back cover) are offered in your choice of Regular or SuperVan models. All models have double doors at right side and rear as standard equipment. Optional auxiliary step for right-side cargo doors slides out when you open the doors and retracts when you close them. And you can get most any job-tailoring option you wish—from roof vents to complete electronic service interior—factory installed.

A GUIDE TO ECONOLINE PAYLOADS* Econoline Regular Van (105.5" wheelbase)

Desired Loads	Model	Required Front	Required Springs Rear	Required Tires	GVW (lb.)
800 lb.	E-100	—	—	E78-14 B (4 PR)	4000
1000 lb.	E-100	—	950 lb.	E78-14 B (4 PR)	4200
1275 lb.	E-100	—	1200 lb.	7.75 x 14 B (4 PR)	4500
1775 lb.	E-200	—	—	G78-15 B (4 PR)	5100
2250 lb.	E-300	—	—	8.00 x 16.5 6 PR	6050
3000 lb.	E-300	—	—	8.00 x 16.5 6 PR (F), 8 PR (R)	6800
3590 lb.	E-300	1250 lb.	2100 lb.	8.00 x 16.5 6 PR (F), 10 PR (R)	7400

Econoline SuperVan (123.5" wheelbase)

Desired Loads	Model	Required Front	Required Springs Rear	Required Tires	GVW (lb.)
550 lb.	E-100	—	—	E78-14 B (4 PR)	4000
750 lb.	E-100	—	950 lb.	E78-14 B (4 PR)	4200
1025 lb.	E-100	—	1200 lb.	7.75 x 14 B (4 PR)	4500
1575 lb.	E-200	—	—	G78-15 B (4 PR)	5100
1725 lb.	E-200	—	—	G78-15 B (4 PR)	5400**
2050 lb.	E-300	—	—	8.00 x 16 6 PR	6050
2800 lb.	E-300	1250 lb.	—	8.00 x 16.5 6 PR (F), 8 PR (R)	6800
3590 lb.	E-300	1350 lb.	2100 lb.	8.00 x 16.5 6 PR (F), 10 PR (R)	7600

*Spring and tire size requirements are the minimum components needed for rated payloads. Additional heavy-duty components or some of the various performance or convenience options (V-8 engine, automatic transmission) may be desirable for your job. The extra weight of any added components reduces payload accordingly. See your Ford or Mercury Dealer for assistance in selecting the right vehicle and equipment for your needs.

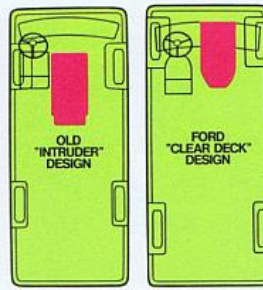
**Requires 240-cu. in. Six.

Ford Econolines provide longer, wider, clear loadspace than any other van!

The engine is all the way forward in Ford's spacious Econoline Vans to give you more usable cargo space. This design also improves weight distribution and permits the driver to step from his seat directly into the cargo area.

Ford Econoline Vans are particularly well suited for the many different combinations of job-tailored interiors that are

available. Body sides are more nearly vertical than in other vans. This provides more space for shelving, bins, or other storage units. Wider "headroom" area also allows more room for high, upright cargo. Ford Econoline Vans are also excellent for cleaners who need clearance to hang suits and dresses on garment racks.



More usable load area is shown graphically in the above illustration. Thanks to clear-deck design, you get 23% more unobstructed floor space than in any other van. Ford's forward, out of the way engine location also makes large items more accessible from the side doors.

Factory-installed air conditioner includes floor-level evaporator air inlet and integrated header ductwork along the left side of the body for uniform cooling of the entire vehicle. High-capacity, 3-speed blower lets you vary the air flow to suit conditions. The compact evaporator as-

sembly is mounted under the floor rather than on the roof top. This arrangement reduces wind resistance, improves vehicle appearance, and simplifies garaging. This optional air conditioner is offered on Ford Econoline Vans with either the 240 Six or 302 V-8 engine.



Driver controls and instruments are conveniently placed within easy sight and reach. The clean, functional instrument panel also provides a handy glove compartment. Steering is the easiest ever, and flex-joint design cuts road shocks to the steering

wheel. Comfortable, deep-padded driver's seat is upholstered in attractive ribbed vinyl. Color-keyed seat belt includes an outboard retractor. Seat is adjustable with 4½ inches of fore-and-aft travel. Adjustable or flip-fold type passenger seat is optional.



53 inches of clear floor area between wheelhousings

You can swing from driver's seat into cargo area

No engine hump in the cargo area

Less body side taper from floor to roof

Right hand cargo doors have push-button handles and all doors have slam-type latches

FORWARD LOCATION OF ENGINE PROVIDES OVER 10 FEET OF CLEAR FLOOR LENGTH IN SUPERVAN


Outside service center for oil, water, battery

Front doors are behind the front axle

Twin-I-Beam front suspension and a wider track

Flattop wheelhousings make cargo area more usable

Long wheelbase but compact overall length



Choose a complete package or individual units to fit your job!

Custom-design any interior you need to better organize and hold your merchandise, tools, materials or spare parts. Ford Econoline Vans can be ordered with your choice of modular built-ins. Functional built-in components that include racks, adjustable shelf units, cabinets, bins (both padded and plain), padded trays, tote trays, baskets, book compartments, storage boxes, partitions, padded siderails, padded floor, equipment holders and ladder racks.

These options are not just parts and pieces, they are a

special system of modular units designed to fit together, work together. Components are constructed of heavy-gauge steel with gray enamel finish. They are fastened to the floor and/or body pillars to be solid and permanent, yet they are removable.

Ford offers complete, job-engineered packages for many vocations. Job-tailored interior range from dry cleaner vans (with padded vinyl-clad floor a roof-mounted rods) to complete specialized service vehicles. Each interior is designed to make your work easier, more product

General Utility SuperVan Package includes partition with upper screen and hinged center door • fire extinguisher and reflector/flag kit mounted behind driver • right side holds 6 large baskets and 2 medium baskets hung in two rows • left side has shelving unit, utility cabinet with shelves at top, an 18-drawer unit below.

Plumbing and Heating Van/ SuperVan Package includes roof ladder rack • inside partition with upper screen and hinged center door • fire extinguisher, reflector/flag kit

and book compartment behind driver • right side holds storage box, utility cabinet with 2 utility hooks at aft end • left side has shelving unit incorporating an 18-drawer unit, provision for mounting vise at aft end, and pegboard at forward end.

TV Service Van/SuperVan Package includes partition with upper screen and hinged center door • right side holds padded bin mounted over wheelhousing • left side (Van) has 8 large baskets and 3 medium baskets • left side (SuperVan) has 10 large and 3 medium baskets.

General Service SuperVan Package includes partition with upper screen and hinged center door • book compartment behind driver • right side holds shelving unit from wheelhousing to the roof • left side has utility cabinet with 18-drawer unit in its lower section; forward a shelving unit with meter storage rack in its base.

Whatever your business calls for, chances are Ford has the interior you need. Or you can custom-design any special interior you wish. No other vans are built for built-ins like Ford Econoline Vans and SuperVans.



Electronic Service Unit

Ambulance — Emergency Vehicle



Insulated Florist's Van

Special School Bus Seating

Make your plans around work-modified Econolines!

Shown are but a few modifications available for Ford Econolines:

Electronic Service Interior. Designed for servicing precision instruments, radio, TV, stereo and electronic devices, this interior includes ¾-inch plywood flooring and rubber mats. Left side holds shelf, work bench and stool, fluorescent light, power relay, circuit box, safety switch, fuse box, cordomatic reel, outlet strip, junction box with cover, armored-box type wiring and five-foot extension, plus 2 two-drawer medium cabinets, 2 four-drawer shallow cabinets, 2 adjustable

shelf unit cabinets, and a three-drawer medium cabinet. Right side holds bin with shelf (3 bins with SuperVan), 4 four-drawer shallow cabinets, 2 two-drawer medium deep cabinets, plus a spare tire and wheel attachment. Partition behind the driver (a mandatory option) is available in a choice of designs.

Ambulances*. Econoline Vans and Window Vans can be locally modified into attractive, functional emergency vehicles, and at a fraction of the cost of conventional ambulances. Roomy Ford Vans accommodate up to

four patients plus attendant and driver. Big double doors at right side and rear make patient loading quick and easy. Roomy Econolines provide space for large storage compartments to hold emergency supplies and equipment including stretchers, splints, bandaging, oxygen and other resuscitation equipment. Patients ride in smooth comfort with exclusive Twin-I-Beam and coil spring front suspension. The Econoline's ride, stability and handling ease are so outstanding for ambulance work, they must be experienced to be fully appreciated. Take a test drive in

an Econoline and see for yourself: **School Buses.*** A number of local body companies can modify Ford Econoline Window Vans into buses to carry up to 18 pupils. These conversions provide versatile, compact buses for public and private schools, transporting the handicapped, Scouts, for team events and field trips.


For units to be modified locally, an Econoline School Bus package is available. It includes HD alternator and battery, banded front door glass, full-length headlining, front and rear roof warning lights with door switches and manual control.

Insulated/Refrigerated Vans. The Econoline's large, clear floor area and big payload capacity make it an excellent choice for local conversion to an insulated or refrigerated van. Complete insulation kits (insulation panels, fasteners, seals and floorboards) and refrigeration units are available through various manufacturers for local installation.


Other popular custom modifications include display units, campers, police wagons and fire control units. See your Ford or Mercury Dealer and get your plans rolling in an Econoline Van or SuperVan.

*For further information on body conversions, see your Ford or Mercury Dealer.

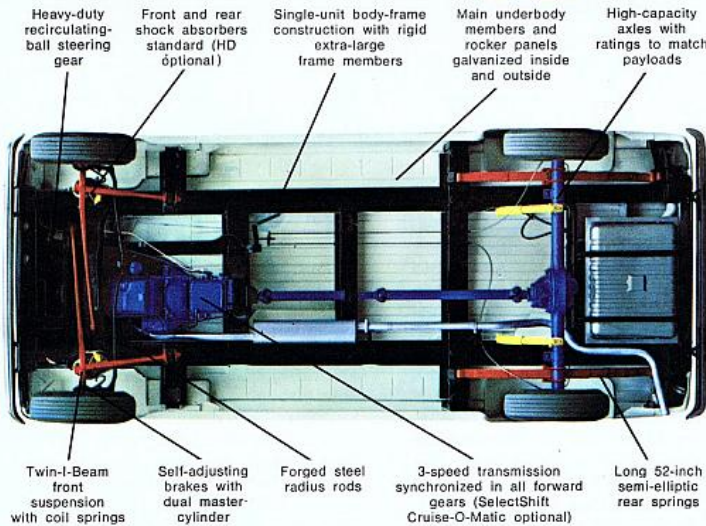
**Famous
Twin-I-Beam
suspension and
outstanding chassis
durability**



Ford's Twin-I-Beam independent front suspension works wonders in all types of service. Each front wheel is attached to its own forged steel I-beam axle. And each axle is cushioned by a big, durable coil spring and held in alignment by a forged steel radius rod. Each wheel and axle is independent of the other to prevent transfer of road shocks. This exclusive suspension system plus wide-track design provides easy steering, sharper turns, better stability on the highway, low maintenance costs and long tire life.



Optional 302 - cubic - inch V-8 provides big power for top performance! This 205-horsepower engine incorporates all the construction features that have made Ford the leading V-8 truck engine builder. The standard Econoline six-cylinder engines (170 cu. in. for E-100 and E-200; 240 cu. in. for E-300) are rated at 105 and 150 horsepower respectively.



Ford's Econoline is the tough van that is built to last. Increased durability and reliability have been built into Ford's vans through the use of extra-large main structural members in the single-unit body-frame construction. (Note the extra-large frame members.) From front axles to rear, each component has bonus strength and capacity. Even the fuel tank is big; it holds 20 gallons.

**... plus all
these Ford
Econoline Van
timesaving
conveniences**



Outside front service center simplifies checking fluid levels in radiator, battery, brake master cylinder and windshield washer reservoir. Oil dipstick, filler pipe, voltage regulator and windshield wiper motor also are located in the service center. Service attendant does not have to crawl over the front seat to make a routine check of the engine and related parts. Complete access to the engine is attained by removing cover within vehicle.



Sharp wheel cut, made possible by the wide front track, provides the short-turn maneuverability so necessary in city delivery operations. The regular E-100 Vans can turn in a 40-foot diameter curb-to-curb circle; the turning circle of the E-100 SuperVans is only 45.1 feet.



Wide-stance handling! If you don't like being pushed around by a crosswind, you'll really appreciate the steady Ford Econolines. Front and rear tread widths of over 5½ feet provide a new kind of road stability for vehicles of this type. Because front wheels can turn sharply, Econoline Vans maneuver quickly and easily, handle beautifully in traffic.

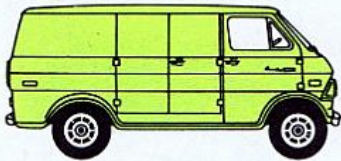


Driver "walk-through" provides a convenient passage to the cargo area from the driver's seat. No need to get out and walk around to the side or rear doors simply to reach the load compartment. Saves driver steps and time. Handy access to the load compartment from the optional passenger seat, too. The top of the padded engine cover is flat with raised edges to permit its use as a handy tray.

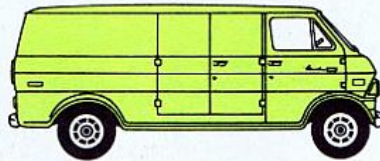


Easy entry through the big door opening behind the front wheel enables driver to slide onto seat with minimum effort. Individual driver's seat moves 4½ inches fore and aft. Steering wheel angle and height are designed for a comfortable driving position. Adjustable or flip-fold type passenger seat is available.

Choose from the No. 1 choice in vans—Ford Econoline!



E-100 Van
105.5-in. wb., 4500-lb. max. GVW
clear floor length: 103.7 in.



E-100 SuperVan
123.5-in. wb., 4500-lb. max. GVW
clear floor length: 121.7 in.




Display Van
(any series or wb.)
—windows at rear, right side



Service interior
(any series or wb.)
features bins, cabinets, shelves



E-200 Van
105.5-in. wb., 5100-lb. max. GVW
clear floor length: 103.7 in.



E-200 SuperVan
123.5-in. wb., 5400-lb. max. GVW
clear floor length: 121.7 in.



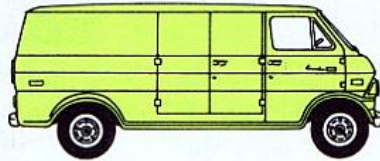
Window Van
(any series or wb.)
—windows all around the body



Utility interior
(any series or wb.)
features removable wire baskets




E-300 Van
105.5-in. wb., 7400-lb. max. GVW
clear floor length: 103.7 in.



E-300 SuperVan
123.5-in. wb., 7600-lb. max. GVW
clear floor length: 121.7 in.



Camper Conversion
(any series or wb.)
available to sleep up to six



Furniture interior
(any series or wb.)
has padded side bars, tie straps

CHASSIS SPECIFICATIONS

SERIES	E-100		E-200		E-300	
	Standard	Optional	Standard	Optional	Standard	Optional
ALTERNATOR: 12-volt (amp.)	42	55	42	55	42	55
AXLE, FRONT: Twin-I-Beam—Cap'y (lb.)	2500	—	2750	—	3300	—
AXLE, REAR: Cap'y (lb.)	3050	—	3300	—	4800	—
BATTERY: 12-volt (amp-hr)	45	70	45	70	45	70
BRAKES: Size (in.) Front—Rear	10 x 2½—10 x 1¾	—	11 x 3—11 x 2¼	—	12 x 3—12 x 2½	—
CLUTCH: Diameter (in.)	8.5	11 (w/240 Six)	8.5	11 (w/240 Six)	10	11 (w/240 Six)
ENGINE: Displacement (cu. in.)	170 Six	240 Six w/10" Clutch* 302 V-8 w/11" Clutch*	170 Six	240 Six w/10" Clutch* 302 V-8 w/11" Clutch*	240 Six	302 V-8 w/11" Clutch
ENGINE EQUIPMENT: Air Cleaner—Type (oil-bath N.A. 170 Six)	Dry	Oil-Bath	Dry	Oil-Bath	Dry	Oil-Bath
FUEL TANK: Cap'y (gal.)	20	—	20	—	20	—
SHOCK ABSORBERS: Double-acting	Front & Rear	HD Front & Rear	Front & Rear	HD Front & Rear	Front & Rear	HD Front
SPRINGS, FRONT: Cap'y (lb.)	915	—	1010	—	1155	1250 or 1350\$
SPRINGS, REAR: Cap'y (lb.) Regular Van SuperVan	800 950	950 or 1200 1200	1400 1400	—	1950 1950	2100 2100
TRANSMISSION:	3-Speed Manual	SelectShift Cruise-O-Matic	3-Speed Manual	SelectShift Cruise-O-Matic	3-Speed Manual	SelectShift Cruise-O-Matic
TIRES, TUBELESS: Number—Size (Load Range: B=4PR D=8PR)	5—E78-14 B	7.35 x 14 D 7.75 x 14 B; 7.00 x 14 8PRT†	4—G78-15 B	8.25 x 15 D 6.70 x 15 6PRT†‡	4—8.00 x 16.5 6PRT†‡	8.00 x 16.5 8PRT†† 8.00 x 16.5 10PRT††
WHEELS: Number—Dia. x Rim Type (in.)	5—14 x 5½ JK	—	4—15 x 5.5K	—	4—16.5 x 6.00	—

*HD front springs included ††=Truck-Type †Tube-type also available ‡Tube-type \$w/SuperVan only

Standard regular and SuperVan features:

Vinyl upholstery color-coordinated to exterior paint • left-hand fresh air inlet with control • painted front and rear bumpers and hub caps • dome lights in driver's compartment and cargo area • ash tray • single electric horn • coat hook • driver's seat belt with outboard retractor • mechanical jack • double-grip door locks on all doors with reversible keys • push-pull interior door locks (except rear doors) • door checks, metal • push-button vent window locks • individual driver's seat with plastic foam pad • headlining in driver and passenger area • rubber floor mat on left side • fresh air heater and defroster • double cargo doors at right and rear.

Optional custom equipment package

(In addition to or in place of standard items):

Deluxe pleated vinyl seat trim • bright-metal front and rear bumpers and hub caps • horn ring • cigarette lighter • color-coordinated floor mat on left side • glove box door with lock • bright-metal grille, taillight bezels, vent window and windshield moldings.

Other available equipment: Push-button radio; stationary or flip-fold passenger seat; high-output heater and defroster; auxiliary hot water heater; air conditioner; insulation package; insulated floor mats; inside body rub rails; inside or western-type rearview mirrors; deluxe driver and/or stationary passenger seats with color-coordinated floor mats; auxiliary step for right-side cargo doors; dual electric horns; courtesy light switches for front or all doors; full-width padded instrument panel; shoulder harness; stationary glass or

vents in rear and/or right-side cargo doors; tinted glass; inside rear door latch and lock; scuff pads at front door wells; school bus package for E-200 and E-300 Window Vans w/123.5" wb.

Standard colors: Sky View Blue, Harbor Blue, Reef Aqua, Cactus Green, Crystal Green, Tampico Yellow, Pinto Yellow, Chrome Yellow, Baja Beige, Candyapple Red, Wimbledon White. Two-tone paint combinations are available using Wimbledon White with any standard color except Chrome Yellow. Baja Beige can accent Wimbledon White, and Harbor Blue—Sky View Blue, Crystal Green—Cactus Green are additional two-tone combinations. Accent color is applied on roof only or on roof, grille and body area below the side and rear moldings included with this option.

The specifications contained herein were in effect at the time this literature was approved for printing. Ford Motor Company of Canada, Limited reserves the right to discontinue models at any time or change specifications or design without notice and without incurring obligation. All options and accessories illustrated or referred to as optional or available in this literature are at extra cost. For the price of the model with the equipment you desire, see your Ford or Mercury Dealer.



**At Ford and Mercury
Dealers across Canada**

