

GMC 2017 SIERRA HD



CAPABILITY | 2

DENALI | 10

SLT | 14

ALL TERRAIN | 18

INTERIOR | 20

EXTERIOR | 22

PROTECTION | 24

SELECTION | 28



PRECISION MATTERS.

It matters in every pound-foot of torque, every millimetre of fit and finish and every decibel of quiet. That's what drives us to reimagine solutions and create rewarding driving experiences. The new 2017 Sierra 2500HD and 3500HD are prime examples. Their quiet, refined interiors put you in control of an available all-new next-generation Duramax Turbo Diesel engine—our most powerful ever—combined with chassis systems for robust heavy-duty hauling and trailering. Together they produce a premium-duty breed of Professional Grade trucks.



SIERRA 2500HD SLT CREW CAB IN DEEP GARNET METALLIC (left)
SIERRA 3500 DENALI HD CREW CAB WITH DUAL REAR WHEELS IN DARK SLATE METALLIC (centre)
SIERRA 2500 DENALI HD CREW CAB IN ONYX BLACK (right)
Vehicles shown with available equipment.

CAPABILITY

WORKS HARD. HARDLY BREAKS A SWEAT.

Sierra HD trucks are engineered, designed and precision-crafted to help you achieve more with the enhanced heavy-duty capability of the renowned available Duramax Turbo Diesel engine and Allison® 1000 transmission. This new-generation powertrain packs more horsepower and torque. Sierra 3500 Denali HD offers robust payload and trailering as well as premium comfort and technology, followed closely by Sierra 2500 Denali HD, packing the same precision craftsmanship and un-truck-like accommodations. And for those who venture off pavement, the HD All Terrain tackles roads less paved. All of them feature quiet cabins and our most innovative cargo boxes.




572

SIERRA 3500 DENALI HD CREW CAB WITH DUAL REAR WHEELS IN ONYX BLACK
shown with available equipment.



SIERRA 2500HD CREW CAB SLT IN DEEP GARNET METALLIC
shown with available equipment.



445
HORSEPOWER
910
lb.-ft. of
TORQUE

DURAMAX

THE LEGEND. NOW MORE LEGENDARY.

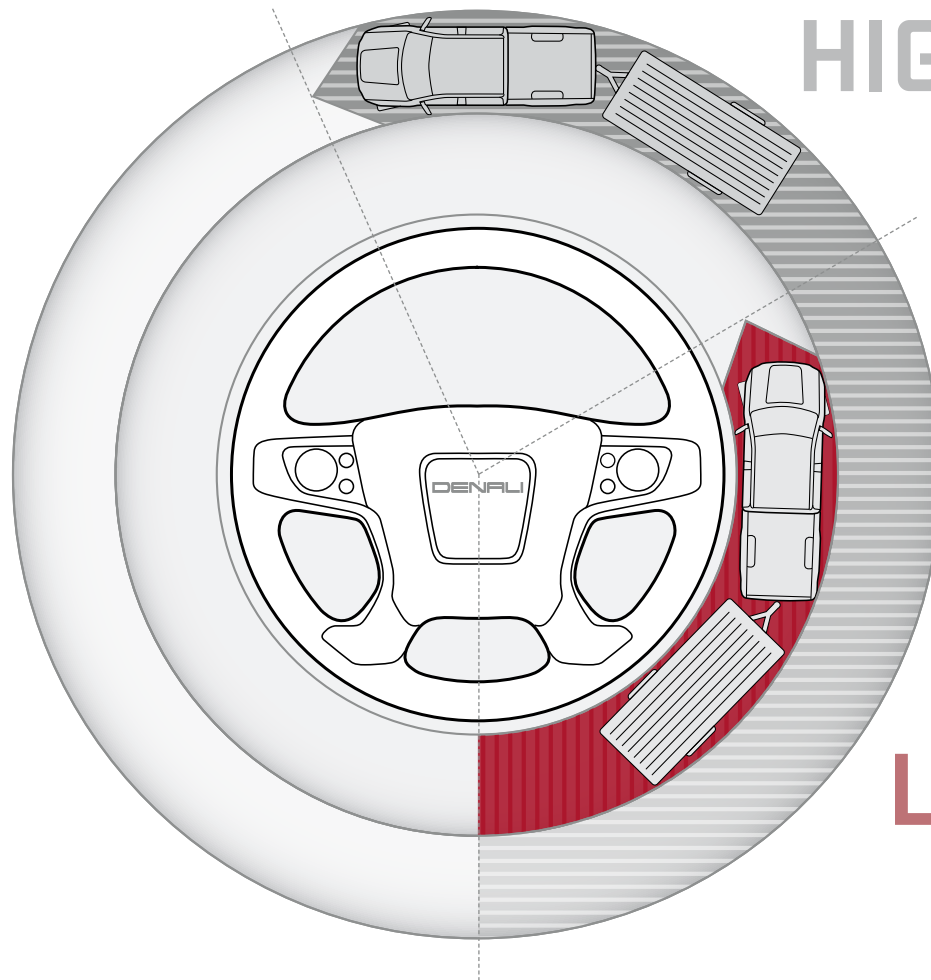
Sierra HD gets its heavy-duty power from a proven source, the all-new available Duramax 6.6L V8 Turbo Diesel mated to the Allison 1000 6-speed automatic transmission. With 910 lb.-ft. of torque and 445 hp under your right foot, it's our most powerful Duramax Diesel ever. Prefer your power gasoline-fuelled? Sierra HD comes standard with the force and efficiency of our 330-hp Vortec 6.0L V8.

- + NEW HOOD SCOOP INDUCTION SYSTEM PROVIDES COOLER AIRFLOW, CONTRIBUTING TO INCREASED HORSEPOWER (DURAMAX)
- + INCREASED RADIATOR CAPACITY FOR ENHANCED COOLING PERFORMANCE (DURAMAX)
- + OUR QUIETEST IDLING DURAMAX DIESEL ENGINE EVER
- + DRIVETRAIN ENHANCEMENTS INCLUDE A STRONGER FRONT PROP SHAFT WITH LARGER U-JOINTS (DURAMAX)
- + ALLISON TRANSMISSION WITH IMPROVED TORQUE CONVERTER DAMPER AND LOCKUP CLUTCH CAPACITY (AVAILABLE)



DIGITAL STEERING ASSIST: TURNING MADE EASY.

GMC engineers love challenges. The 2017 Sierra HD offers a steering system smart enough to tailor its response to your unique driving situation, in real time. Available Digital Steering Assist senses speed (especially important when trailering) to enable ease of handling at low speeds and improved steering feel at highway speeds. It also changes when the Tow/Haul button is activated, providing additional assist at low speeds and less at highway speeds.



HIGHWAY SPEED

HIGHWAY DRIVING While cruising at highway speeds, Digital Steering Assist decreases power assist to enhance road feel for heightened confidence and reduced driver fatigue on uneven roads.

LOW SPEED

TRAILERING & PARKING In low-speed situations, such as hitching up to a trailer or parking, Digital Steering Assist increases power steering assist for easier low-speed manoeuvrability.

WHERE THE HEAVY BEGINS.


VORTEC 6.0L V8 It's standard on Sierra HD for uncompromised power. Developed for heavy-duty performance, it's paired with a 6-speed heavy-duty automatic transmission for maximum fifth-wheel towing of up to 6713 kg.¹

FULLY BOXED FRAME The Sierra HD frame is fully boxed, with the front segments hydroformed to minimize weight without sacrificing strength to tackle the toughest heavy-duty demands.

EATON® HEAVY-DUTY AUTOMATIC LOCKING DIFFERENTIAL No other class competitor² offers a fully automatic locking rear differential for on- and off-road use.

CORROSION-RESISTANT DURALIFE BRAKE ROTORS GMC engineers used patented Ferritic Nitro-Carburizing (FNC) technology that can help double rotor life.

MULTILEAF REAR SPRINGS Mounted to the rear frame are 76.2 mm wide leaf springs that help achieve a maximum payload rating of up to 3245 kg.³



HIGH-STRENGTH STEEL To create a quiet cab, nearly two-thirds of HD's cab structure is made from high-strength steel. This fortress of strength rests on hydraulic body mounts for a smooth, comfortable ride.

STABILITRAK Sierra's electronic stability control system helps improve stability by detecting and reducing traction loss.

INDEPENDENT FRONT SUSPENSION Sierra HD's independent front suspension is designed for heavy-duty punishment as well as ride comfort. With the available Snow Plow Prep Package, Sierra HD achieves a Gross Front Axle Weight Rating of up to 2722 kg.⁴ You can make seasonal ride-height adjustments in minutes with a single wrench.

HEAVY-DUTY-CAPABLE HITCHES For heavy loads, the available conventional hitch mounted to the rear of Sierra HD offers optimal weight-carrying and weight-distributing properties of up to 9072 kg¹ when properly equipped. And for trailering the heaviest of loads of up to 10,569 kg¹ when properly equipped, the available Gooseneck/Fifth-Wheel Prep Package makes Sierra HD models ready right from the factory to tow larger trailers. It features a frame-mounted hitch platform welded in place underneath the pickup box that accommodates a gooseneck ball hitch or fifth-wheel hitch-mounting brackets and includes a cargo-bed-mounted trailer harness.

¹Before you buy a vehicle or use it for trailering, carefully review the trailering section of the Owner's Manual. The weight of passengers, cargo and options or accessories may reduce the amount you can tow. ²Comparison based on wardsauto.com 2016 Large Pickup segment and latest competitive information available at time of printing. Excludes other GM vehicles. ³Requires 3500HD Regular Cab DRW 4x2 with 6.0L V8 engine. These maximum payload ratings are intended for comparison purposes only. Before you buy a vehicle or use it to haul people or cargo, carefully review the vehicle loading section of the Owner's Manual and check the carrying capacity of your specific vehicle on the label on the inside of the driver's door jamb. ⁴Capabilities and weight ratings are dependent upon model, engine, transmission and GVWR combinations. See your GMC dealer for details.

HEAVY-DUTY TRUCKS PULL A LOT. SIERRA HD PULLS IT OFF WITH CONFIDENCE.

Sierra HD's available new enhanced Duramax Diesel power and integrated trailering technologies give you the confidence to control heavy loads, especially in challenging situations. Because, at GMC, we're not only building Professional Grade trailering machines, we're building confidence in those who drive them.

GOOSENECK/FIFTH-WHEEL PREP PACKAGE Available on all cab and box types, this package includes a box-mounted seven-pin trailer harness and hitch platform to fit a gooseneck or fifth-wheel hitch for factory-installed durability.

PREMIUM TRAILERING MIRRORS The available heated, power-adjustable trailering mirrors include segment-first¹ LED rear guidance lamps. The lamps are integrated into each mirror to enhance trailer visibility when backing up. Also included are amber auxiliary clearance lamps. When equipped on All Terrain, SLT and Denali models, the mirrors include driver memory and can also power-fold to help in car washes and other tight places.

DIESEL EXHAUST BRAKE SYSTEM The available switch-activated Diesel Exhaust Brake System offers exhaust braking capability at low engine speeds. It's combined with the Allison 1000 transmission's Tow/Haul mode and Automatic Grade Braking features to reduce the amount of conventional braking needed while trailering or travelling downhill.

TRAILER SWAY CONTROL Help keep both Sierra HD and your trailer heading in the same direction, automatically. Sensors help detect a swaying trailer, and the system helps bring it back in line by applying both the truck's and the trailer's brakes (when properly equipped).



8210 KG

2500HD

Sierra 2500HD Regular Cab 4x2 with the available Duramax Turbo Diesel and available gooseneck or fifth-wheel hitch allows you to trailer up to 8210 kg.²

¹Comparison based on wardsauto.com 2016 Large Pickup segment and latest competitive information available at time of printing. Excludes other GM vehicles. ²Before you buy a vehicle or use it for trailering, carefully review the trailering section of the Owner's Manual. The weight of passengers, cargo and options or accessories may reduce the amount you can tow.


TRAILER BRAKE CONTROLLER For control and easy monitoring of your trailer brakes, Sierra HD offers an available integrated trailer brake controller. It's located high and in easy reach of the steering wheel for quick adjustments and is included on SLE, SLT, Denali and 3500HD models.

REAR VISION CAMERA The centre screen serves as your monitor for the available Rear Vision Camera. Its dynamic grid lines help when backing up or hitching a trailer.

TOW/HAUL MODE To accelerate when trailering or hauling heavy loads, Tow/Haul mode raises transmission upshift points. It also raises downshift points using engine compression to help slow your Sierra HD instead of merely braking.

HILL START ASSIST To give you extra time to switch from the brake pedal to the accelerator on a 5 percent grade or more, Hill Start Assist holds the brakes momentarily to help prevent rolling back.

TRANSMISSION TEMPERATURE GAUGE Located in the Driver Information Centre (DIC), it allows you to monitor the transmission fluid operating temperature in real time.



9072 KG

3500HD CONVENTIONAL HITCH

With the available Duramax Turbo Diesel engine, 3500HD dual-rear-wheel models offer a max conventional trailer weight rating of up to 9072 kg² with available equipment.

10,569 KG

3500HD GOOSENECK/FIFTH-WHEEL HITCH

The Sierra 3500HD Regular Cab 4x4 dual-rear-wheel model with the available Duramax Turbo Diesel and an available gooseneck or fifth-wheel hitch can pull larger equipment, up to 10,569 kg² when properly equipped. The Crew Cab, as shown, can pull up to 10,478 kg² with available equipment.

DENALI

PREMIUM DETAILS. PREMIUM DUTY.

The Sierra Denali HD is the height of precision engineering and design, producing nothing short of Professional Grade capability. Its purposeful design creates an impactful presence and helps reduce wind noise for a quiet premium cabin. Not to be outdone, our most innovative cargo box also offers the latest features to help you load and secure cargo. Choose Denali in either 3500HD or 2500HD and know you've reached the peak of GMC craftsmanship.

+ THE LARGE ICONIC DENALI GRILLE MAKES A POWERFUL STATEMENT

+ 6" CHROME ASSIST STEPS SERVE AESTHETIC AND PRACTICAL FUNCTIONS

+ POWER-FOLDING VERTICAL TRAILERING MIRRORS HELP WHEN PULLING A WIDE LOAD
(AVAILABLE 2500HD; STANDARD 3500HD)

+ 20" CHROMED ALUMINUM WHEELS (2500HD MODELS)



SIERRA 2500 DENALI HD CREW CAB IN DARK SLATE METALLIC
shown with available equipment.



QUIETLY GOES ABOUT ITS BUSINESS.

The Sierra Denali HD cabin combines triple door seals, inlaid doors, specialized powertrain mounts and other engineering achievements to create our quietest HD pickup ever. It's the solitude, comfort and craftsmanship you never expected in a heavy-duty pickup. Denali is also loaded with premium materials, along with French seam stitching, supportive heated and ventilated Denali-embroidered leather-appointed front bucket seats and generous storage. A hand-stitched heated leather-wrapped steering wheel and soft-touch instrument panel with burnish aluminum trim distinguish the premium-duty Sierra Denali HD from all others.

- + 12-WAY POWER FRONT SEATS WITH DRIVER MEMORY
- + NEW FOR 2017, STANDARD DRIVER ALERT PACKAGE
- + DENALI-EXCLUSIVE CUSTOMIZABLE DRIVER DISPLAY
- + BOSE® PREMIUM SEVEN-SPEAKER SOUND SYSTEM



+

+



SIERRA 2500 DENALI HD INTERIOR IN JET BLACK
shown with available equipment.

SLT

BEAUTY. BRAINS. BRAWN.

Combining all three is how we earn Professional Grade. The first thing you notice about the Sierra SLT is its bold, precisely sculpted design that not only looks smart, but also works efficiently. The large three-dimensional grille is designed to capture air to help cool the engine, while the remaining air flows smoothly around the truck. And since it's a Sierra, it works hard to produce dynamic payload and trairling capabilities.

+ HID PROJECTOR-BEAM HEADLAMPS

+ THREE-DIMENSIONAL GRILLE WITH CHROME CENTRE ACCENTS AND SURROUND

+ INLAID DOORS IMPROVE AERODYNAMICS TO REDUCE WIND NOISE

+ CHROME-ACCENTED MIRROR CAPS, BODYSIDE MOULDINGS AND DOOR HANDLES ADD A PREMIUM APPEARANCE

+ NEW 20" SIX-SPOKE POLISHED ALUMINUM WHEELS (AVAILABLE ON 2500HD MODELS)

+

+





SIERRA 3500HD CREW CAB SLT WITH DUAL REAR WHEELS IN DARK SLATE METALLIC
shown with available equipment.

A SUPPORTIVE ENVIRONMENT.

Enter the Sierra HD SLT and be surrounded by a premium environment that feels as good as it looks. Your companions will find that Crew Cabs offer 1040 mm of rear leg room, while forward-hinged rear doors on Double Cabs make getting into and out of the second row easier. Once inside, the rear seats produce supportive comfort even on the longest road trips.

- + ALL-DAY COMFORT DUAL-DENSITY FOAM SEATS
- + POWER-ADJUSTABLE PEDALS
- + CENTRE FLOOR CONSOLE OFFERS PLENTY OF MOBILE OFFICE SPACE (AVAILABLE)
- + DOOR TRIM PANELS ARE REINFORCED FOR PREMIUM DURABILITY
- + 10-WAY HEATED, LEATHER-APPOINTED FRONT SEATS
- + TWO-POSITION MEMORY FOR DRIVER SEAT AND MIRRORS





SIERRA 2500HD CREW CAB SLT INTERIOR IN COCOA/DUNE
shown with available equipment.

ALL TERRAIN



SIERRA 2500HD CREW CAB ALL TERRAIN IN PEPPERDUST METALLIC
shown with available equipment.

FOLLOW YOUR IMAGINATION, NOT A MAP.

Canada's roads are great at taking us where we need to go. But to take us where we want to go, there's the Sierra HD All Terrain. It's available on 2500HD and 3500HD SLT Crew Cab single-rear-wheel models—all with 4x4. Sierra HD All Terrain is engineered to help you handle a variety of surfaces and weather conditions. The precision of Professional Grade allows you to go where you want to go.

+ Z71 OFF-ROAD SUSPENSION WITH TWIN-TUBE RANCHO® SHOCKS

+ PROTECTIVE UNDERBODY SHIELD

+ SELECTABLE ELECTRONIC 4X4 TRANSFER CASE

+ HIGH-CAPACITY AIR CLEANER

+ DRIVER-SELECTABLE HILL DESCENT CONTROL

+ OFF-ROAD INCLINOMETER

+ HEATED STEERING WHEEL

+ FRONT AND REAR PARK ASSIST

+ UNIQUE GRILLE AND BODY-COLOUR BUMPERS

+ AVAILABLE 20" POLISHED ALUMINUM WHEELS WITH DARK ARGENT ACCENTS (2500HD MODEL)

+ ALL-TERRAIN TIRES

+ SPRAY-IN BEDLINER

+ EXCLUSIVE ALL TERRAIN CABIN DESIGN



SIERRA 2500 DENALI HD INTERIOR IN JET BLACK
shown with available equipment.

F

LOOKS LIKE A COCKPIT. PERFORMS LIKE A CONTROL TOWER.

Information gives us power. That's why Sierra HD positions information where it's easy to read at a glance (gauges are LED back-lit for enhanced night viewing) and controls are within reach. Sierra also offers advanced technologies to keep you connected, informed and in control of your surroundings.

A :: ONSTAR 4G LTE WITH WI-FI® HOTSPOT¹ Available 4G LTE built-in Wi-Fi (3-month or 3 GB data trial, whichever comes first) means a fast internet connection for up to seven web-enabled devices² when Sierra is running. It's reliable, easy to use and can connect up to 15 metres around Sierra.

B :: INTELLILINK³ GMC IntelliLink features full-colour, 178 mm or available 203 mm diagonal screens for easy viewing and hands-free, voice-activated control of your smartphone. Stream music, sync MP3 music, receive vocalized text messages, benefit from Siri[®] Eyes Free assistance, connect libraries from multiple devices and store phone contacts.

C :: VOICE AND TOUCH-SCREEN NAVIGATION In response to your voice or touch, Sierra HD's available Navigation System⁴ displays 2-D or 3-D map graphics on the 203 mm diagonal centre-mounted screen. Also included, NavTraffic⁵ (with 3 trial months of SiriusXM) incorporates real-time traffic and road conditions, directing you toward the most efficient route.

D :: REAR VISION CAMERA The centre screen also serves as your monitor for the available camera. Its dynamic grid lines (included on all 178 mm and 203 mm diagonal screens) help provide the perfect target when backing up or hitching a trailer.

E :: CUSTOMIZABLE DRIVER DISPLAY Denali's 203 mm diagonal colour Driver Information Centre (DIC) lets you choose from three selectable themes—Standard, Technology and Media—to select the information you see and how you see it. The display can be navigated with steering-wheel-mounted controls.

F :: CENTRE CONSOLE WIRELESS CHARGING MAT⁶ Available wireless charging located on the centre console lets you power up your compatible phone or device anytime the vehicle is running. No cords necessary.

¹Visit onstar.ca for coverage maps, details and system limitations. Available 4G LTE Wi-Fi requires compatible mobile device, active OnStar service and data plan. Data plans provided by AT&T.® Services vary by model, conditions and geographical and technical restrictions. OnStar with 4G LTE connectivity is available on select vehicle models and in select markets. ²Devices must be WPA2-compliant with an active OnStar service plan and data plan. Wi-Fi devices manufactured prior to 2006 may not be compatible. Please consult your device manufacturer for information regarding the WPA2 security protocol and Wi-Fi device compatibility. Vehicle must be started or in accessory mode to access Wi-Fi. Visit onstar.ca for system details and limitations. ³Full functionality requires compatible Bluetooth[®] and smartphone, and USB connectivity for some devices. Visit intellilink.gmc.gm.ca for more details. ⁴At time of printing, detailed map coverage is available for most major urban areas of the United States and for certain metropolitan areas of Canada (Vancouver, Calgary, Edmonton, Winnipeg, Windsor, London, Toronto, Ottawa, Montreal, Quebec City and Halifax). Coverage is significantly limited outside these areas. ⁵Available in 10 Canadian provinces, three territories and the 48 contiguous United States. Subscription sold separately after trial period. If you decide to continue your service at the end of your trial subscription, the plan you choose will automatically renew and bill at then-current rates until you call 1-877-209-0079 to cancel. Other fees and taxes will apply. All fees and programming subject to change. See SiriusXM "Terms & Conditions" and complete details at siriusxm.ca. ⁶The vehicle must be on or Retained Accessory Power must be active. Remove all objects from the charging pad. Place the compatible mobile device face up on the charging symbol on the charging pad. Move the device slowly until the battery charging symbol displays on the touch-screen, indicating the device is charging. See your Infotainment System Owner's Manual.



STOPS JUST SHORT OF LOADING ITSELF.

Let's get to work. To help you do just that, Sierra HD offers our most innovative cargo box ever. The highlight of this collaboration between engineering and design is the widely acclaimed CornerStep rear bumper. But Professional Grade means we didn't stop there.

CORNERSTEP REAR BUMPER AND INTEGRATED HANDGRIPS Crafted into the corners, the bumper steps make it easy to access the cargo box. The depth of the step accommodates large boots, and ergonomically designed handgrips on the top of the side rails help give you a boost into the bed.



NEW REMOTE POWER-LOCKING TAILGATE This available convenience allows you to lock or unlock the tailgate from the key fob.

EZ-LIFT AND LOWER TAILGATE Loading the cargo box takes less effort thanks to an available EZ-Lift and Lower Tailgate. It also keeps the tailgate from slamming down.

SPRAY-IN BEDLINER To provide a permanent, durable, nonskid surface, the available (standard on Denali and All Terrain) black liner covers the entire bed below the side rails, including the tailgate, front box top rail and lower tie-down hooks. It's designed to protect Sierra's premium fit and finish.

LED UNDER-RAIL LIGHTS Available LED lights are conveniently positioned under each cargo box rail to make it easier to load or unload at night, or when the box is enclosed by a tonneau cover.



EIGHT TIE-DOWN HOOKS In addition to four lower stationary hooks are four patented, load-bearing movable upper hooks. Rated at 113 kg¹ each, the upper hooks can be repositioned in several places around the box depending on the cargo being secured.

BED RAIL PROTECTION Simple yet all-too-important elements like standard rail protectors at the top of the box improve damage resistance. And to help reduce turbulence, a rear spoiler is integrated into the top of the tailgate.

HIGH-STRENGTH STEEL BED Unlike the stamped-steel process, a roll-formed process is used in Sierra HD's cargo bed floor to allow for a higher-grade steel that's stronger, lighter and more durable. Sierra HD offers a maximum payload capacity of up to 3245 kg² on 3500HD 4x2 Regular Cab models with dual rear wheels and 6.0L V8 engine.



¹Cargo and load capacity limited by weight and distribution. ²These maximum payload ratings are intended for comparison purposes only. Before you buy a vehicle or use it to haul people or cargo, carefully review the vehicle loading section of the Owner's Manual and check the carrying capacity of your specific vehicle on the label on the inside of the driver's door jamb.

PROTECTION

YOU CAN'T BE TOO AWARE.

Sierra HD elevates pickup truck safety by offering the available Driver Alert Package. It includes Forward Collision Alert, Lane Departure Warning, Front and Rear Park Assist and the Safety Alert Driver Seat. Safety features are no substitute for the driver's responsibility to operate the vehicle in a safe manner. The driver should remain attentive to traffic, surroundings and road conditions at all times. Read the vehicle Owner's Manual for important feature limitations and information.

REAR PARK ASSIST This available feature alerts you when it detects objects behind the truck.

REAR VISION CAMERA The centre screen serves as your monitor for the available Rear Vision Camera. Its dynamic grid lines help when backing up or hitching a trailer.



¹Always use safety belts and the correct restraint for your child's age and size. Even in vehicles equipped with the Passenger Sensing System, children are safer when properly secured in a rear seat in the appropriate infant, child or booster seat. Never place a rear-facing infant restraint in the front seat of any vehicle equipped with a passenger airbag. See the Owner's Manual and child safety seat instructions for more safety information.

SAFETY ALERT DRIVER SEAT This available seat warns you of potential traffic danger using directional vibration pulses from the seat cushion. Works with Forward Collision Alert, Lane Departure Warning and Front and Rear Park Assist.



LANE DEPARTURE WARNING It's available to alert you when Sierra HD drifts over a lane line without signalling while travelling at least 56 km/h.

FRONT PARK ASSIST This available feature alerts you if it detects objects in front of the truck.

FORWARD COLLISION ALERT To help prevent frontal crashes, this available technology alerts drivers when it detects that they are closing in on a vehicle ahead too quickly.

AIRBAGS Sierra HD offers up to six airbags* (standard on 2500HD and select 3500HD models), including frontal, head-curtain side-impact with rollover protection and front-seat-mounted side-impact airbags.

EVEN OUR PROTECTION IS HEAVY-DUTY.

Pro Grade Protection is standard on every 2017 Sierra HD. From maintenance to protecting your entire vehicle, you can drive with the knowledge that your operating costs have been reduced.

+ 2-YEAR/48,000 KM LUBE-OIL-FILTER MAINTENANCE¹

+ 3-YEAR/60,000 KM NEW-VEHICLE LIMITED WARRANTY²

+ 5-YEAR/160,000 KM POWERTRAIN LIMITED WARRANTY²

+ 5-YEAR/160,000 KM ROADSIDE ASSISTANCE/COURTESY TRANSPORTATION²



WE'RE AS CLOSE AS THE BLUE BUTTON.



Standard for 6 months, the OnStar Guidance Plan (trial excludes Hands-Free Calling minutes) lets you connect to an OnStar Advisor just by pushing the blue OnStar button in your Sierra HD.



ONSTAR 4G LTE WITH WI-FI³ Sierra has an available built-in Wi-Fi hotspot for connecting up to seven tablets, laptops or other devices⁴ at fast speeds, so the content you crave is always headed where you are. Requires a data plan after the 3-month or 3 GB data trial (whichever comes first).

ONSTAR BASIC PLAN⁵ With the Basic Plan, you've got a powerful connection to your vehicle and the world around you standard for 5 years at no additional cost to you. You'll have access to select services, which include limited features of the myGMC mobile app⁶ that lets you remote-start your vehicle (if equipped) and manage your vehicle's Wi-Fi hotspot (if equipped). Plus, lock or unlock your doors—all from your mobile device. Your vehicle can run diagnostic checks on itself and remind you of servicing needs by email.

AUTOMATIC CRASH RESPONSE Depending on the severity of the crash, built-in sensors may automatically alert an OnStar Advisor who is immediately connected into your vehicle to see if you need help—even if you can't ask for it.

EMERGENCY SERVICES One push of the red emergency button gives you a priority connection to a specially trained OnStar Advisor who can direct emergency services to your exact location and offer critical assistance until help arrives. With OnStar, you're never alone.

CRISIS ASSIST During severe weather or other crisis situations, OnStar can provide a quick, central point of contact when you need emergency assistance, navigation help or information.

ROADSIDE ASSISTANCE⁷ If you're stranded, have a flat tire or need a tow truck, just ask an OnStar Advisor to get help to your exact location to get you back on the road quickly.

STOLEN VEHICLE ASSISTANCE⁸ If your vehicle is stolen, OnStar can work with authorities and can use GPS to pinpoint and quickly help recover it. On many models, an Advisor can send a signal to slow the vehicle or prevent it from being started. And with the new Theft Alarm Notification⁹ feature, if your car alarm sounds, you'll receive a notification by text, email or phone call.

TURN-BY-TURN NAVIGATION¹⁰ Getting directions is as easy as pushing a button and telling an Advisor where you want to go. Directions are quickly downloaded to your vehicle, and a voice calls out every turn. An Advisor can also help you with a database of more than 1 million points of interest. To plan routes in advance, you can send destinations to your vehicle through an Advisor or the myGMC mobile app⁶

myGMC MOBILE APP⁶ You can remotely start your vehicle, lock or unlock your doors, honk your horn and flash your lights. You can also send destinations to your vehicle through your smartphone.

REMOTE SERVICES¹¹ A simple call to an OnStar Advisor can send a signal to unlock your doors or honk the horn and flash the lights. It's technology hard at work to get you back on the road.

HANDS-FREE CALLING¹² Your vehicle has built-in Hands-Free Calling to help keep you safely connected when your cellphone isn't easily accessible. Choose from minute bundles or a minutes-per-month plan.

ATYOURSERVICE¹³ Life just got easier and more affordable with the personalized connection of AtYourService. By simply pressing the blue OnStar button, our trusted Advisors can help you locate hotels and even book your room through Priceline.

ADVANCED DIAGNOSTICS¹⁴ Feel confident and safe knowing you have a self-diagnosing vehicle. Now your vehicle can easily run a check on its key systems and send you a monthly Diagnostics Report email. You'll know more and worry less with Advanced Diagnostics.

DEALER MAINTENANCE NOTIFICATION Is it time for an oil change? Or a new air filter? You'll always know because your vehicle can email your Diagnostics Report to the dealer when it's time, and the dealer may contact you to set up a service appointment.



myGMC mobile app⁶

³Whichever comes first. Limit of four complimentary Lube-Oil-Filter services in total. Fluid top-offs, inspections, tire rotations, wheel alignments and balancing, etc., are not covered. Conditions and limitations apply. See your dealer for details. ⁴Whichever comes first. Conditions and limitations apply; see your dealer for details. ⁵Visit onstar.ca for coverage maps, details and system limitations. Available 4G LTE Wi-Fi requires compatible mobile device, active OnStar service and data plan. Data plans provided by AT&T. Services vary by model, conditions and geographical and technical restrictions. OnStar with 4G LTE connectivity is available on select vehicle models and in select markets. ⁶Devices must be WPA2-compliant with an active OnStar service plan and data plan. Wi-Fi devices manufactured prior to 2006 may not be compatible. Please consult your device manufacturer for information regarding the WPA2 security protocol and Wi-Fi device compatibility. Vehicle must be started or in accessory mode to access Wi-Fi. Visit onstar.ca for system details and limitations. ⁷The OnStar Basic Plan is available for 5 years from the date of delivery of the eligible new 2015 model year and newer vehicles and is transferable to subsequent owners for the remaining term. The Basic Plan includes access to: (1) monthly Diagnostics Report emails (capabilities vary by model); (2) Dealer Maintenance Notification; and (3) limited myGMC mobile app services, which include remote start (requires factory-installed and enabled remote-start system), remote lock/unlock doors (requires automatic locks) and remote horn and lights activation. The myGMC mobile app is available on select Apple[®] Android[™] BlackBerry[®] and Windows[®] devices. Visit onstar.ca for vehicle availability, coverage map, details and system limitations. The OnStar Basic Plan does not include any Emergency Services, Automatic Crash Response, Stolen Vehicle Assistance, live Advisor service or Hands-Free Calling. These and other services are available under a paid plan. If you sell your vehicle or wish to cancel use of Basic Plan services, you must contact OnStar at 1-888-4-ONSTAR (1-888-466-7827). ⁸Available on select Apple[®] Android, BlackBerry and Windows devices. Requires an active OnStar service plan. Services vary by device, vehicle, conditions and the type of service plan you have. Data rates may apply. Please visit onstar.ca for vehicle availability, system limitations, geographical and technical restrictions and further details. ⁹Roadside service provided by Allstate Roadside Services. Restrictions apply. ¹⁰Services vary by model, conditions and geographical and technical restrictions. Visit onstar.ca for details and system limitations. Stolen Vehicle Slowdown and Remote Ignition Block are only available on select 2009 and newer GM vehicles. ¹¹Requires an active factory-installed theft-deterrent system, the Security or Guidance Plan and selected notification preference[s]. Capability varies by model. Message and data rates may apply. Your vehicle's electrical systems and your smartphone (or other device) must be operative and sending/receiving data via wireless services and GPS satellite signals for the Theft Alarm Notification service to function properly. Vehicles must be locked electronically to arm the factory-installed theft-deterrent system. Theft Alarm Notifications are sent only to you. OnStar does not notify police of a Theft Alarm Notification. The Theft Alarm Notification service may alert you to a theft in progress. Always use caution and good judgement. Do not approach the vehicle unless you are certain the situation is safe. OnStar is not responsible for the acts of third parties. See OnStar User Terms and onstar.ca for system limitations. ¹²Requires ABS and Guidance Plan. Visit onstar.ca for coverage maps. Services vary by model. ¹³Visit onstar.ca for coverage map, details and system limitations. Services vary by model and conditions. Unlock feature requires automatic door locks. Remote Start requires factory-installed and enabled remote-start system. ¹⁴OnStar Hands-Free Calling requires an existing OnStar service plan and available prepaid minutes. Not available in certain markets. Calls may be made to the U.S. and Canada only. Minutes good for the specified term or until service plan is terminated, whichever comes first. Visit onstar.ca for coverage map, details and system limitations (including geographic and technical restrictions). ¹⁵PRICELINE is a service mark of priceline.com LLC. ¹⁶Availability and capabilities vary by model. Visit onstar.ca for details and system limitations. Message and data rates may apply. Requires an active OnStar service plan, email address on file and enrolment in Advanced Diagnostics. Diagnostic Alerts are designed to help provide the status of key systems based on information collected from the vehicle. Proactive Alerts are designed to help predict specific types of issues based on information collected from the vehicle. Other factors may affect vehicle performance. Not all issues will deliver alerts. In certain scenarios, a dealer service check may be required to confirm the accuracy of the Diagnostic and Proactive Alerts.

SELECTION

BECAUSE NOT JUST ANY WHEELS WILL DO.

Building a premium-duty truck like the 2017 Sierra HD means engineering every millimetre of it from the ground up—including the wheels it rides on. That's why you'll find a selection of GMC wheels in a range of styles and sizes for your Sierra HD. See your dealer for more availability details.

2500HD WHEELS



17" PAINTED STEEL (PYN)
Standard on 2500HD Sierra



18" PAINTED STEEL (PYT)
Available on 2500HD Sierra



17" MACHINED ALUMINUM (PYQ)
Standard on 2500HD SLE;
Available on 2500HD Sierra



18" CHROMED ALUMINUM (PYR)
Standard on 2500HD SLT and All Terrain;
Available on 2500HD SLE



20" POLISHED ALUMINUM (PYU)
Available on 2500HD SLE



20" 6-SPOKE POLISHED ALUMINUM (Q7R)
Available on 2500HD SLT



20" POLISHED ALUMINUM WITH DARK
ARGENT ACCENTS (RTH)
Available on 2500HD All Terrain

DENALI HD SRW WHEELS



20" CHROMED ALUMINUM (RQA)
Standard on 2500 Denali HD



18" CHROMED ALUMINUM (PYR)
Standard on 3500 Denali HD;
Available on 2500 Denali HD

3500HD SRW WHEELS



18" PAINTED STEEL (PYT)
Standard on 3500HD Sierra



18" CHROMED ALUMINUM (PYR)
Standard on 3500HD SLE, SLT and All Terrain

3500HD DRW WHEELS



17" PAINTED STEEL (PYW)
Standard on 3500HD Sierra



17" PAINTED STEEL WITH CHROME OVERLAY (P06)
Standard on 3500HD SLE and SLT



17" POLISHED FORGED ALUMINUM (RS7)
Standard on 3500 Denali HD;
Available on 3500HD Crew Cab SLE and SLT

ACCESSORIES

DIY.

Go ahead, equip your Sierra HD exactly the way you want. Engineered to the same Professional Grade standards as your Sierra HD, dealer-installed GMC Accessories range from functional enhancements such as assist steps and storage systems to stylish accents.





GOOSENECK HITCH PACKAGE Tow heavy loads confidently with your Sierra HD using this gooseneck hitch package.



PREMIUM ALL-WEATHER FLOOR LINERS Sierra's available floor liners take all-weather floor mat coverage further with raised edges to help protect floor and trim contours.




STATIONARY TOOLBOX This available diamond-patterned toolbox features a cover with dual gas shocks for smooth opening and closing, and it features the GMC logo.



TONNEAU COVERS The soft cover shields cargo and easily rolls up to allow full access to the bed. The hard cover is tri-folding and adds strong content protection.

COLOUR AND TRIM

INSTRUMENT PANEL ACCENTS



Axiom Aluminum




Dark Aluminum



Burnish Aluminum


DOOR AND CONSOLE ACCENTS




Off-Road Carbon Accent



Mineral Caster Wood Tone



Grand Lace Wood Tone



Oblique Hanon Oak Wood Tone


INTERIOR COLOURS/ SEATING SURFACES

VINYL

CLOTH



Jet Black/Dark Ash



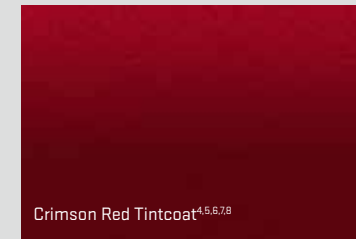

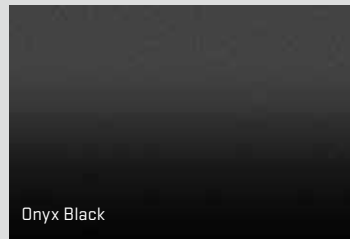
Jet Black/Jet Black

MODELS

MODEL	Axiom Aluminum	Dark Aluminum	Burnish Aluminum	Off-Road Carbon Accent	Mineral Caster Wood Tone	Grand Lace Wood Tone	Oblique Hanon Oak Wood Tone	Jet Black/Dark Ash	Jet Black/Jet Black
SIERRA	–	–	–	–	–	–	–	○	●
SLE	●	–	–	–	● ¹	● ²	–	–	●
SLT	●	–	–	–	● ¹	● ²	–	–	–
ALL TERRAIN	–	●	–	●	–	–	–	–	–
DENALI	–	–	●	–	–	–	●	–	–

KEY ● STANDARD ○ AVAILABLE – NOT AVAILABLE

EXTERIOR COLOURS (See your GMC dealer for more exterior colour details and availability.)



¹With Cocoa/Dune interior colour only. ²With Jet Black and Jet Black/Dark Ash interior colour only. ³Includes unique Denali accents. ⁴Additional charge, premium paint. ⁵Not available on Denali. ⁶Not available with All Terrain Package. ⁷Not available on Crew Cab models. ⁸Not available on base Sierra trim. ⁹Denali models only. ¹⁰Crew Cab models only.


LEATHER APPOINTMENTS




Jet Black/Dark Ash




Cocoa/Dune




Jet Black/Jet Black



Jet Black/Jet Black Perforated




Jet Black/Jet Black with Cobalt Red Accents



Jet Black/Dark Ash



Jet Black/Dark Ash Perforated



Cocoa/Dune



Cocoa/Dune Perforated



Cocoa/Dark Sand Perforated

—

●

—

—

—

—

●

—

—

—

—

○

●

—

—

—

—

○

—

●³

—

—

—

●

—

—

—

●

—

—

—

—

○

—

—

—

—

●

—

—

—

—

○

—

—

—

—


—

—


●³



Mineral Metallic^{4,9}



Cardinal Red^{5,6}



Deep Garnet Metallic^{4,10}



Dark Slate Metallic⁴



Pepperdust Metallic^{4,5}

SIERRA HD SPECIFICATIONS

CARGO DIMENSIONS¹

DIMENSIONS	STANDARD BOX	LONG BOX SRW	LONG BOX DRW
Cargo Volume (L)	1727	2161	2161
Inside Width at Floor (mm)	1296	1296	1296
Box Length at Floor (mm)	2003	2483	2483
Inside Box Height (mm)	539	539	542
EXTERIOR DIMENSIONS	REGULAR CAB	DOUBLE CAB	CREW CAB
Height (mm)	1950-1979 ²	1972-1984 ²	1975-1990 ²
Overall Length (mm)			
Standard Box	–	5842	6083
Long Box	5701	6322	6563
INTERIOR DIMENSIONS (mm)	REGULAR CAB	DOUBLE CAB	CREW CAB
Head Room (front/rear)	1087/–	1087/982	1087/1029
Leg Room (front/rear)	1150/–	1150/880	1150/1040
Shoulder Room (front/rear)	1677/–	1647/1634	1647/1634
Hip Room (front/rear)	1555/–	1593/1530	1543/1530
WHEELBASE (mm)	REGULAR CAB	DOUBLE CAB	CREW CAB
Standard Box	–	3663	3904
Long Box	3393	4016	4260

STANDARD TECHNICAL DATA

Series / Drive Type	4X2	4X4
BRAKES All models: Power 4-wheel anti-lock braking system	14" diameter 4-wheel disc (includes Duralife rotors)	14" diameter 4-wheel disc (includes Duralife rotors)
STEERING	Power recirculating ball with Smart Flow System	Power recirculating ball with Smart Flow System
FUEL TANK CAPACITY (Litres/imp. gal.) (approx.)	136/30	136/30
ALTERNATOR (amps)	150	150
MAXIMUM GVWR ³ (Gross Vehicle Weight Rating, kg)	VORTEC 6.0L V8/DURAMAX 6.6L V8 TURBO DIESEL	
	REGULAR CAB	DOUBLE CAB
2500HD		
Standard Box	–/–	4309/4536
Long Box	4309/4491	4309/4536
3500HD		
SRW	4854/5171	5095/5262
DRW	6123/5908	5908/5908
	CREW CAB	
		4990/5262
		5908/5908

¹Cargo and load capacity limited by weight and distribution. ²Depending on model and tire size selected. ³When properly equipped; includes weight of vehicle, passengers, cargo and equipment. ⁴Capacities and weight ratings are dependent on model, engine, transmission and GVWR combinations. See your GMC dealer for details.

ENGINES

	VORTEC 6.0L V8 VVT (L96)	DURAMAX 6.6L V8 TURBO DIESEL (L5P)
FUEL TYPE	Gasoline	Diesel (B20 biodiesel capable)
CAPACITY	6.0 litres (364 cu. in.)	6.6 litres (402 cu. in.)
SAE NET HORSEPOWER @ RPM	330 @ 4600	445 @ 2800
SAE NET TORQUE (lb.-ft.) @ RPM	380 @ 4200	910 @ 1600
ENGINE/ MODEL AVAILABILITY		
Regular Cab	●	○
Double Cab	●	○
Crew Cab	●	○

SIERRA HD SUSPENSIONS

FRONT SUSPENSIONS⁴

INDEPENDENT TORSION BAR—2500HD/3500HD

STANDARD FRONT AXLE/ SPRING CAPACITY (kg)	4X2	4X4
Regular Cab	1996/1996	1996/1996
Double Cab	1996/1996	1996/2177
Crew Cab	1996/1996	2177/2177

REAR SUSPENSIONS⁴

SEMI-ELLIPTICAL MULTILEAF—2500HD/3500HD-SRW/3500HD-DRW

REAR AXLE/SPRING CAPACITY (kg)	4X2	4X4
Regular Cab	2812/3198/4457	2812/3198/4457
Double Cab	2812/3198/4252	2812/3198/4252
Crew Cab	2812/3198/4252	2812/3198/4252

SIERRA HD SPECIFICATIONS (CONTINUED)

CONVENTIONAL TRAILER WEIGHT RATINGS¹ (kg) (Based on SAE J2807 performance requirements)

Model	Engine	Axle Ratio	GCWR ²	2500HD Standard Box 4X2 SRW	2500HD Long Box 4X2 SRW	3500HD Standard Box 4X2 SRW	3500HD Long Box 4X2 SRW	3500HD Long Box 4X2 DRW	2500HD Standard Box 4X4 SRW	2500HD Long Box 4X4 SRW	3500HD Standard Box 4X4 SRW	3500HD Long Box 4X4 SRW	3500HD Long Box 4X4 DRW
Regular Cab	Vortec 6.0L V8	4.10	9571	–	6577	–	6577	6486	–	6577	–	6486	6350
	Duramax 6.6L V8 Turbo Diesel	3.73	11,476	–	6577	–	–	–	–	6577	–	6577	–
		3.73	14,197	–	–	–	–	–	–	–	–	–	9072
Double Cab	Vortec 6.0L V8	4.10	9571	5897	6532	–	6441	6260	5897	6396	–	6305	6169
	Duramax 6.6L V8 Turbo Diesel	3.73	11,476	5897	6577	–	6577	–	5897	6577	–	6577	–
		3.73	14,197	–	–	–	–	9072	–	–	–	–	–
Crew Cab	Vortec 6.0L V8	4.10	9571	5897	6486	5897	6396	6214	5897	6305	5897	6214	6078
	Duramax 6.6L V8 Turbo Diesel	3.73	11,476	5897	6577	5897	6577	–	5897	6577	5897	6804	–
		3.73	14,197	–	–	–	–	9072	–	–	–	–	9072

SRW-Single Rear Wheel DRW-Dual Rear Wheel

FIFTH-WHEEL/GOOSENECK TRAILER WEIGHT RATINGS¹ (kg) (Based on SAE J2807 performance requirements)

Model	Engine	Axle Ratio	GCWR ²	2500HD Standard Box 4X2 SRW	2500HD Long Box 4X2 SRW	3500HD Standard Box 4X2 SRW	3500HD Long Box 4X2 SRW	3500HD Long Box 4X2 DRW	2500HD Standard Box 4X4 SRW	2500HD Long Box 4X4 SRW	3500HD Standard Box 4X4 SRW	3500HD Long Box 4X4 SRW	3500HD Long Box 4X4 DRW
Regular Cab	Vortec 6.0L V8	4.10	9571	–	6713	–	6622	6486	–	6577	–	6486	6305
	Duramax 6.6L V8 Turbo Diesel	3.73	11,476	–	8210	–	–	–	–	7212	–	7983	–
		3.73	14,197	–	–	–	–	–	–	–	–	–	10,569
Double Cab	Vortec 6.0L V8	4.10	9571	6577	6532	–	6441	6260	6441	6396	–	6305	6123
	Duramax 6.6L V8 Turbo Diesel	3.73	11,476	7439	7121	–	7938	–	8532	6214	–	7802	–
		3.73	14,197	–	–	–	–	10,523	–	–	–	–	–
Crew Cab	Vortec 6.0L V8	4.10	9571	6486	6441	6441	6350	6214	6350	6305	6305	6214	6033
	Duramax 6.6L V8 Turbo Diesel	3.73	11,476	6985	6713	7938	7893	–	6123	5625	7802	7711	–
		3.73	14,197	–	–	–	–	10,478	–	–	–	–	–

SRW-Single Rear Wheel DRW-Dual Rear Wheel ¹Before you buy a vehicle or use it for trailering, carefully review the trailering section of the Owner's Manual. The weight of passengers, cargo and options or accessories may reduce the amount you can tow. ²Gross Combined Weight Rating. When properly equipped, includes weight of the vehicle and trailer combination, including the weight of the driver, passengers, fuel, optional equipment and cargo in the vehicle and trailer.

AXLE RATINGS AND PLOW WEIGHTS (kg)

FRONT GROSS AXLE WEIGHT RATING (FGAWR) WITH SNOW PLOW PREP PACKAGE (4X4 MODELS ONLY)

NOTE: All models are capable of up to 45 kg maximum of permanently attached snow plow mounting hardware.

Model	Engine RPO	Engine Type	2500HD SRW	3500HD SRW	3500HD DRW
Regular Cab	L96	Gas	2359	2540	2540
	L5P	Diesel	2722	2722	2722
Double Cab Standard Box/Long Box	L96	Gas	2359/2540	–/2540	–/2540
	L5P	Diesel	2722/2722	–/2722	–/2722
Crew Cab Standard Box/Long Box	L96	Gas	2359/2540	2540/2540	–/2540
	L5P	Diesel	2722/2722	2722/2722	–/2722

MAXIMUM PLOW WEIGHTS⁴ (4X4 MODELS ONLY)

Model	Engine RPO	Engine Type	2500HD SRW	3500HD SRW	3500HD DRW
Regular Cab	L96	Gas	408	454	454
	L5P	Diesel	442	442	420
Double Cab Standard Box/Long Box	L96	Gas	352/454	–/454	–/454
	L5P	Diesel	374/352	–/363	–/352
Crew Cab Standard Box/Long Box	L96	Gas	329/431	454/431	–/420
	L5P	Diesel	352/318	363/329	–/318

SRW-Single Rear Wheel DRW-Dual Rear Wheel ⁴Maximum weight (kg) of removable snow plow blade and blade hardware. Maximum plow weights based on a vehicle with average manufacturer option content and 68 kg each for driver and one additional front-seat occupant. Additional equipment and occupants will reduce maximum plow weight. Rear compensating weight may be required to maintain front axle weight below 65% of total vehicle weight when equipped with snow plow. Consult your snow plow manufacturer for specific compensating weight recommendation.

MAXIMUM PAYLOAD¹ (kg)

Model	Engine	GVWR ²	2500HD Standard Box 4X2 SRW	2500HD Long Box 4X2 SRW	3500HD Standard Box 4X2 SRW	3500HD Long Box 4X2 SRW	3500HD Long Box 4X2 DRW	2500HD Standard Box 4X4 SRW	2500HD Long Box 4X4 SRW	3500HD Standard Box 4X4 SRW	3500HD Long Box 4X4 SRW	3500HD Long Box 4X4 DRW		
Regular Cab	Vortec 6.0L V8	4218	–	1603	–	–	–	–	–	–	–	–		
		4309	–	–	–	–	–	–	1547	–	–	–		
		4717	–	–	–	1991	–	–	–	–	–	–		
		4854	–	–	–	–	–	–	–	–	1978	–		
		6078	–	–	–	–	–	–	–	–	–	3050		
		6124	–	–	–	–	–	3245	–	–	–	–		
	Duramax 6.6L V8 Turbo Diesel	4490	–	1453	–	–	–	–	–	1306	–	–	–	
		5171	–	–	–	–	–	–	–	–	–	1919	–	
		5908	–	–	–	–	–	–	–	–	–	–	2503	
	Double Cab	Vortec 6.0L V8	4309	1534	1486	–	–	–	1403	1355	–	–	–	
4854			–	–	–	1926	–	–	–	–	–	–		
4990			–	–	–	–	–	–	–	–	–	1935	–	
5908			–	–	–	–	–	2828	–	–	–	–	2701	
Duramax 6.6L V8 Turbo Diesel		4536	1339	1290	–	–	–	–	1207	1160	–	–	–	
		5080	–	–	–	–	1776	–	–	–	–	–	–	
		5262	–	–	–	–	–	–	–	–	–	–	1831	
		5908	–	–	–	–	–	2451	–	–	–	–	2324	
		4309	1466	1425	–	–	–	–	1335	–	–	–	–	
		4490	–	–	–	–	–	–	–	1445	–	–	–	
Crew Cab	Vortec 6.0L V8	4763	–	–	1838	–	–	–	–	–	–	–		
		4854	–	–	–	1871	–	–	–	–	–	–		
		4899	–	–	–	–	–	–	–	–	1841	–		
		4990	–	–	–	–	–	–	–	–	–	1848	–	
		5908	–	–	–	–	–	2772	–	–	–	–	2613	
		Duramax 6.6L V8 Turbo Diesel	4536	1271	1230	–	–	–	–	1140	1069	–	–	–
			5035	–	–	1733	–	–	–	–	–	–	–	–
			5171	–	–	–	1811	–	–	–	–	–	–	–
	5216		–	–	–	–	–	–	–	–	1781	–	–	
	5262	–	–	–	–	–	–	–	–	–	1743	–		
5908	–	–	–	–	–	2395	–	–	–	–	2236			

¹These maximum payload ratings are intended for comparison purposes only. Before you buy a vehicle or use it to haul people or cargo, carefully review the vehicle loading section of the Owner's Manual and check the carrying capacity of your specific vehicle on the label on the inside of the driver's door jamb. ²Gross Vehicle Weight Rating (GVWR). When properly equipped; includes weight of vehicle, passengers, cargo and equipment.

TRIM LEVELS	SIERRA	SLE	SLT	ALL TERRAIN	DENALI
CONFIGURATIONS					
REGULAR CAB	○	○	-	-	-
DOUBLE CAB	○	○	○	-	-
CREW CAB	○	○	○	●	●
4X2	○	○	○	-	-
4X4	○	○	○	●	●
DUAL REAR WHEELS (DRW)	○	○	○	-	○
MECHANICAL					
AIR CLEANER High capacity	●	●	●	●	●
ALTERNATOR 150 amps	●	●	●	●	●
220 amps. Included with the Snow Plow Prep Package.	○	○	○	○	○
Dual, 150 amps and 220 amps each. Requires Duramax 6.6L V8 Turbo Diesel engine.	○	○	○	○	○
AUXILIARY EXTERNAL TRANSMISSION OIL COOLER	●	●	●	●	●
AUXILIARY EXTERNAL ENGINE OIL COOLER	●	●	●	●	●
BATTERY Heavy-duty maintenance-free with rundown protection and retained accessory power. Includes dual batteries with Duramax 6.6L V8 Turbo Diesel engine.	●	●	●	●	●
AUXILIARY BATTERY 730 Cold Cranking Amps (CCA). Requires Vortec 6.0L VVT SFI V8 engine.	○	○	○	○	○
BRAKES 4-wheel disc with 4-wheel anti-lock (includes Duralife brake rotors)	●	●	●	●	●
CAPLESS FUEL FILL Not available with Duramax 6.6L V8 Turbo Diesel or Box Delete	●	●	●	●	●
COLD-WEATHER PROVISIONS Includes front radiator grille and front bumper openings cover. Requires Duramax 6.6L V8 Turbo Diesel engine.	○	○	○	○	○
FRAME Fully boxed with hydroformed front section	●	●	●	●	●
ENGINE Vortec 6.0L V8 VVT with SFI	●	●	●	●	●
Duramax 6.6L V8 Turbo Diesel with Direct Injection and B20 biodiesel capability	○	○	○	○	○
ENGINE BLOCK HEATER Included with Duramax 6.6L V8 Turbo Diesel	○	○	○	○	○
EXHAUST Aluminized stainless-steel muffler and tailpipe	●	●	●	●	●
EXHAUST BRAKE Switch activated. Included and only available with Duramax 6.6L V8 Turbo Diesel.	○	○	○	○	○
HIGH IDLE SWITCH	○	○	○	○	○
INTEGRATED TRAILER BRAKE CONTROLLER Standard on all 3500HD models. On Sierra trim, included and only available with Trailing Equipment Package.	○	●	●	●	●
STABILITRAK STABILITY CONTROL SYSTEM Includes Proactive Roll Avoidance, traction control, electronic trailer sway control and Hill Start Assist	●	●	●	●	●
STEERING Power, recirculating ball with Smart Flow system	●	●	●	●	●
Digital Steering Assist. Requires Double Cab diesel or Crew Cab model.	-	●	●	●	●

KEY ● STANDARD ○ AVAILABLE - NOT AVAILABLE

TRIM LEVELS	SIERRA	SLE	SLT	ALL TERRAIN	DENALI
SUSPENSION Front independent with torsion bars. Includes 33 mm front stabilizer bar.					
51 mm twin-tube shock absorbers	●	●	●	-	●
Twin-tube Rancho®-brand shock absorbers. Included and only available with Z71 Off-Road Suspension Package.	-	○	○	●	○
Rear multileaf springs, semielliptical with urethane jounce bumpers	●	●	●	●	●
TRANSMISSION 6L90-E 6-speed automatic. Includes Tow/Haul mode, Cruise Grade Braking and Powertrain Grade Braking.	●	●	●	●	●
Allison® 1000 Series 6-speed automatic. Includes Tow/Haul mode and electronic Powertrain Grade Braking. Requires Duramax 6.6L V8 Turbo Diesel.	○	○	○	○	○
TRANSFER CASE 2-speed with 2.72-to-1 low-range, floor-mounted shifter (4x4 models only)	●	-	-	-	-
Electronic shift rotary dial controls 2-speed and 2.72-to-1 low-range (4x4 models only)	-	●	●	●	●
TRAILER WIRING PROVISIONS For camper, gooseneck and fifth-wheel trailer. Includes additional 7-way wiring harness located at rear of pickup box. Requires Trailing Equipment Package. Not available with Box Delete.	○	○	○	○	○
REAR AXLE 4.10 ratio. Requires Vortec 6.0L V8 engine.	●	●	●	●	●
3.73 ratio. Requires Duramax 6.6L V8 Turbo Diesel.	○	○	○	○	○
EATON® HEAVY-DUTY AUTOMATIC LOCKING REAR DIFFERENTIAL					
INSTRUMENTATION AND CONTROLS					
DRIVER INFORMATION CENTRE 89 mm diagonal monochromatic display. Provides warning messages, odometer, trip odometer and basic vehicle information.	●	-	-	-	-
107 mm diagonal colour display. Includes driver personalization, warning messages, odometer, trip odometer and vehicle information.	-	●	●	●	-
203 mm diagonal colour customizable display	-	-	-	-	●
POWER-ADJUSTABLE PEDALS On SLE, included and only available with SLE Convenience Package. Not available on Regular Cab.	-	○	●	●	●
110-VOLT POWER OUTLET In-cabin, 3-prong, household-style outlet. On Sierra trim, included and only available with Sierra Convenience Package or Sierra Convenience Plus Package. On SLE, included and only available with SLE Preferred Package or SLE Preferred Plus Package.	○	○	●	●	●
STEERING WHEEL Polyurethane with cruise controls	●	-	-	-	-
Leather-wrapped with audio and cruise controls	-	●	●	-	-
Heated and leather-wrapped with audio and cruise controls	-	-	○	●	●
STEERING COLUMN Tilt-Wheel, manual operation	●	●	-	-	-
Tilt-Wheel and telescopic manual operation. On SLE, included and only available with SLE Preferred Package or SLE Preferred Plus Package.	-	○	●	●	●
TEEN DRIVER TECHNOLOGY					
	●	●	●	●	●

TRIM LEVELS	SIERRA	SLE	SLT	ALL TERRAIN	DENALI
SEATING					
SEATS Front 3-passenger cloth 40/20/40 split bench with driver and front-passenger manual recline, manual driver lumbar control and outboard head restraints. Includes centre fold-down armrest with storage.	●	-	-	-	-
Front 3-passenger vinyl 40/20/40 split bench with driver and front-passenger manual recline and outboard head restraints. Includes centre fold-down armrest with storage.	○	-	-	-	-
Front 3-passenger cloth 40/20/40 split bench with driver and front-passenger manual recline and outboard head restraints. Includes centre fold-down armrest and lockable storage compartment in lower seat cushion.	-	●	-	-	-
Front cloth bucket seats with 10-way driver-seat power adjuster, 6-way passenger-seat power adjuster, heated seat cushions and seatbacks, adjustable head restraints, floor console and storage pockets. Not available on Regular Cab models.	-	○	-	-	-
Front 3-passenger leather-appointed 40/20/40 split bench with heated seat cushions and seatbacks. Requires Jet Black interior trim and SLE Preferred Package or SLE Preferred Plus Package.	-	○	-	-	-
Front 3-passenger leather-appointed 40/20/40 split bench with 10-way power seat adjusters. Includes power lumbar control, heated seat cushions and seatbacks, 2-position driver memory (does not apply to lumbar adjuster) and adjustable head restraints.	-	-	●	-	-
Front leather-appointed bucket seats with 10-way power seat adjusters including power lumbar control, heated seat cushions and seatbacks, 2-position driver memory (does not apply to lumbar adjuster), adjustable head restraints and floor console and storage pockets	-	-	○	●	-
Seat adjuster, driver 10-way power. Requires bench seat. Included and only available with SLE Preferred Package or SLE Preferred Plus Package.	-	○	-	-	-
Heated driver and front-passenger cloth seating. Requires SLE Preferred Package and cloth 40/20/40 split bench seat. Not available on Regular Cab models.	-	○	-	-	-
Heated and ventilated perforated leather-appointed front bucket seats. On Denali, includes embroidered Denali on front seats and 12-way driver and front-passenger power adjuster, including power lumbar control.	-	-	○	-	●
Folding rear 3-passenger bench. Double Cab models only. Includes child seat top tether anchor.	○	○	-	-	-
Folding rear 60/40 split 3-passenger bench. Includes child seat top tether anchor. Double and Crew Cab models only.	○	○	●	●	●

KEY ● STANDARD ○ AVAILABLE - NOT AVAILABLE

TRIM LEVELS	SIERRA	SLE	SLT	ALL TERRAIN	DENALI
INTERIOR DETAILS					
AUXILIARY SWITCH BANK Includes 4 upfitter switches	○	-	-	-	-
CLIMATE CONTROL Single-zone manual air conditioning	●	●	-	-	-
Dual-zone automatic climate control. On SLE, included and only available with SLE Preferred Package or SLE Preferred Plus Package. Not available on Regular Cab models.	-	○	●	●	●
CRUISE CONTROL	●	●	●	●	●
DEFODGGER Rear-window electric. On SLE, included and only available with SLE Preferred Package, SLE Preferred Plus Package or SLE Convenience Package.	○	○	●	●	●
DOOR LOCKS Power	●	●	●	●	●
FLOOR COVERING Graphite-coloured rubberized vinyl	●	○	-	-	-
Colour-keyed carpeting	○	●	●	●	●
Rubberized vinyl floor mats (Double and Crew Cab models include second-row floor mats)	○	●	-	-	-
Colour-keyed carpeted floor mats	-	-	●	-	●
All-weather floor liners (dealer-installed)	○	○	○	●	○
REAR PARK ASSIST Ultrasonic. On Double Cab and Crew Cab models, included and only available with SLE Convenience Package.	-	○	-	-	-
FRONT AND REAR PARK ASSIST Ultrasonic. On SLE, included and only available on Regular Cab with Driver Alert Package.	-	○	○	●	●
REAR VISION CAMERA With dynamic grid lines. On Sierra trim, included and only available with Sierra Convenience Package or Sierra Convenience Plus Package. Dynamic grid lines not available with 107 mm diagonal colour radio.	○	●	●	●	●
REMOTE VEHICLE STARTER SYSTEM On SLE, included and only available with SLE Preferred Package or SLE Preferred Plus Package	-	○	●	●	●
REMOTE KEYLESS ENTRY On Sierra trim, included and only available with Sierra Convenience Package or Sierra Convenience Plus Package. Includes remote locking tailgate.	○	●	●	●	●
REAR-VIEW MIRROR With manual day/night adjustment	●	●	-	-	-
With auto-dimming feature. On Sierra trim and SLE, included and only available with exterior heated, power-adjustable vertical trilinger mirrors.	○	○	●	●	●
SILL PLATES Bright accent	-	-	-	●	●
SUNROOF Power sliding with express-open. Crew Cab models only. Not available with provisions for roof-mounted lamps/beacon or Snow Plow Prep Package.	-	-	○	○	○
TIRE PRESSURE MONITORING SYSTEM Does not monitor spare tire. Included on 2500HD models only.	●	●	●	●	●
UNIVERSAL HOME REMOTE On SLE, included and only available with SLE Preferred Package or SLE Preferred Plus Package. Not available on Regular Cab models, provisions for roof-mounted lamps/beacon or Snow Plow Prep Package.	-	○	●	●	●
WINDOWS Manual. Standard on Regular Cab with Sierra trim only.	●	-	-	-	-
Power with driver express-up and -down and express-down on all other windows. Standard on all Double and Crew Cab models. On Sierra Regular Cab, included and only available with Sierra Convenience Package.	○	●	●	●	●
Power rear sliding with rear defogger. Not available on Regular Cab models, provisions for roof-mounted lamps/beacon or Snow Plow Prep Package. On SLE, included and only available with SLE Convenience Package.	-	○	○	○	●
WIRELESS CHARGING MAT ¹ Centre console-mounted. Not available on Regular Cab models. Included and only available with front bucket seats.	-	○	○	●	●

¹The vehicle must be on or Retained Accessory Power must be active. Remove all objects from the charging pad. Place the compatible mobile device face up on the charging symbol on the charging pad. Move the device slowly until the battery charging symbol displays on the touch-screen, indicating the device is charging. See your Infotainment System Owner's Manual.

TRIM LEVELS	SIERRA	SLE	SLT	ALL TERRAIN DENALI
OPTION PACKAGES				
2500HD SLT GAS PREMIUM PLUS PACKAGE Includes Front and Rear Park Assist, heated steering wheel, power sliding rear window, 6" rectangular chrome tubular assist steps, Bose® premium sound system, 203 mm diagonal Colour Touch audio system with IntelliLink ¹ and navigation, ² exterior memory-equipped heated power-adjustable vertical trailering mirrors with chrome caps, front leather-appointed bucket seats and spray-in bedliner. Requires Vortec 6.0L V8 SFI engine. Not available on Regular Cab models or with HD All Terrain Package, provisions for cab roof-mounted lamps/beacon or Snow Plow Prep Package.	-	-	○	-
SIERRA CONVENIENCE PACKAGE Includes exterior heated power-adjustable mirrors, Remote Keyless Entry, remote locking tailgate, Rear Vision Camera, 110-volt power outlet, LED cargo box lighting and deep-tinted glass. Includes power windows on Regular Cab models.	○	-	-	-
SIERRA CONVENIENCE PLUS PACKAGE Includes exterior heated power-adjustable vertical trailering mirrors, Remote Keyless Entry, remote locking tailgate, Rear Vision Camera, 110-volt power outlet, LED cargo box lighting, deep-tinted glass, 178 mm diagonal Colour Touch Radio with IntelliLink ¹ and Trailering Equipment Package. Requires Crew Cab model. Not available with Sierra Convenience Package or Duramax 6.6L Turbo Diesel V8 engine.	○	-	-	-
SLE CONVENIENCE PACKAGE Includes power-adjustable pedals, Rear Park Assist, power sliding rear window and rear-window defogger. When provisions for cab roof-mounted lamps/beacon or Snow Plow Prep Package are ordered, the power sliding rear window will not be included. Not available on Regular Cab models.	-	○	-	-
SLE PREFERRED PACKAGE Includes driver 10-way power seat adjuster when ordered with front 40/20/40 split bench seat only. Also includes Remote Vehicle Starter System, fog lamps, rear-window defogger, manual tilt-and-telescopic steering column and 110-volt power outlet. Also includes Universal Home Remote and dual-zone automatic climate control on Double Cab and Crew Cab models. When provisions for cab roof-mounted lamps/beacon or Snow Plow Prep Package are ordered, the Universal Home Remote will not be included.	-	○	-	-
SLE PREFERRED PLUS PACKAGE Not available on Regular Cab models. Includes driver 10-way power seat adjuster when ordered with front 40/20/40 split bench seat only. Also includes Remote Vehicle Starter System, fog lamps, dual-zone automatic climate control, manual tilt-and-telescopic steering column, all-weather floor liner, Universal Home Remote, rear-window defogger, 110-volt power outlet, black exterior heated power-adjustable trailering mirrors and spray-in bedliner. Requires Vortec 6.0L V8 SFI engine. Front 40/20/40 split bench seat can be upgraded to front cloth bucket seats. Not available with SLE Preferred Package, provisions for cab roof-mounted lamps/beacon or Snow Plow Prep Package.	-	○	-	-
DRIVER ALERT PACKAGE Includes Lane Departure Warning, Forward Collision Alert, Safety Alert Driver Seat and Front and Rear Park Assist. On SLT trim, requires heated and ventilated driver and front-passenger seating, full-feature leather-appointed bucket seats and heated steering wheel. On SLE trim, requires Regular Cab with Jet Black cloth interior and SLE Preferred Package. On 3500HD SLT models, also requires front-seat-mounted side-impact and front and rear head curtain side-impact airbags ³	-	○	○	●
Z71 OFF-ROAD SUSPENSION PACKAGE Includes Hill Descent Control, underbody shields, twin-tube Rancho-brand shocks, Z71 front fender emblems and off-road Driver Information Centre graphics. SRW 4x4 models only.	-	○	○	●
TRAILERING EQUIPMENT PACKAGE Includes 64 mm trailer hitch platform with a 51 mm insert, 7-wire harness with independent fused trailering circuits mated to a 7-way sealed connector to hook up parking lamps, back-up lamps, turn signals, an electric brake lead, battery and a ground. Connector also includes the 4-way blade-style connector. 2500HD Sierra trim includes trailer brake controller. Standard on 3500HD models. Not available with Rear Bumper Delete or Box Delete.	○	●	●	●
GOOSENECK/FIFTH-WHEEL PREP PACKAGE Includes hitch platform to accept gooseneck ball, drilled box holes and box-mounted trailer harness with connector. Requires Trailering Equipment Package, spray-in bedliner and trailering mirrors.	○	○	○	○

KEY ● STANDARD ○ AVAILABLE - NOT AVAILABLE

TRIM LEVELS	SIERRA	SLE	SLT	ALL TERRAIN DENALI
SNOW PLOW PREP PACKAGE Includes power feed for back-up and roof emergency light, 220-amp alternator, forward lamp wiring harness, provisions for cab roof-mounted lamps/beacon, Underbody Shield Package and increased Front Gross Axle Weight Rating (FGAWR). 4x4 models only. Alternator upgradeable to dual, 150 amps and 220 amps each with Duramax 6.6L Turbo Diesel V8 engine. See your dealer for more details.	○	○	○	○
UNDERBODY SHIELD PACKAGE Includes frame-mounted shields, front underbody shield starting behind front bumper and running to first cross member, oil pan, differential case and transfer case. Included with Snow Plow Prep Package or Z71 Off-Road Suspension Package.	○	○	○	●
PROVISIONS FOR CAB ROOF-MOUNTED LAMPS/BEACON Includes instrument-panel-mounted switch and electrical wiring tucked beneath the headliner for body upfitter to connect a body-mounted warning or emergency lamp. Included with Snow Plow Prep Package. Not available with Universal Home Remote or power sunroof.	○	○	○	○
ENTERTAINMENT / COMMUNICATION / NAVIGATION				
107 MM DIAGONAL COLOUR RADIO Includes AM/FM, USB port ⁴ and auxiliary jack	●	-	-	-
178 MM DIAGONAL COLOUR TOUCH RADIO WITH INTELLILINK¹ Includes AM/FM, USB ports, ⁴ auxiliary jack, Bluetooth ^{®4} streaming audio for music and select phones, hands-free smartphone integration and voice-activated technology for radio and phone	○	-	-	-
203 MM DIAGONAL COLOUR TOUCH RADIO WITH INTELLILINK¹ Includes AM/FM/SiriusXM ⁵ (standard for 3 months)/HD, USB ports, ⁴ auxiliary jack, Bluetooth ⁴ streaming audio for music and select phones, hands-free smartphone integration and voice-activated technology for radio and phone	-	●	●	●
203 MM DIAGONAL COLOUR TOUCH RADIO WITH NAVIGATION² Includes all features of 203 mm diagonal Colour Touch Radio plus Navigation feature	-	○	○	○
Single-slot CD/MP3 player	-	●	●	●
6-SPEAKER SOUND SYSTEM 4-speaker on Regular Cab Sierra model	●	●	●	-
Bose premium sound system with 6 speakers (7-speaker system including subwoofer when ordered with bucket seats)	-	-	○	●
REAR-SEAT DVD ENTERTAINMENT SYSTEM Includes rear-seat Blu-ray™/DVD player with 234 mm diagonal LCD display, 2 sets of digital wireless headphones, HDMI connector, Wi-Fi ^{®6} capability with select devices, Video Voice Over, 2 USB ports ⁴ and A/V remote control. Requires front bucket seats and Bose premium sound system. Replaces single-slot CD/MP3 player. Crew Cab models only.	-	-	○	○
BLUETOOTH⁴ FOR PHONE Personal cellphone connectivity to vehicle audio system. On Sierra trim, included and only available with 178 mm diagonal Colour Touch Radio with IntelliLink. ¹	○	●	●	●
ONSTAR 5-year OnStar Basic Plan ⁷ and 6-month subscription to Guidance Plan (trial excludes Hands-Free Calling minutes). On Sierra trim, included and only available with 178 mm diagonal Colour Touch Radio with IntelliLink. ¹	○	●	●	●
ONSTAR 4G LTE With Wi-Fi hotspot ⁶ (includes 3-month/3 GB data trial, whichever comes first). On Sierra trim, included and only available with 178 mm diagonal Colour Touch Radio with IntelliLink. ¹	○	●	●	●
SIRIUSXM⁵ SATELLITE RADIO Including 3 trial months of service. On Sierra trim, requires 178 mm diagonal Colour Touch Radio with IntelliLink. ¹	○	●	●	●

TRIM LEVELS	SIERRA	SLE	SLT	ALL TERRAIN	DENALI
EXTERIOR STYLING AND FUNCTIONALITY					
ASSIST STEPS Chromed tubular with 6" rectangular design. Included on 3500HD SLT trim with dual rear wheels only.	○	○	○	○	●
BUMPER Front, chrome	●	●	●	-	-
Rear, chrome CornerStep bumper	●	●	●	-	-
Front, body-colour	-	-	-	●	●
Rear, body-colour CornerStep bumper	-	-	-	●	●
ROOF MARKER LAMPS Included with dual-rear-wheel models. Optional on single-rear-wheel models.	○	○	○	○	○
CARGO BOX Movable tie-downs, high-mounted (4)	●	●	●	●	●
Box rail caps	●	●	●	●	●
DOOR HANDLES Black	●	-	-	-	-
Body-colour	-	●	-	-	-
Chrome	-	-	●	●	●
FOG LAMPS Halogen. On SLE, included and only available with SLE Preferred Package or SLE Preferred Plus Package.	-	○	●	●	●
GRILLE SURROUND Chrome	●	●	●	●	●
Chrome-accented centre	-	●	●	-	-
Chrome with All Terrain grille insert	-	-	-	●	-
Chrome with unique Denali accents	-	-	-	-	●
GLASS Solar-Ray tinted	●	-	-	-	-
Solar-Ray deep-tinted. On Sierra trim, included and only available with Sierra Convenience Package or Sierra Convenience Plus Package.	○	●	●	●	●
LIGHTS High-Intensity Discharge (HID) projector-beam. Includes GMC signature LED lighting.	●	●	●	●	●
Under-rail LED lighting, cargo box. On Sierra trim, included and only available with Sierra Convenience Package or Sierra Convenience Plus Package.	○	●	●	●	●
MOULDINGS Bodyside, body-colour	-	●	-	-	-
Bodyside, chrome	-	-	●	●	●
RECOVERY HOOKS Front frame-mounted (black)	●	●	●	●	●
SPRAY-IN BEDLINER	○	○	○	●	●
TAILGATE Locking	●	-	-	-	-
Remote locking. On Sierra trim, included and only available with Remote Keyless Entry.	○	●	●	●	●
EZ-Lift and Lower feature	-	●	●	●	●
TIRE CARRIER Outside spare, winch-type. Includes lock.	●	●	●	●	●
WHEELHOUSE LINERS Rear. Not available on Regular Cab or dual-rear-wheel models.	-	●	●	●	●
WIPERS Front intermittent	●	●	●	●	●

KEY ● STANDARD ○ AVAILABLE - NOT AVAILABLE

TRIM LEVELS	SIERRA	SLE	SLT	ALL TERRAIN	DENALI
EXTERIOR MIRRORS					
Manual-folding, black (2500HD models only)	●	-	-	-	-
Heated, power-adjustable, manual-folding, black (2500HD models only). On Sierra trim, included and only available with Sierra Convenience Package. Mirror caps are body-colour on 2500HD SLE models.	○	●	-	-	-
Heated, power-adjustable/power-folding. With integrated turn-signal indicators, security approach lamps, driver-side auto-dimming and puddle lamps; chrome caps (2500HD models only).	-	-	●	●	●
VERTICAL TRAILERING Black, vertical trailering mirrors with manual folding and extension and lower convex spotter glass. Standard on 3500HD models. Requires Trailering Package on 2500HD models. Not available with Sierra Convenience Package.	○	-	-	-	-
Black, heated, power-adjustable vertical trailering mirrors with manual folding and extension, lower convex spotter glass, integrated turn-signal indicators, rear guidance lamps and amber auxiliary clearance lamps. On Sierra trim, requires Sierra Convenience Package and includes auto-dimming interior rear-view mirror. On SLE, includes auto-dimming interior rear-view mirror. Included with SLE Preferred Plus Package. Standard on 3500HD SLE models.	○	○	-	-	-
Chrome cap, heated, power-adjustable vertical trailering mirrors with power folding, manual extension, driver memory, lower convex spotter glass, integrated turn-signal indicators, rear guidance lamps and amber auxiliary clearance lamps. Included with 2500HD SLT Gas Premium Plus Package. Standard on 3500HD SLT and Denali models.	-	-	○	○	○
SAFETY AND SECURITY					
AIRBAGS ³ Single-stage frontal for driver and front passenger on all 3500HD models and 2500HD Crew Cab models. Includes dual-stage front-passenger airbag with infant-only Passenger Sensing System on 2500HD Regular Cab and 2500HD Double Cab models with a pickup box.	●	●	●	●	●
Front-seat-mounted side-impact driver and right front-passenger airbags for thorax and pelvis protection. Included on all 2500HD and select 3500HD models. See your dealer for more details and availability.	○	○	○	○	●
Front and rear head curtain side-impact airbags for all outboard seating positions. Included on all 2500HD models. See your dealer for more details and availability.	○	○	○	○	●
DAYTIME RUNNING LAMPS With automatic lamp control	●	●	●	●	●
LANE DEPARTURE WARNING AND FORWARD COLLISION ALERT Included and only available with Driver Alert Package. On SLE, requires Regular Cab.	-	○	○	-	●
SAFETY ALERT DRIVER SEAT Included and only available with Driver Alert Package. On SLE, requires Regular Cab.	-	○	○	-	●
THEFT-DETERRENT SYSTEM Unauthorized entry. On SLE, included and only available with Remote Vehicle Starter System.	-	○	●	●	●

¹Full functionality requires compatible Bluetooth and smartphone, and USB connectivity for some devices. Visit intellilink.gmc.gm.ca for more details.
²At time of printing, detailed map coverage is available for most major urban areas of the United States and for certain metropolitan areas of Canada (Vancouver, Calgary, Edmonton, Winnipeg, Windsor, London, Toronto, Ottawa, Montreal, Quebec City and Halifax). Coverage is significantly limited outside these areas. ³Always use safety belts and the correct restraint for your child's age and size. Even in vehicles equipped with the Passenger Sensing System, children are safer when properly secured in a rear seat in the appropriate infant, child or booster seat. Never place a rear-facing infant restraint in the front seat of any vehicle equipped with a passenger airbag. See the Owner's Manual and child safety seat instructions for more safety information.
⁴Not compatible with all devices. ⁵Available in 10 Canadian provinces, three territories and the 48 contiguous United States. Subscription sold separately after trial period. If you decide to continue your service at the end of your trial subscription, the plan you choose will automatically renew and bill at then-current rates until you call 1-877-209-0079 to cancel. Other fees and taxes will apply. All fees and programming subject to change. See SiriusXM "Terms & Conditions" and complete details at siriusxm.ca. ⁶Visit onstar.ca for coverage maps, details and system limitations. Available 4G LTE Wi-Fi requires compatible mobile device, active OnStar service and data plan. Data plans provided by AT&T. ⁷Services vary by model, conditions and geographical and technical restrictions. OnStar with 4G LTE connectivity is available on select vehicle models and in select markets. ⁸The OnStar Basic Plan is available for 5 years from the date of delivery of the eligible new 2015 model year and newer vehicles and is transferable to subsequent owners for the remaining term. The Basic Plan includes access to: [1] monthly Diagnostics Report emails (capabilities vary by model); [2] Dealer Maintenance Notification; and [3] limited myGMC mobile app services, which include remote start (requires factory-installed and enabled remote-start system), remote lock/unlock doors (requires automatic locks) and remote horn and lights activation. The myGMC mobile app is available on select Apple, ⁹Android, ¹⁰BlackBerry and Windows ¹¹devices. Visit onstar.ca for vehicle availability, coverage map, details and system limitations. The OnStar Basic Plan does not include any Emergency Services, Automatic Crash Response, Stolen Vehicle Assistance, live Advisor service or Hands-Free Calling. These and other services are available under a paid plan. If you sell your vehicle or wish to cancel use of Basic Plan services, you must contact OnStar at 1-888-4-ONSTAR (1-888-466-7827).



SHARE YOUR GMC.

When you've been designing, engineering and building Professional Grade transportation for more than 100 years, you're bound to attract passionately loyal owners. Join them, and us, on facebook.com/gmccanada, twitter.com/gmccanada and youtube.com/gmccanada to share your voice.



[FACEBOOK.COM/GMCCANADA](https://facebook.com/gmccanada)



[TWITTER.COM/GMCCANADA](https://twitter.com/gmccanada)



[YOUTUBE.COM/GMCCANADA](https://youtube.com/gmccanada)



IMPORTANT WORDS

PEACE OF MIND, STANDARD WITH EVERY GMC MODEL

When you build them with quality, you can back them with confidence. That's why General Motors of Canada backs every GMC model with the best coverage in Canada. Program highlights include:

- 2-year/48,000 km Lube-Oil-Filter Maintenance¹
- 3-year/60,000 km New-Vehicle Limited Warranty²
- 5-year/160,000 km Powertrain Limited Warranty, with \$0 deductible on repairs and the warranty is fully transferable at no charge²
- 5-year/160,000 km Courtesy Transportation²
- 5-year/160,000 km 24/7 Roadside Assistance²
- 6-year/160,000 km rust-through perforation coverage²
- 8-year/130,000 km coverage on catalytic converters and Powertrain Control Modules (PCMs)²

OTHER OWNERSHIP PRIVILEGES AND PROGRAMS:³

- **GM Protection Plan (GMPP)** – The only extended service plan backed by the resources and commitment of General Motors, GMPP may be purchased at the time of sale or subsequently during the New-Vehicle Limited Warranty period.
- **Certified Service** – With GM-certified technicians and GM-approved parts, nobody knows your GM vehicle better.
- **GMC Owner Centre** – As an owner, take advantage of the GMC Owner Centre. This online owner's destination gives you access to contests, current offers and helpful resources such as Owner's Manuals. Find out more at gmcowner.ca.

TO HELP YOU PURCHASE OR LEASE A NEW VEHICLE:

- **Purchase Financing and Leasing** – On-the-spot financing, see dealer for full details.⁴
- **GM Student Bonus Program** – Students or recent graduates of high school, college or university³ may be eligible to receive a Student Bonus vehicle redemption allowance of \$500 or \$750⁵ (tax inclusive) (purchased vehicle dependant) to use toward the purchase, lease or finance of one eligible new GMC vehicle.
- **GM Card** – Cardholders may redeem Earnings toward the total purchase price or lease down payment of an eligible new GMC truck, SUV or crossover. Restrictions and limitations apply.⁵ For full program details, visit gmc card.ca.

INFORMATION RESOURCES:

You can find more information about these programs from your GMC dealer, or at these information centres:

- The GM website at gm.ca
- The GM Customer Care Centre at 1-363-GM-DRIVE (1-363-463-7483 or 1-363-263-3830 for TDD users)

A WORD ABOUT THIS BROCHURE

Some of the equipment shown or described throughout this brochure may be available at extra cost. We have tried to make this brochure comprehensive and factual. We reserve the right, however, to make changes at any time, without notice, in prices, colours, materials, equipment, specifications, models and availability. Specifications, dimensions, measurements, ratings and other numbers in this brochure and other printed materials provided at the dealership or affixed to vehicles are approximates based upon design and engineering drawings and prototypes and laboratory tests. Your vehicle may differ due to variations in manufacture and equipment. Since some information may have been adapted since the time of printing, please check with your GMC dealer for complete details. General Motors of Canada Company reserves the right to lengthen or shorten the model year for any product, for any reason, or to start and end model years at different times.

A WORD ABOUT ASSEMBLY

GMC vehicles are equipped with engines and components produced and assembled by different operating units of General Motors, its subsidiaries and suppliers to GM worldwide. We sometimes find it necessary to produce GMC vehicles with different or differently sourced components than originally scheduled. Since some options may be unavailable when your vehicle is assembled, we suggest that you verify that your vehicle includes the equipment you ordered or, if there are changes, that they are acceptable to you.

TRADEMARKS

©2016 General Motors of Canada Company. All rights reserved. The marks appearing in this brochure, including but not limited to: General Motors, GM, GMC, Sierra and their respective logos, emblems, slogans and vehicle model names and body designs; and other marks such as StabiliTrak are trademarks of General Motors and/or General Motors of Canada Company, its subsidiaries, affiliates or licensors. OnStar and the OnStar emblem are registered trademarks of OnStar, LLC. The SiriusXM name and related logos are trademarks of SiriusXM Canada, Canadian Satellite Radio, Inc. Bluetooth is a registered trademark of Bluetooth SIG, Inc. Bose is a registered trademark of the Bose Corporation. Facebook is a registered trademark of Facebook, Inc. Twitter is a registered trademark of Twitter, Inc. YouTube is a registered trademark of Google, Inc. Apple and Siri are registered trademarks of Apple, Inc. Android is a trademark of Google, Inc. BlackBerry is a registered trademark of BlackBerry Limited. Windows is a registered trademark of Microsoft Corporation.

¹Whichever comes first. Limit of four complimentary Lube-Oil-Filter services in total. Fluid top-offs, inspections, tire rotations, wheel alignments and balancing, etc., are not covered. Conditions and limitations apply. See your dealer for details. ²Whichever comes first. Conditions and limitations apply; see dealer for details. ³Conditions and limitations apply. ⁴Subject to eligibility. ⁵Program subject to change.

VISIT US AT GM.CA

GMC

WE ARE PROFESSIONAL GRADE

