

LEXUS



2016

IS

## A NEW IDEA IS BORN

Before Lexus, cars tended to be one thing or another. Some delivered performance, but not comfort; safety, but not style. With the 1990 release of the LS 400, Lexus introduced itself as a challenger to the status quo, bringing luxury, performance, and technology together for the first time. Over the quarter-century of relentless innovation that followed, Lexus has written a story that is truly Amazing in Motion.





## 'YET' PHILOSOPHY

Opposites in harmony. This idea is the heart of the Lexus 'Yet' Philosophy, one of our guiding principles since we introduced the very first LS 400. It is why you are able to experience an exhilarating, powerful drive, yet with exceptional fuel efficiency. It is the epitome of luxury, yet with equally high environmental standards. It means surrounding you with the most advanced, yet elegantly intuitive, technology.

## OMOTENASHI

Anyone can deliver customer service. But only Lexus delivers *omotenashi* – the Japanese word for hospitality. More than simply fulfilling your requests, at the heart of *omotenashi* is anticipating your needs in advance and delivering service so exceptional it becomes an unexpected pleasure. This higher level of attention comes from an insightful understanding of your individual wants and needs, and a commitment to treating every customer as nothing less than a guest in our home. Like every car we build, we apply the same unrivalled standard to customer care.



## L-FINESSE

The philosophy of 'Yet' is also at the heart of the Lexus design philosophy, L-Finesse. The 'L' is for leading edge, and 'Finesse' is the attention paid to every single detail. It is this fusion of radical design concepts yet subtle refinements that surrounds you in the ultimate in both exterior and interior design.

## SIGNATURE

The new, yet already iconic, Lexus spindle grille boldly commands attention with its aggressive yet graceful lines. The dramatic curve of our L-shaped LED taillights appear to have been sliced out of the surrounding metal with purpose yet delicacy. Subtler in design yet equally powerful in effect are features like ambient lighting, which acts as much as a visual aid as a warm welcome, and interior instrumentation that perfects both classic and modern styling.



## TAKUMI

At Lexus, we never forget that our cars are driven by real humans in the real world. That's why the power of human touch and sight are integral to every step of our manufacturing process. This synergy of technology and craftsmanship comes together in the skilled hands and eyes of the *takumi*, or master craftspeople. To be a *takumi* is to have both exceptional technical expertise and sure senses honed by decades of rigorous experience. In other words, the flawless fit and finish of every Lexus, as well as your enjoyment and peace of mind, is literally in their hands.



## PERFECTED FORM

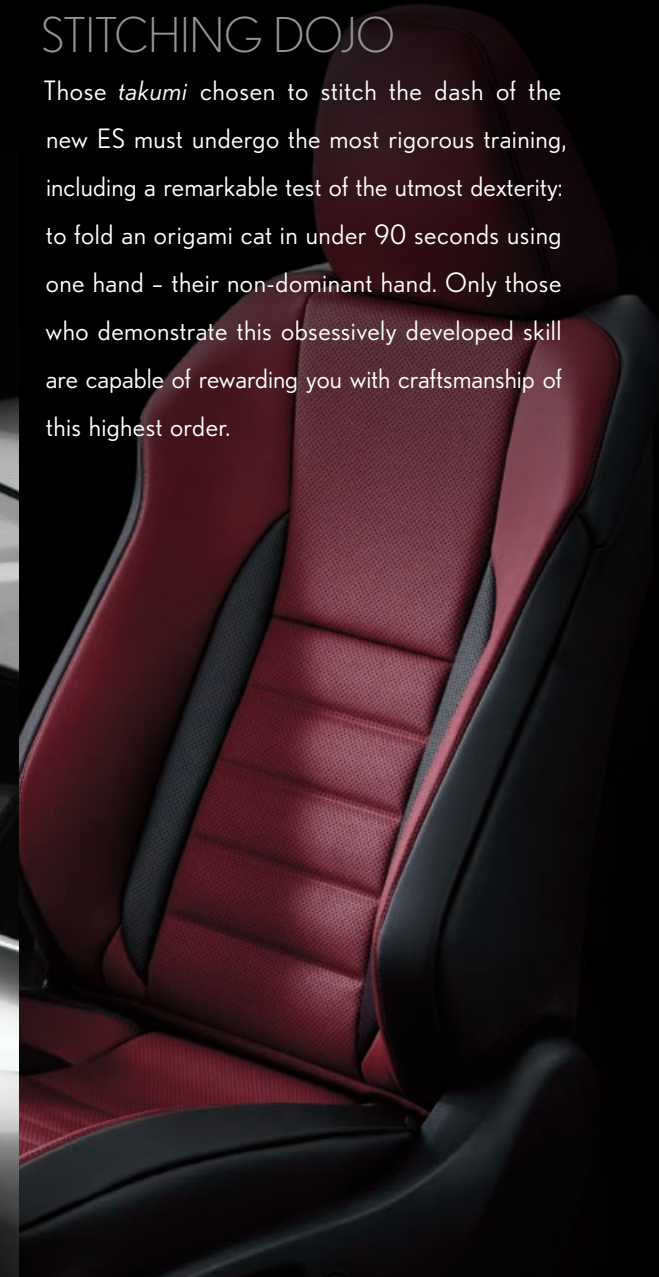
38 days, 67 labour-intensive manufacturing steps are required to create our *Shimamoku* - "striped wood" - steering wheel, a previously unimaginable work of art. Through a fusion of modern machinery and traditional craftsmanship, the end result pleases both the eye and touch.

## FLAWLESS FINISH

The *takumi* who work in the body stamping division think in microns. Running their hands over moulds and body pieces, they are able to detect the presence of a fleck of dust or a strand of hair. Their mission is to prevent the slightest imperfection from compromising the flawless quality of your Lexus.

## STITCHING DOJO

Those *takumi* chosen to stitch the dash of the new ES must undergo the most rigorous training, including a remarkable test of the utmost dexterity: to fold an origami cat in under 90 seconds using one hand - their non-dominant hand. Only those who demonstrate this obsessively developed skill are capable of rewarding you with craftsmanship of this highest order.



## HYBRID

With over 500,000 hybrid vehicles on the road and a greater selection than any other luxury manufacturer, hybrid is neither new nor novel to Lexus. Designing vehicles that deliver the most visceral performance, yet minimize environmental impact, hybrid is a core technology deep at the heart of Lexus. True to our 'Yet' Philosophy, Lexus Hybrid Drive combines an advanced electric motor and powerful yet efficient gasoline engine to deliver a perfectly balanced drive.

## SUSTAINABILITY

We lead the industry in more than just hybrid technology. With bio-plastics, made from plants such as bamboo, sugarcane, and soybeans, already used in the cargo area of the CT and in the seats of the RX, Lexus ensures its cutting edge innovations preserve our environment.



## LFA

Lexus engineers strove for a decade to create a world-class supercar. In 2010, the result was released: the LFA, a cutting edge machine capable of reaching 100 km/h in just 3.7 seconds. Translating power delivery, handling, and sound into instantaneous and potent sensory stimulation, it has come to represent Lexus, and defines the peak performance of its lineage, the F and *F SPORT* lines.

## F


Our F lineup epitomizes the pinnacle of our devotion to high performance and agenda-setting engineering. More than finely tuned handling, aggressive bodywork, and exceptional sporting interiors, these vehicles broadcast speed at every turn.

The 5.0-litre V8 of the IS F supplies track-worthy acceleration via an 8-speed Sport Direct-Shift Transmission that enables lightning fast manual shifts. Even at a standstill, the powerful, projecting form of the LF-CC conveys forward momentum.

## *F SPORT*

From seat design and suspension tuning, to advanced aerodynamics and bold styling, the powerful genes of the LFA live in every Lexus that wears the *F SPORT* badge. Like an injection of racing technology, these high performance packages supply better chassis rigidity, enhanced brakes, transmission, and more. Performance is a pillar of every Lexus model. The *F SPORT* package amplifies it.





## CUTTING EDGE SIMULATION

It may not have the stunning lines Lexus is known for, but we are just as proud of this machine as any vehicle we ever built. And just like our vehicles, we built it for you. The world's most advanced driving simulator puts a real driver, in a real Lexus, in real driving situations, but without the real consequences. By observing how drivers react to dangerous situations we can better develop technology that anticipates these dangers in order to help drivers react quickly to avoid them. At Lexus, a world without accidents isn't just a dream, it's a distinct possibility.



## LEXUS SAFETY SYSTEM-PLUS (LSS+)

True to innovative form, Lexus has raised its safety standards with Lexus Safety System+, an optional accessory package of automated driver-assist technologies. Introduced for select models in 2016, and available on each model by 2018/19, LSS+ helps protect against accidents by scanning for hazards and working to avoid them. With features like Pre-collision System,<sup>11</sup> Lane Departure Alert,<sup>12</sup> Automatic High Beam,<sup>18</sup> and Radar Cruise Control,<sup>4</sup> the integrated system helps prevent or mitigate collisions, assist drivers to keep within their lane, and enhance road safety during night driving. Whatever the speed, LSS+ enhances driver awareness, decision-making, and vehicle operations to deliver a safer, more engaging driving experience. Visit [lexus.ca](http://lexus.ca) for more details.

LEXUS SAFETY SYSTEM +



## LF-C2

The LF-C2 roadster signals a new frontier for Lexus. Its bold "Time in Design" styling allows light to caress its angled body and showcase different features depending on where one views it from. Amplifying this fusion of design and performance, the LF-C2 also features an open cabin to deliver an even freer sense of movement.



## LF-SA

The LF-SA 2+2 ultra-compact announces itself through a dynamic, muscular exterior, paired with nimble handling to create a sense of unbridled performance in even the most constricted urban environments. With a Stellar silver exterior finish that captures a spirit of space exploration, this new Lexus signals its ceaseless drive towards new horizons.

## THE STORY CONTINUES

Driving forward, the relentless innovation that defines the history of Lexus shows no signs of letting up. Experience this continuing revolution in the 2016 Lexus IS.



## WE'VE TURBOCHARGED OUR LINEUP.

With its aggressive exterior and track-tested performance, the IS lineup is designed to thrill. Featuring an 8-speed turbo engine and Rear Wheel Drive for 2016, the IS 200t is the very first IS turbo. Also a part of the lineup are the All-Wheel Drive IS 300 and IS 350.<sup>9</sup> And along with the jaw-dropping *F SPORT* packages, the IS pushes driving dynamics to the limit.

*"Complete wow factor in this car. TFT cluster just blows me away. Seat design is unprecedented. The sheer comfort of driving is one I have yet to feel in another car, and the overall look is stunning."*

Victoria, Lexus IS Driver, Toronto ON



## PREPARE FOR STOLEN GLANCES.

It greets you with an imposing spindle grille and a stunning pair of inset LED daytime running lights. Aggressive sculpting makes for distinctive body lines and exceptional aerodynamics. The longer, wider stance creates a commanding presence, on the road or on the track. As you effortlessly pull away, the fast-reacting LED tail lamps give a final flash of style.



**BODY STYLING** IS confidently wears the most daring body styling of any sport sedan. With a design heavily influenced by the LF-CC Supercar concept, the IS shows off its racing pedigree with no shortage of flair.



**GRIPPING WHEELS** The IS hugs the pavement in style. Creating a driving experience as seductive from the outside as within the cockpit, the IS 200t and IS 300 come standard with 17-inch aluminum alloy wheels, while the IS 350 sports a set of sleek 18-inch wheels.

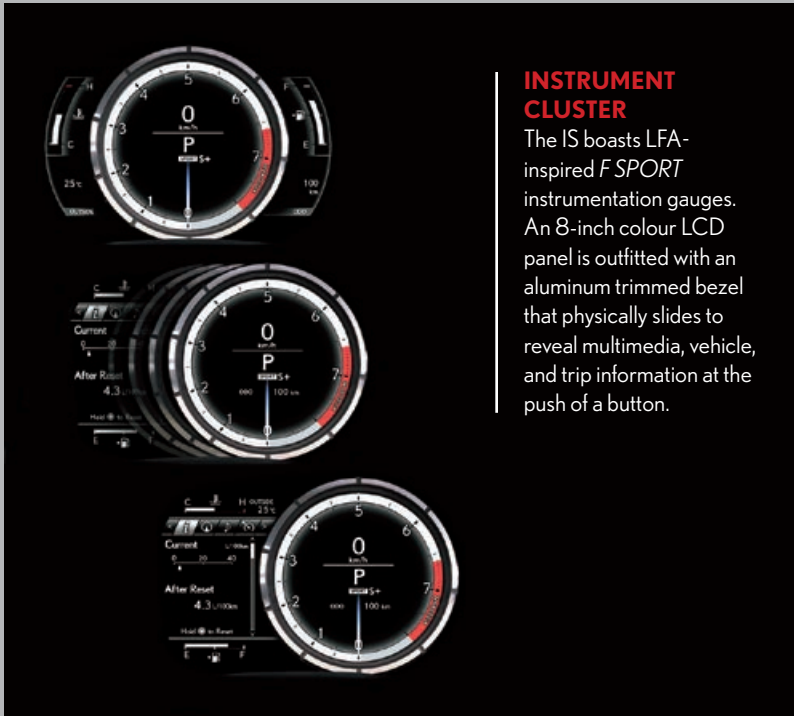


**LOWER, WIDER STANCE** The wider, flared-out rear wheel arches simply ooze power. Just above, the signature L-Finesse design is repeated in the rear tail lights. Tip to tail the IS looks muscular and ready.




## AN INSTRUMENT OF DESIGN.

The IS interior takes functional elegance to new heights. The lower, sportier driving position reflects a driver-focused philosophy. Advanced materials and superior design provide ample rear-passenger headroom and knee room. Plus, the rear suspension allows for cavernous trunk space with 60/40 split-folding seats. Proof that practicality and luxury can beautifully coexist.



### INSTRUMENT CLUSTER

The IS boasts LFA-inspired *F SPORT* instrumentation gauges. An 8-inch colour LCD panel is outfitted with an aluminum trimmed bezel that physically slides to reveal multimedia, vehicle, and trip information at the push of a button.



**CONTRAST STITCHING** Bold yet highly functional, just like the IS itself. On *F SPORT* packages, an innovative process bonds the upholstery to the seat padding, creating a more balanced seat shape and eliminating slippage. The seat material no longer needs to be stretched as tight, resulting in added seat flexion, enhancing ride comfort.



**PREMIUM SURROUND SOUND** Performance belongs everywhere. The available Mark Levinson® 15-speaker premium audio system offers the power and nuance you would expect from a world leader in high-end audio.<sup>2</sup> High-resolution sound pours out from everywhere for excellent natural dynamics and localization. Feel “in the music” like never before.


## MOVING FORWARD BY QUANTUM LEAPS AND BOUNDS.

Lowered, refined, and tuned for performance driving, the Lexus IS delivers. With all the power, technology, and sporty handling expected of the IS marque. Trust it to hit the corners elbows up. For an even more breathtaking ride, the turbocharged IS 200t roars through the streets with untamed force.



### V6 ENGINE WITH DUAL VVT-i

The 255 hp IS 300 and 306 hp IS 350 boast potent 3.5 L V6 engines, while the IS 200t wrings 241 hp from its 2.0 L engine.<sup>9</sup> All three of these direct injection engines come with Dual Variable Valve Timing with intelligence (VVT-i), a system that continuously monitors valve timing for optimum thrust across the engine's entire RPM range.



### SPORTY HANDLING

Several improvements combine to provide crisper, more sure handling. Drive Mode Select helps maintain handling stability by adjusting the damping force to match your driving operations and the road's surface conditions.



### LIGHTER, MORE RIGID BODY

The 2016 IS is light and rigid thanks to incredible manufacturing breakthroughs like laser screw welding and an innovative body adhesive.



### MULTI-LINK REAR SUSPENSION

The rear suspension adopts a critically-acclaimed multi-link system from the Lexus GS. The result is excellent response to steering inputs, and an impressive rear tire cornering grip.

TURN EVERY  
STOPLIGHT INTO  
A STARTING LINE.



*F SPORT* is the heart and soul of the IS. Every element of performance is tuned to racetrack standards and wrapped in a graceful yet aggressive design. The IS 350 *F SPORT* also features Drive Mode Select Sport+ for additional control of the engine, steering, and suspension.<sup>7</sup>



**THE STYLE OF SPEED** From its beefier, more menacing grille to its LFA supercar inspired instrumentation gauges, *F SPORT* brings racing style to every aspect of the IS. The lowered, sculpted body boasts 18-inch rims. In the cockpit, the steering wheel, shifter, and aluminum pedals are equally ready to take on the track or the drive home.



## A SAFETY BLANKET ON WHEELS.

Before we pushed the performance of the engine, we pushed the performance of safety. Revolutionary materials and manufacturing techniques combine to fortify the IS against a wide array of traffic hazards. More than simply helping provide protection in the event of an accident, cutting-edge monitoring systems assist to ensure collisions may be prevented.



**EIGHT STANDARD AIRBAGS** Comprehensive protection includes side curtain and knee airbags for the driver and front passenger and rear outboard-seat side airbags.<sup>3</sup>



**BLIND SPOT MONITOR** The available Blind Spot Monitor System acts as an extra set of eyes. Rear-mounted radar detects the vehicles you can't see and an alert icon appears in your side mirror.<sup>5</sup>



**VEHICLE DISTANCE CONTROL** Available Dynamic Radar Cruise Control goes beyond keeping your vehicle's speed constant.<sup>4</sup> It also helps determine the position of vehicles ahead and can maintain a preset distance from them.

## STANDARD LUXURY

### LUXURY AND CONVENIENCE:

- SmartAccess with push-button start/stop<sup>14</sup>
- Dual-zone automatic climate control with electrostatic temperature adjustment
- White LED interior illumination with fadeout

### SEATING AND TRIM:

- NuLuxe seat surfaces
- Heated front sport seats
- Leather-wrapped steering wheel
- Leather-wrapped shift knob
- Piano black trim accents
- 10-way (including lumbar) power-adjustable driver seat
- 8-way power-adjustable front passenger seat
- 60/40 folding rear seats

### AUDIO, COMMUNICATIONS AND INSTRUMENTATION:

- 8-Speaker Premium Lexus Audio System
- 7" Lexus Display Audio System
- Integrated XM<sup>®</sup> Satellite Radio<sup>15</sup>
- USB port
- Bluetooth<sup>®</sup> audio profile for wireless integration of compatible music players and automatic phonebook synchronization<sup>13</sup>
- Drive Mode Select with ECO, Normal and Sport modes

## STANDARD SAFETY AND SECURITY

### ACTIVE SAFETY:

- Vehicle Dynamics Integrated Management (VDIM)<sup>7</sup>
- Direct Tire Pressure Monitor System<sup>16</sup>
- High-Intensity Discharge (HID) headlamps with dynamic auto-levelling
- LED daytime running lamps
- Integrated fog lamps (excluding *F SPORT* packages)
- Water-repellent front-door glass
- Variable-intermittent windshield wipers with de-icer
- LED brake lamps

### PASSIVE SAFETY:

- Driver and front passenger airbag system (SRS)<sup>3</sup>
- Front seat-mounted side airbags<sup>3</sup>
- Front and rear side curtain airbags<sup>3</sup>
- Rear side airbags
- Driver and front passenger knee airbags<sup>3</sup>
- Child Restraint System (CRS) tether anchor brackets for rear outboard seats

### SECURITY:

- Vehicle theft-deterrent system
- Engine-immobilizer system

## STANDARD SPECIFICATIONS

### CURB WEIGHT

IS 200t RWD	1,625 kg / 3,583 lb
IS 300 AWD	1,695 kg / 3,737 lb
IS 350 AWD	1,695 kg / 3,737 lb

### ENGINE TYPE

IS 200t RWD	in-line, 4-cylinder
IS 300 AWD	V6, direct and port fuel injection
IS 350 AWD	V6, direct and port fuel injection

### DISPLACEMENT

IS 200t RWD	2.0 litres
IS 300 AWD	3.5 litres
IS 350 AWD	3.5 litres

### HORSEPOWER @ RPM

IS 200t RWD	241 hp @ 5,800 <sup>9</sup>
IS 300 AWD	255 hp @ 6,400 <sup>9</sup>
IS 350 AWD	306 hp @ 6,400 <sup>9</sup>

### TORQUE @ RPM

IS 200t RWD	258 lb-ft @ 1,650 <sup>9</sup>
IS 300 AWD	236 lb-ft @ 2,000 <sup>9</sup>
IS 350 AWD	277 lb-ft @ 4,800 <sup>9</sup>

### TRANSMISSION

- IS 200t RWD > 8-speed automatic  
Sport Direct Shift Control  
Sequential multi-mode shifter
- IS 300 AWD > 6-speed automatic  
Super Electronically Controlled Transmission (Super ECT)  
Sequential multi-mode shifter
- IS 350 AWD > 6-speed automatic  
Super Electronically Controlled Transmission (Super ECT)  
Sequential multi-mode shifter

### TIRES

- IS 200t RWD > P225/45R17, All-season  
P225/40R18 (front),  
P255/35R18 (rear) (optional)
- IS 300 AWD > P225/45R17, All-season  
P225/40R18 (front) (optional)  
P255/35R18 (rear) (optional)
- IS 350 AWD > P225/40R18 (front)  
P255/35R18 (rear)

### FUEL TANK CAPACITY

66 litres / 14.5 gallons

### FUEL ECONOMY ESTIMATES

(City/Hwy/Combined)

IS 200t RWD	10.6/7.2/9.0 L/100 km 27/39/31 mpg <sup>1</sup>
IS 300 AWD	12.6/9.2/11.1 L/100 km 22/31/25 mpg <sup>1</sup>
IS 350 AWD	12.6/9.2/11.1 L/100 km 22/31/25 mpg <sup>1</sup>

## BODY AND DIMENSIONS

### HEIGHT

1,430 mm (56.3")

### WIDTH

1,810 mm (71.3")

### WHEELBASE

2,800 mm (110.2")

### OVERALL LENGTH

4,665 mm (183.7")

WHEELS



IS 200t RWD, IS 300 AWD  
17" 10-spoke alloy wheels



IS 300 AWD  
18" split 10-spoke alloy wheels



IS 350 AWD  
18" 5-spoke alloy wheels



F SPORT  
18" double parallel 5-spoke alloy wheels

ACCESSORIES



BODYSIDE MOULDING



CARGO LINER



CARGO NET



PAINT PROTECTION FILM



REAR SPOILER



REMOTE ENGINE STARTER



F SPORT DUAL PERFORMANCE EXHAUST

EXTERIOR



ULTRA WHITE.....0083



EMINENT WHITE.....0085



ATOMIC SILVER.....01J7



NEBULA GREY PEARL.....01H9



OBSIDIAN.....0212



STARLIGHT BLACK MICA.....0217



REDLINE.....03T2




ULTRASONIC BLUE MICA 2.0.....08X1

INTERIOR




NULUXE  
LEATHER

FLAXEN



NULUXE  
LEATHER

BLACK



NULUXE

RIOJA RED

INTERIOR TRIM



DARK GREY WOOD



ALUMINUM



PIANO BLACK

# 2016 IS

PREMIUM PACKAGE  
LUXURY PACKAGE  
EXECUTIVE PACKAGE

PREMIUM PACKAGE	IS 200t	IS 300	IS 350
18" aluminum alloy wheels	-	•	-
Heated steering wheel	-	•	-
Heated & ventilated front seats	-	•	-
Backup camera <sup>17</sup>	-	•	-
Power moonroof	-	•	-

LUXURY PACKAGE <i>Premium Package PLUS:</i>	IS 200t	IS 300	IS 350
Voice-activated navigation system with Remote Touch & compass <sup>10</sup>	-	•	Δ
Leather-wrapped power tilt & telescopic steering wheel	-	•	Δ
Driver seat memory	-	•	Δ
Leather seat surfaces	-	•	Δ
Single in-dash DVD <sup>19</sup>	-	•	Δ
Reverse auto-tilting exterior mirrors	-	•	Δ
Rain sensing wipers	-	•	Δ
Clearance and backup sensors	-	•	Δ
Blind Spot Monitor <sup>5</sup>	-	•	Δ
Rear Cross-Traffic Alert <sup>6</sup>	-	•	Δ
Power rear window sunshade	-	•	Δ

EXECUTIVE PACKAGE	IS 200t	IS 300	IS 350
15-speaker Mark Levinson <sup>®</sup> surround sound audio system <sup>2</sup>	-	-	•
Leather-wrapped steering wheel	-	-	•
LED headlamps	-	-	•
Automatic high beam <sup>18</sup>	-	-	•
Lane Departure Alert <sup>12</sup>	-	-	•
Dynamic Radar Cruise Control <sup>4</sup>	-	-	•
Pre-collision System <sup>11</sup>	-	-	•


- Equipment included in Package
- Not available in Package
- Δ Standard Equipment


# 2016 IS

SERIES 1  
SERIES 2  
SERIES 3



 <b>F SPORT SERIES 1</b>	IS 200t	IS 300	IS 350
18" <i>F SPORT</i> wheels	•	•	-
3-spoke <i>F SPORT</i> leather-wrapped steering wheel	•	•	-
<i>F SPORT</i> centre wheel ornament	•	•	-
<i>F SPORT</i> shift knob	•	•	-
Heated and ventilated <i>F SPORT</i> front seats	•	•	-
LFA full TFT instrument cluster	•	•	-
<i>F SPORT</i> aero package	•	•	-
<i>F SPORT</i> scuff plates	•	•	-
<i>F SPORT</i> front grille	•	•	-
Power moonroof	•	•	-
Rain sensing wipers	•	•	-

 <b>F SPORT SERIES 2</b> <i>F SPORT Series 1 PLUS:</i>	IS 200t	IS 300	IS 350
18" <i>F SPORT</i> wheels	-	-	•
3-spoke <i>F SPORT</i> leather-wrapped steering wheel	-	-	•
Heated steering wheel	-	•	Δ
<i>F SPORT</i> centre wheel ornament	-	-	•
<i>F SPORT</i> shift knob	-	-	•
<i>F SPORT</i> seats	-	-	•
Voice-activated navigation system with Remote Touch & compass <sup>10</sup>	-	•	Δ
Single in-dash DVD <sup>19</sup>	-	•	Δ
Backup camera <sup>17</sup>	-	•	Δ
LFA full TFT instrument cluster	-	-	•
<i>F SPORT</i> aero package	-	-	•
<i>F SPORT</i> scuff plates	-	-	•
<i>F SPORT</i> front grille	-	-	•
LED headlamps	-	-	•
Adaptive Variable Suspension (AVS)	-	-	•
Blind Spot Monitor <sup>5</sup>	-	•	Δ
Rear Cross Traffic Alert <sup>6</sup>	-	•	Δ

 <b>F SPORT SERIES 3</b> <i>Model-Specific F SPORT Series 2 PLUS:</i>	IS 200t	IS 300	IS 350
15-speaker Mark Levinson® surround sound audio system <sup>2</sup>	-	•	•
Power rear window shade	-	•	•
Dynamic Radar Cruise Control <sup>4</sup>	-	•	•
Pre-collision System <sup>11</sup>	-	•	•

- Equipment included in Package
- Not available in Package
- Δ Standard Equipment

With all Lexus IS *F SPORT* models, an upgrade to the premium colour Ultrasonic Blue Mica 2.0 is available.



## SERVICE COMMITMENT

On top of enjoying the highest quality product, Lexus also delivers through a professional Dealer network, a unique and uncompromising level of after-sales service. First Class Service Concept. The highest level of professionalism and vehicle support ensure that Lexus ownership experience is as luxurious as the vehicles.

## WARRANTY

Our Lexus Warranty Comprehensive Coverage includes:

48 months/80,000 km

### **Hybrid-Related Components**

96 months/160,000 km (applies to battery control module, hybrid vehicle control module, hybrid battery and the inverter/converter)

### **Powertrain**

72 months/110,000 km

### **Corrosion Perforation**

72 months/unlimited kilometres

### **Major Emission Control Components**

96 months/130,000 km

Please see your Lexus Dealer for details. Lexus will even provide five days of alternate transportation if your vehicle is required to stay at the dealership for an extended period of time due to a warrantable condition.

## EXTRA CARE PROTECTION

Extend beyond the new vehicle warranty and enhance your peace of mind with Lexus Extra Care Protection.

## ROADSIDE ASSISTANCE

As a proud owner of a Lexus vehicle you won't have to worry about obtaining assistance when mishaps requiring Emergency Roadside Service or Mechanical Breakdown Towing are needed. Throughout Canada and the continental U.S., our Central Emergency Roadside Services Operator will always be there to ensure you receive prompt, efficient services from one of the many facilities qualified under our approved Roadside Assistance Program. Twenty-four hours a day, 365 days a year we will be there to help.

## LEXUS FINANCIAL SERVICES

Come talk to the experts whose exclusive business is financing and leasing Lexus vehicles. You'll find our interest rates fully competitive and our terms flexible - up to 72 months. Our online services conveniently allow you to confirm current rates and receive your credit approval in advance of selecting the Lexus that's right for you. For help, visit your Lexus Dealer or [lexus.ca](http://lexus.ca), or call 1-800-26-LEXUS.

### **LEXUS CANADA**

Every effort has been made to ensure the specifications and equipment shown are accurate based on information available at time of printing. In some cases, certain changes in standard equipment, options or product delays may occur, which would not be reflected in this brochure. Lexus Canada reserves the right to make these changes without notice or obligation. Some of the photography in this brochure features U.S. or overseas models, shown with optional equipment that may not be available in Canada. Your Lexus Dealer is the best source for up-to-date information.

### **lexus.ca 1-800-26-LEXUS**

To sign up for information on Lexus, go to [experience.lexus.ca](http://experience.lexus.ca)

Lexus, One Toyota Place,  
Toronto, Ontario M1H 1H9



Vehicles in this brochure shown with optional equipment. Some features mentioned and/or shown in this brochure may only be available as part of an optional package. Under very cold conditions, the operation of some vehicle electronic systems using liquid crystal technology (such as CD, DVD, NAV and Audio displays) may be adversely affected until a warmer interior vehicle temperature is reached. Lexus reminds you to place small children in CSA-approved car seats - in the rear seats, to always wear your seatbelts, and to drive safely. **1.** Fuel efficiency estimates were determined using approved Government of Canada Test Methods. Actual fuel consumption will vary based on driving habits and other factors. **2.** Mark Levinson® is a registered trademark of Harman International Industries Inc. **3.** All Lexus vehicles shown in this brochure have Supplemental Restraint Systems (SRS). For important safety information about the Supplemental Restraint System in a particular vehicle, please see the Owner's Manual or contact your local Lexus Dealer. **4.** Dynamic Radar Cruise Control was designed to assist the driver and is not a substitute for safe and attentive driving practices. Please see your Owner's Manual for important cautions and instructions. **5.** Do not rely exclusively on the Blind Spot Monitor System to determine if a lane change is safe. Always look over your shoulder and use your turn signal before changing lanes. There are several limitations to the function, detection, range and clarity of the monitor. For a complete list of limitations and directions regarding use of the monitor system, please see your Owner's Manual. **6.** Do not rely exclusively on the Rear Cross-Traffic Alert System. There are limitations to the function, detection and range of the system. You should also look around outside your vehicle, over your shoulder and use your mirrors to confirm rearward clearance. For a complete list of limitations and directions, please see your Owner's Manual. **7.** Vehicle Stability Control (VSC) and if applicable Vehicle Dynamics Integrated Management (VDIM) are electronic systems designed to help the driver maintain vehicle control under adverse conditions. They are not substitutes for safe driving practices. Factors including speed, road conditions and driver steering input can all affect whether VSC and VDIM will be effective in preventing a loss of control. Please see your Owner's Manual for further details. **8.** Brake Assist is designed to help the driver take full advantage of the benefits of ABS. It is not a substitute for safe driving practices. Braking effectiveness also depends on proper brake-system maintenance and tire and road conditions. **9.** Ratings achieved using the required premium unleaded gasoline with an octane rating of 91 or higher. **10.** The Lexus Navigation System is designed to assist in locating an address or point of interest. Discrepancies may be encountered between the system and your actual location. Rely on your common sense to decide whether or not to follow a specified route. Detailed coverage is not available for every city or roadway. Optional periodic geographic updates are available at an additional cost. The Navigational Systems in some vehicles are available with bilingual capability. Please see your Navigation System Owner's Manual and your Lexus Dealer for further details. **11.** The Pre-Collision System is designed to help reduce the crash speed and damage in certain frontal collisions only. It is not a collision avoidance system and is not a substitute for safe and attentive driving. System effectiveness depends on many factors, such as speed, driver input and road conditions. Please see your Owner's Manual for further information. **12.** Lane Departure Alert is designed to read the lane markers of certain roads. If the vehicle approaches the outer limits of its lane, the system warns the driver that corrective action may be required. It is not a collision-avoidance system and is not a substitute for safe and attentive driving. System effectiveness depends on many factors. Please see your Owner's Manual for further information. **13.** Lexus tests certain Bluetooth® capable phones for compatibility with Lexus vehicles. Please see your Lexus Dealer for details. Note that the recommendation of Lexus is not a warranty of the performance for any phone and that some problems may occur with any type of handset based on the phone software version or the service coverage available in your area. **14.** The SmartAccess system may interfere with some pacemakers or cardiac defibrillators. If you have one of these medical devices, please talk to your doctor to see if you should deactivate this system. **15.** Functioning Satellite Radio requires a monthly service fee. Please see your Lexus Dealer for further details. Reception of satellite signal may vary depending on location. **16.** The Lexus Tire Pressure Monitor System alerts the driver when tire pressure is critically low. For optimal tire wear and performance, tire pressure should be checked regularly with a gauge. Do not rely solely on the monitor system. Please see your Owner's Manual for details. **17.** The backup camera does not provide a comprehensive view of the rear area of the vehicle. You should also look around outside your vehicle and use your mirrors to confirm rearward clearance. **18.** Automatic high beam feature can help improve vision at night. However, conditions such as a dirty windshield, rapidly changing light conditions or hilly terrain will limit effectiveness so the driver may need to manually adjust the high beams from on to off. Please see your Owner's Manual for details. **19.** A single disc DVD player is standard on vehicles equipped with the dual-screen Rear-Seat Entertainment System. A separate DVD player or game system utilizing the centre console's video/audio inputs is required in order to use the split-screen function.

LEXUS



COTCI-16ISE-20 (15.4M)