

PLUG-IN HYBRID

Driving Evolved



2023 **OUTLANDER**
PHEV


MITSUBISHI
MOTORS
Drive your Ambition



THE PURSUIT OF BALANCE

Mitsubishi Motors has been a leader in electric vehicle technologies since 1970, making positive changes in society through enhanced mobility solutions. The next-generation Outlander PHEV builds on this rich heritage, utilizing both electric and gas power to strike the perfect balance between Super All-Wheel Control capability, performance and efficiency, all while offering innovative smart technologies for today's savvy, eco-minded and adventurous family looking for SUV utility and practicality.

DESIGNED TO BE NOTICED

The rugged yet sophisticated SUV design sets the Outlander PHEV apart from other electrified vehicles, with a bold front fascia, sculpted body character lines, and a chiseled rear tailgate with horizontal taillights that accentuate its wide, confident and stable stance.



Skid plate styling and available 20" Machine Alloy Wheels highlight the strong, capable nature of the Outlander PHEV.



LED Daytime Running Lights and Turn Signals wrap around the front fenders to provide greater visibility to oncoming traffic and pedestrians. Lower-positioned LED headlamps, Fog Lamps, and Auto LED High Beams ensure a safe and well illuminated drive.



ENGINEERED FOR EFFICIENCY

The Outlander PHEV incorporates Mitsubishi Motors' latest EV technologies and a high efficiency gasoline engine to deliver an efficient, yet powerful road performance while eliminating range anxiety. The advanced PHEV system automatically switches between three EV modes based on the driving situation and current state of charge of the drive battery, so you can simply drive and get the best balance of performance and efficiency.

2.4L Engine


Provides supplemental power only when you need it, either by powering the front wheels with support of the electric motors, providing engine-generated electricity to power the electric motors, or supplying electricity to recharge the drive battery via the on-board generator.

20 kWh Drive Battery

Powers both front and rear motors; located below the cabin's floor to maximize interior space and lower the centre of gravity for enhanced vehicle stability.

114 HP Front & 134 HP Rear Electric Motors

The Outlander PHEV's uniquely balanced twin-electric motor system is the key to the Super All-Wheel Control system, allowing for superior control, exhilarating acceleration, excellent efficiency and balance.



EV Drive Mode

Uses the lithium-ion drive battery to power the electric motors for a quiet, clean and powerful drive with zero fuel consumption and zero CO₂ tailpipe emissions.



Series Hybrid Mode

Uses engine-generated electricity to power the electric motors. This provides an additional boost when more power is needed, including when driving uphill and accelerating.



Parallel Hybrid Mode

Employs the engine to power the front wheels of the Outlander PHEV, with assistance from the electric motors when extra power is needed. Excess energy is used to charge the lithium-ion battery when driving in this mode.




GO FURTHER... FOR LESS

Frequent stops at the gas station are a thing of the past: with zero fuel consumption and zero CO₂ tailpipe emissions while in EV drive mode, and an exceptionally quiet ride delivered by the powerful twin-electric motors, the Outlander PHEV boasts a remarkable EV fuel efficiency equivalency rating of just 3.6 L_e/100 kms and an estimated 61 km on electric power alone^Σ.

POWER MANAGEMENT MADE EASY

While the Outlander PHEV can automatically deliver optimal efficiency for you, you can also choose to be in full control. Additional driver selectable EV power management modes allow you to take control of your efficiency.



EV PRIORITY MODE

Prioritize electric-only driving in lower speed urban driving situations (like stop-and-go traffic) to enjoy the benefits of efficient and environmentally friendly EV driving.



CHARGE MODE

Recharge the Drive Battery using the gas engine as a generator when the battery state-of-charge is low.



SAVE MODE

Save your Drive Battery's state-of-charge at its current level and drive using the gasoline engine instead. This mode is best for when you anticipate situations later in your drive, such as running local errands in stop-and-go traffic around town where EV driving is more efficient.



CHARGE IT UP!

There are many ways to charge the Outlander PHEV's Drive Battery. As standard equipment, you have the flexibility of charging your Outlander PHEV with a Level 1, Level 2, or a DC Quick Charger – a feature that is not commonly equipped on Plug-in Hybrid Electric Vehicles. With these three plug-in charging options available, you can recharge the Drive Battery to 80% capacity in as little as 38 minutes!

Charge time is approximate.

Not near a plug-in electrical power source? The Outlander PHEV includes smart features that allow you to charge on-the-go, either by using the driver selectable Charge Mode, or by using the Regenerative Braking system:



PADDLE SHIFTERS

The paddle shifters adjust the regenerative brake level position, which determines the amount of energy recaptured, and the degree of deceleration experienced when your foot is lifted off the accelerator.



INNOVATIVE PEDAL


Acceleration and deceleration can be controlled by the accelerator pedal alone. When decelerating, regenerative brakes and friction brakes will be used to recharge the Drive Battery and slow the Outlander PHEV to almost a complete stop*. The Innovative pedal also provides an additional "fun-to-drive" factor, allowing the driver to focus on the road and utilize one-pedal operation to slow the vehicle as necessary. It's the best of both worlds – efficiency and driving enjoyment.

*Application of the brake pedal is still required to bring the vehicle to a complete stop.

BALANCED, STRESS-FREE CAPABILITY

The twin-electric motors work in harmony to deliver a highly responsive, quiet and powerful performance, with smooth and well-balanced acceleration. Every Outlander PHEV also features our legendary Super All-Wheel Control system to instantaneously and automatically allocate power to each individual wheel when it's needed.

Seven unique driver selectable modes fine tune the gasoline engine and electric motor output, traction, cornering, and stability of the vehicle, to provide a confident ride regardless of the terrain or driving situation.



ECO improves the efficiency of the gasoline engine and S-AWC to support fuel efficient driving.



NORMAL offers well-balanced all-wheel drive dynamics, resulting in enhanced fuel efficiency, traction, high-speed stability and predictable handling across a variety of road conditions and driving styles.



TARMAC provides enhanced agility and heightened performance when travelling on dry, paved roads.



SNOW provides improved traction and stability specifically for light-to-medium snow-covered or slippery roads.



MUD enhances performance when driving through muddy or deep snow conditions, especially when accelerating and/or turning from a stopped position.



GRAVEL delivers maximum traction on coarser roads or whenever you might find yourself stuck in a rough patch of off-road terrain.




POWER maximizes acceleration performance to enhance responsiveness during situations where more torque is required, such as passing on the highway.



INDULGE YOUR SENSES

Prepare to be pampered behind the wheel of the Outlander PHEV. The exceptionally quiet and luxurious interior features authentic materials and tactile appointments that have been carefully crafted for your personal enjoyment, regardless of your destination.



Whether you've been on the road for a few hundred kilometers or just need to relax and release some tension on the commute home, the available front seat massage function features multiple settings for improved personal wellness and stress relief.




The available Triple-Zone Automatic Climate Control system provides independent temperature control for the driver, passenger, and 2nd row seats, so occupants can enjoy the ride in personalized comfort.



Don't let the colder Canadian seasons deter you from venturing out. The standard heated front seats, available heated steering wheel and heated second row seats not only keep everyone toasty - they are also highly efficient, keeping more energy in your Drive Battery for what's important: the journey itself.



Experience your favourite music performances as if you were at the concert hall with the available BOSE® premium audio system featuring 9 high-quality speakers including a subwoofer.



OUTLANDER PHE-VERSATILITY!

The Outlander PHEV offers practical utility and exceptional flexibility to accommodate the active lifestyle needs of your family. The 40-20-40 split 2nd Row Seats and 3rd Row Seats offer up-to 7-passenger seating and the flexibility of up-to 1,875 L in available cargo space.



"Driving the green" will mean more to your favourite golf foursome than ever before. Now everyone can carpool to the course comfortably, with their golf bags easily tucked away under the tonneau cover - all while driving in the eco-friendly EV Mode.



The twin-electric motors deliver an engaging performance that can tow up to 1,500 lbs* - that's more than enough to haul a couple of personal watercrafts to your next trip to the lake.



Enjoy the creature comforts of home while out and about with a standard 1,500W Power Supply to power two common 120 Volt household outlets - a convenient addition to your camping trip, or a perfect opportunity to power the kids' handheld devices.



SMART INNOVATIONS DESIGNED FOR REAL LIFE

Designed with the driver in mind, the Outlander PHEV is loaded with the latest intuitive mobility innovations to keep you comfortable and connected to everything that matters.



The 12.3" full digital driver display provides all the important driving and safety information you need in high-resolution, including speed, navigation, safety data, S-AWC settings, battery state-of-charge, total range, EV modes and much more.




Projected directly on the windshield, the available 10.8" full-colour Head-Up Display relays the most relevant driving information (speed, navigation, advance safety features) directly in your line-of-sight, resulting in greater focus on the road and overall safety.



The available 8-way power driver's seat with memory is linked to each of the two FAST-Key fobs, so the seat and side-view mirrors are always in position for both drivers once their optimal positions are achieved and saved.

MITSUBISHI CONNECT[†]

Connect with the Mitsubishi Motors call centre instantly in emergency situations – automatically when in a collision, or by pressing the SOS button; or arrange for Roadside Assistance when you need it. No matter the situation – the Outlander PHEV has got you covered!



The Outlander PHEV is available with a host of innovative technologies for enhanced safety and connectivity. Use your Smartphone to remotely charge your Outlander PHEV; pre-heat or pre-cool the cabin; lock or unlock your doors; find your vehicle in a parking lot; or check your vehicle's status.



Monitor and control your Plug-in Hybrid Vehicle features from anywhere, including the ability to charge your Outlander PHEV when it's convenient for you, or during off-peak energy times to reduce your overall electricity bill.



EV Services available via MITSUBISHI CONNECT:

- Drive Battery Level & Available Range
- Remote Charge Start
- Remote Charge Scheduler
- Remote Climate Control Start
- Remote Climate Control Scheduler



The available large 9" Smartphone Link Display Audio System is within easy reach and features all the latest innovations in infotainment connectivity, including Bluetooth®, SiriusXM® Satellite Radio with 3 months of complimentary service, Android Auto™, wireless Apple CarPlay² and factory-installed embedded Navigation powered by TomTom.



Located conveniently in the centre console, the available Smartphone Wireless Charger tray accommodates larger smartphones so they stay put while charging without the hassle of connecting a charge cable.



PEACE OF MIND FOR THE ROAD AHEAD

With numerous standard safety innovations, including 11 SRS airbags and RISE Body Construction, the Outlander PHEV provides top-class safety and protection for you and your family.



Outlander PHEV is also packed with many advanced driver assistance systems, including the available MI-PILOT Assist, which in combination with autonomous driving features helps keep the vehicle centered in the lane of travel and works to reduce fatigue on long trips:

Adaptive Cruise Control (ACC) with Stop & Go¹

Uses radar to automatically adjust the vehicle's cruising speed to maintain a set distance between you and the vehicle in front, even during stop and go conditions.

Lane Keep Assist (LKA)¹

When Adaptive Cruise Control (ACC) is active, the system uses an onboard camera to monitor lane markings, engaging active steering control to help keep the vehicle in the centre of the lane.

Traffic Sign Recognition (TSR)¹

Uses an onboard camera to detect speed limit and other traffic signs, displaying them on the multi-information display.



Forward Collision Mitigation (FCM)¹

Utilizes both laser radar and camera technology to determine if a frontal collision is imminent. If so, it warns you with audible and visual signals, and automatically applies moderate to emergency braking to reduce the severity of the collision and, if possible, prevent the collision altogether.

Rear Cross Traffic Alert (RCTA)¹

Detects a vehicle approaching from the side while you're backing up. It alerts you with flashing warning lights on both side mirrors, a buzzer that sounds in the cabin and a warning message that appears in the instrument cluster.

Auto-Tilting Reverse Mirrors¹

When reversing, the Side-View Mirrors automatically tilt down to provide enhanced lower visibility to help detect objects, lane markings or curbs while parking.

Blind Spot Warning (BSW)¹

Alerts you when a vehicle is in or approaching your blind spot. When a vehicle in the next lane is travelling at the same speed or faster in the detection areas, a warning light illuminates on the corresponding side mirror. If you switch the turn signal on, the warning light on the corresponding mirror will blink and a buzzer will sound to alert you that it is unsafe to change lanes.

Lane Departure Warning (LDW)¹

Uses an onboard camera to monitor lane position in front of the vehicle, providing visual alerts along with steering wheel vibration (haptic feedback) if it detects your vehicle leaving the lane unintentionally.

Rear Automatic Emergency Braking¹

Uses sonar installed in the rear bumper to detect an obstacle when in reverse, issuing a warning and applying brakes when necessary to help avoid potential collisions

Driver Attention Alert (DAA)¹

Issues a warning message to alert you of potential fatigue and lack of concentration by analyzing steering input.

Active Blind Spot Assist (ABSA)¹

Automatically applies brakes, following a warning, to support returning the vehicle to the original lane position and avoid lane change collisions when another vehicle is detected in the next lane.

Lane Departure Prevention (LDP)¹

Uses an onboard camera to detect the driving lane. When the vehicle departs from the driving lane accidentally, individual wheel brake control is activated to help return your vehicle to the original lane.

Multi View Camera System (MVCS)¹

A series of cameras create a birds-eye view of the surroundings, and a wide-angle view which results in increased convenience and safety when reversing. The Moving Object Detection (MOD) feature helps to quickly identify pedestrians and other moving objects by placing yellow frames around them.

Auto LED High Beams (AHB)¹

Detects light levels of oncoming vehicles and automatically switches the headlamps between low and high beams – a welcome safety feature when driving on dimly-lit roads.

Tire Pressure Monitoring System (TPMS)¹

Uses sensors to detect and display the current and recommended pressure for each tire, helping you achieve optimal fuel efficiency. When inflating, the Tire Pressure Adjustment Assist will indicate when the recommended tire pressure has been achieved by activating the hazard lamps and sounding the horn.



DEPENDABILITY YOU CAN COUNT ON

AT MITSUBISHI MOTORS, WE'RE SO CONFIDENT IN THE QUALITY, RELIABILITY AND DURABILITY OF THE VEHICLES WE BUILD, THAT WE BACK THEM WITH SOME OF THE MOST COMPREHENSIVE WARRANTIES AVAILABLE.

10-YEAR/160,000 KM
LITHIUM-ION BATTERY LIMITED WARRANTY**

10-YEAR/160,000 KM
POWERTRAIN LIMITED WARRANTY**

5-YEAR/100,000 KM
NEW VEHICLE LIMITED WARRANTY**

5-YEAR/UNLIMITED KM
ROADSIDE ASSISTANCE**

ES S-AWC / STANDARD SPECIFICATIONS:

- PLUG-IN HYBRID ELECTRIC VEHICLE SYSTEM
- DC QUICK CHARGER PORT
- 1,500W POWER SUPPLY
- 2.4 L DOHC MIVEC 4-CYLINDER DIRECT INJECTION ENGINE
- 1-SPEED TRANSMISSION
- SUPER ALL WHEEL CONTROL (S-AWC) WITH DRIVE MODE SELECTOR (ECO/NORMAL/SNOW/ GRAVEL/TARMAC/MUD/POWER)
- 7 PASSENGER SEATING
- BLIND SPOT WARNING (BSW)
- LANE DEPARTURE WARNING (LDW)
- REAR CROSS TRAFFIC ALERT (RCTA)
- ADAPTIVE CRUISE CONTROL (ACC)
- HILL START ASSIST
- 18" ALLOY WHEELS
- AUTO LED HEADLAMPS
- REARVIEW CAMERA
- 12.3" FULL DIGITAL DRIVER DISPLAY
- HEATED FRONT SEATS
- PUSH BUTTON START
- DUAL-ZONE AUTOMATIC CLIMATE CONTROL
- 8" SMARTPHONE LINK DISPLAY AUDIO FEATURING ANDROID AUTO™ AND APPLE CARPLAY

LE S-AWC / INCLUDES ALL THE EQUIPMENT OF THE ES S-AWC, PLUS:

- MULTI-VIEW CAMERA SYSTEM (MVCS) WITH MOVING OBJECT DETECTION
- LED FRONT FOG LIGHTS
- POWER PANORAMIC GLASS SUNROOF
- FAUX-SUEDE APPOINTED SEATS
- 6-WAY POWER DRIVER'S SEAT
- 3-ZONE AUTOMATIC CLIMATE CONTROL
- HEATED STEERING WHEEL
- EMBEDDED NAVIGATION
- 9" SMARTPHONE LINK DISPLAY AUDIO FEATURING ANDROID AUTO™ AND WIRELESS APPLE CARPLAY
- POWER LIFTGATE
- FAST-KEY KEYLESS ENTRY
- CONNECTED CAR SERVICES

MOST POPULAR**SEL S-AWC / INCLUDES ALL THE EQUIPMENT OF THE LE S-AWC, PLUS:**

- 20" ALLOY WHEELS
- HEATED 2ND ROW SEATS
- 8-WAY POWER DRIVER'S SEAT WITH KEY LINKED MEMORY SETTINGS
- QUILTED LEATHER-APPOINTED SEATS
- RAIN SENSING WINDSHIELD WIPERS
- REVERSE AUTO-TILT DOOR MIRRORS
- AUTO-DIMMING REARVIEW MIRROR

**GT S-AWC / INCLUDES ALL THE EQUIPMENT OF THE SEL S-AWC, PLUS:**

- AUTO HIGH-GRADE LED HEADLAMPS
- AUTO HEADLAMP LEVELLING
- ACTIVE BLIND SPOT ASSIST (ABSA)
- 10.8" HEAD-UP DISPLAY (HUD)
- BOSE® PREMIUM AUDIO WITH 9 SPEAKERS
- MI-PILOT ASSIST
 - LANE KEEP ASSIST (LKA)
 - ADAPTIVE CRUISE CONTROL (ACC) WITH STOP & GO
 - TRAFFIC SIGN RECOGNITION (TSR)
- SMARTPHONE WIRELESS CHARGER
- REAR DOOR PULL UP SUNSHADES
- TWO-TONE ROOF (OPTIONAL)
- **PREMIUM PACKAGE**
 - FRONT SEATS MESSAGE FUNCTION (PREMIUM)
 - SEMI-ANILINE TWO-TONE LEATHER-APPOINTED SEATS (PREMIUM)

FOR A COMPLETE LIST OF FEATURES, TECHNICAL SPECIFICATIONS AND OPTIONS, VISIT [MITSUBISHI-MOTORS.CA](https://www.mitsubishi-motors.ca)



RED DIAMOND

WHITE DIAMOND

BLACK DIAMOND

STERLING SILVER

TITANIUM GREY

LABRADOR BLACK

DEEP BRONZE

COSMIC BLUE

PERSONALIZE YOUR OUTLANDER PHEV

You chose the Mitsubishi Outlander PHEV because it best fits you and your lifestyle – now it's time to make it uniquely yours. Mitsubishi Motors Genuine Accessories are designed specifically for your Outlander PHEV, to offer added convenience, protection and style, as you see fit. A perfect fit to be precise, meeting all required standards and covered under a Mitsubishi Motors warranty.

Personalize, customize and accessorize your Outlander PHEV to make your personalized mark on the road ahead.

- ▮ ALL WEATHER FLOOR MATS – HIGH EDGE
- ▮ CARGO LINER
- ▮ HOOD EMBLEM
- ▮ MUDGUARDS (FRONT & REAR)
- ▮ REAR BUMPER PROTECTION PLATE
- ▮ ROOF CARRIER SYSTEM
- ▮ SCUFF PLATES
- ▮ HOOD PROTECTOR
- ▮ WHEEL LOCKS

Technical data, equipment and options shown are based on the latest information available at the time of printing and are subject to change without notice. Colours may vary due to the printing process. Exterior and interior lights on vehicles shown may be illuminated for illustration purposes only. Vehicles are shown with optional equipment and/or accessories or images may be international models shown. Not all equipment is available on every model. For complete details about equipment configuration and Mitsubishi Motors Genuine Accessories, please contact your Mitsubishi Motors Retailer. *2022 Mitsubishi Motor Sales of Canada Inc. To use Android Auto on your phone screen, you'll need an Android phone running 5.0 (Lollipop) or higher and the Android Auto app. Google, Google Play, Android, Android Auto, and other marks are trademarks of Google LLC. Apple CarPlay and Siri are trademarks of Apple Inc., registered in the U.S. and other countries. The Bluetooth word mark and logos are owned by Bluetooth SIG, Inc. and any use of such marks by Mitsubishi Motors is under license. Bose is a registered trademark of the Bose Corporation. *2022 SiriusXM Canada Inc. "SiriusXM", SiriusXM Satellite Radio subscriptions sold after 3-month prepaid period expires. Subscriptions are governed by SiriusXM Customer Agreement; see [siriusxm.ca](https://www.siriusxm.ca). "SiriusXM", the SiriusXM logo, channel names and logos are trademarks of SiriusXM Radio Inc. and are used under license. "MITSUBISHI CONNECT" is available on Mitsubishi Motors vehicles only when activated (and equipped). Actual efficiency will vary depending on conditions such as external elements, driving behaviours, vehicle maintenance, and lithium-ion battery age. Based on Natural Resources Canada's testing methodology. Advanced safety systems are driver aids only and are not a substitute for safe and careful driving. Under certain conditions, the systems have detection, capacity and other operational limits. Drivers are fully responsible for their own safe driving. Please drive safely and do not rely solely on these systems. See Owner's Manual or [mitsubishi-motors.ca/en/advancedsafety](https://www.mitsubishi-motors.ca/en/advancedsafety) for full details, conditions and limitations. See Owner's Manual for proper use. **Whichever comes first. Regular maintenance not included. See dealer or [mitsubishi-motors.ca](https://www.mitsubishi-motors.ca) for warranty terms, restrictions and details. Not all customers will qualify.