

2019

COROLLA HATCHBACK



TOYOTA

AT TOYOTA, WE'RE MORE THAN JUST A CAR COMPANY



WE'RE A PARTNER IN THE JOURNEY TO LIVE YOUR MOST FULFILLING LIFE.

We give you the tools you need to achieve your full potential by designing our vehicles with purpose. To be as dynamic as the life you've always envisioned yourself living.

And we don't stop at meticulously designed, quality vehicles. We're pioneering alternative fuels, improving human movement, and creating meaningful community partnerships, like the one we have with our Olympic and Paralympic athletes. These initiatives demonstrate our determination to give everyone the ability to move freely through a world with constantly evolving mobility challenges, enriching that world in the process.

Alone, just a car. Together, so much more.

DESIGNED FOR REAL LIFE



THE ALL-NEW 2019 COROLLA HATCHBACK.

The 2019 Corolla Hatchback keeps the fun going. Low to the ground and lightweight, this energetic hatch will reintroduce you to the thrill of driving. Its sporty exterior highlights its practical five-door design, while the interior surrounds you in comfort with plenty of room to take friends along for the ride. It's also up to speed with the latest standard tech and our state-of-the-art Toyota Safety Sense 2.0™ that helps provide peace of mind on every trip. So, whether you're running to the store or driving to the lake, Corolla Hatchback finds fun around every corner.

EVERY RIDE'S A JOY RIDE

SLEEK, SPORTY EXTERIOR.

The all-new Corolla Hatchback makes a joy ride out of just about any ride. Its sporty design makes a lasting first impression, thanks to its sleek, aerodynamic shape, athletic wheel flares and arches, stylish Bi-Beam LED headlights, and available tailpipe diffuser. And since no two lives are alike you can choose from several sporty packages to ensure this Hatchback fits your unique needs.





COMFORT THAT FITS WHO YOU ARE

AN INTERIOR MADE FOR GOING.

Corolla Hatchback's restyled, driver-centric cockpit is tailored to give you an exceptional experience behind the wheel. Its ergonomically designed sport seats allow for a more relaxed and focused drive, while pedals and shifters are perfectly positioned to give you optimal control around every bend and corner. No inch of the interior was overlooked. With premium piano black accents, soft-touch materials, and contrast stitching on the dash and doors, everything in Corolla Hatchback was meticulously designed to stand out and to give you total comfort.

UP TO SPEED WITH THE LATEST TECH



ENTUNE™ 3.0¹

The 8-in multimedia touch-screen display features a host of smart technologies including App Suite Connect,² available Safety Connect³, Destination Assist,⁴ and Scout[®] GPS Link⁵ to help you to connect to the people, places, and things that matter to you most.



APPLE CARPLAY™

Corolla Hatchback offers Apple CarPlay™ support as a standard feature. Connect your compatible iPhone[®] and get directions, make calls, send and receive messages, and listen to your own playlist with your voice through Siri and the 8" touch-screen—all while maintaining focus on your drive.



BACKUP CAMERA

When reversing, the multimedia touch-screen displays an image of what the standard backup camera sees behind you.

ENERGY THAT'S CONTAGIOUS



SHIFT INTO THE MOMENT.

Corolla Hatchback's new Dynamic Force 2.0L, 4-cylinder, 168hp Direct Injection 4-stroke engine with Variable Valve Timing with Intelligence delivers improved driving performance, and the added benefit of superior fuel efficiency. For driver's craving greater control, the all-new six-speed intelligent Manual Transmission (iMT) with downshift rev-matching automatically adjusts engine rotations when changing gears and ensures smoother and faster transitions between gears. Corolla Hatchback also features an all-new suspension, additional shock absorbers, active cornering assist, and vehicle stability control, which all work together to enhance ride comfort and handling response so that you have fast-paced fun the moment you step on the gas.

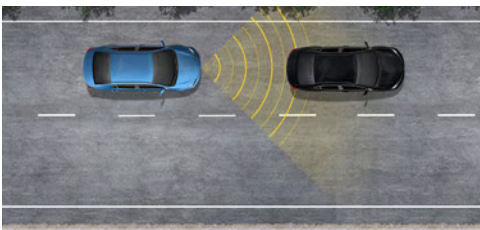


Toyota
Safety
Sense

DESIGNED FOR SAFETY

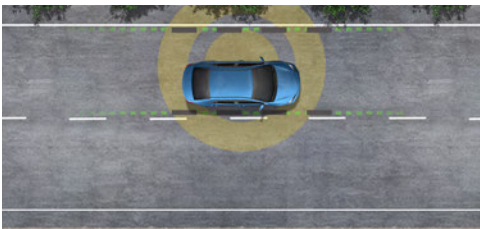
STANDARD TOYOTA SAFETY SENSE 2.0™⁷

No matter what roads you travel, Toyota is always there to keep you as safe as possible. That's why the all-new Corolla Hatchback comes standard with an all-new safety innovation. Introducing Toyota Safety Sense 2.0™, an advanced suite of safety features that adds new technologies and capabilities designed to help protect drivers, passengers, and others who share the road from harm. That's peace of mind we can all get behind.



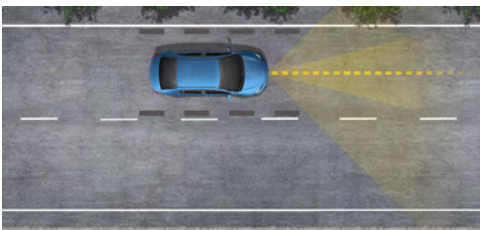
FULL-SPEED RANGE DYNAMIC RADAR CRUISE CONTROL⁹

Dynamic Radar Cruise Control (DRCC) uses vehicle-to-vehicle distance control, which adjusts your speed, to help you maintain a preset distance from vehicles ahead of you that are driving at a slower speed. DRCC uses a front-grille-mounted radar and an in-vehicle camera designed to detect vehicles and their distance.



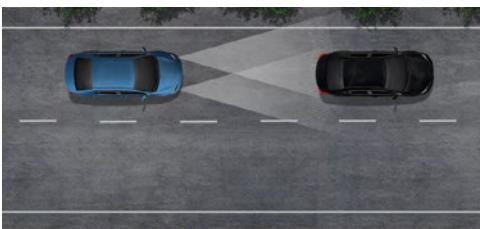
LANE DEPARTURE ALERT WITH STEERING ASSIST¹⁰ & ROAD EDGE DETECTION

Alerts you if you start to drift out of your lane when visible lane markings or the road edge is detected. The Steering Assist function may also provide small corrective steering inputs.



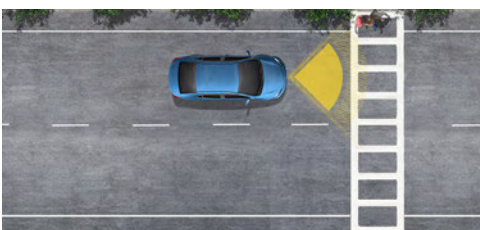
LANE TRACING ASSIST¹¹

Provides steering support to help the driver keep the vehicle centred in its lane when Dynamic Radar Cruise Control is in operation.



AUTOMATIC HIGH BEAMS¹²

Designed to detect oncoming and preceding vehicles' lights and depending upon the circumstances, Automatic High Beams can switch between high and low beams for you.



PRE-COLLISION SYSTEM WITH PEDESTRIAN & BICYCLE DETECTION⁸

Provides collision avoidance or collision mitigation support in speed ranges where frontal collisions are likely to occur. The latest system has enhanced low-light capabilities to help detect pedestrians at night. In certain conditions during the day, the Pre-Collision System with Pedestrian and Bicycle Detection may also help to detect leading and crossing cyclists and help prevent or mitigate a collision.

COROLLA HATCHBACK SELECT FEATURES

S



DRIVETRAIN

- Dynamic Force 2.0 Litre, In-Line 4-Cylinder, with 168 hp @ 6600 rpm & 151 lb.ft. of Torque @ 4800 rpm
- Variable Valve Timing with Intelligence Electrically Driven on Intake Cam
- Variable Valve Timing with Intelligence on Exhaust Cam
- Direct-Injection 4-Stroke Gasoline Engine
- 6-Speed, intelligent Manual Transmission (iMT)
- Front Wheel Drive, Drive Mode Select
- Combined City & Highway Rating 7.5 L/100km 38 mpg⁶

ENTERTAINMENT & CONNECTIVITY

- 8" Touch Panel Display Audio, 6-Speakers
- Entune™ 3.0 Audio Plus: Entune™ App Suite Connect includes – Traffic, Weather, Slacker, Yelp, Sports, Stocks, Fuel Prices & NPR1 (No subscription required); Scout® GPS Link (3 years subscription)
- Works with Apple CarPlay™
- USB Input Port, Auxiliary Input Jack, Bluetooth® Hands-Free Phone Connectivity, Wireless Audio Streaming, Phone Book Access
- 4.2" TFT Colour Multi-Information Display
- Backup Camera
- Push Button Start, Smart Key System

INTERIOR

- Automatic Climate Control
- Front Sport Seats with Sport Fabric Seat Material
- Manual Adjustable 6-Way Driver & 4-Way Front Passenger Seats
- 60/40 Split Rear Bench Seat with Fold-Down Seat Back
- Piano Black Accented Instrument Panel Trim
- All Power Windows with Auto Up/Down

EXTERIOR

- 5-Door Hatchback
- Bi-Beam LED Headlamps
- LED Rear Combination Lamps
- 15" Steel Wheels with Full Wheel Cover & P195/65R15 All-Season Tires

SAFETY

- Toyota Safety Sense 2.0™ – Pre-Collision System with Pedestrian & Bicycle Detection
Full-Speed Range Dynamic Radar Cruise Control (High Speed for manual transmission)
Lane Departure Alert with Steering Assist & Road Edge Detection
Lane Tracing Assist (Not available on manual transmission)
Automatic High Beams
- 7 Airbags
- Engine Immobilizer

OPTIONAL

- 'M' mode with 10-speed AT Simulated Shift Control, Automatic, Direct Shift Continuously Variable Transmission (Direct Shift-CVT)
- Combined City & Highway Rating 6.7 L/100km 42 mpg⁶

OPTIONAL PACKAGES

SE PACKAGE

- Leather-Wrapped Steering Wheel
- Steering Wheel Paddle Shifters (A/T)
- Heated Front Seats
- Rear Bumper with Chrome Accent
- Vehicle Anti-Theft System
- SE Badging
- 16" Aluminum Alloy Wheels & P205/55R16 All-Season Tires

SE UPGRADE PACKAGE

- Plus SE Package
- Leather-Wrapped Heated Steering Wheel
- Blind Spot Monitor System
- Qi Wireless Charging
- 18" Aluminum Alloy Wheels & P225/40R18 All-Season Tires

XSE PACKAGE

- Plus SE Upgrade Package
- Dual Zone Automatic Climate Control
- Integrated SiriusXM® Satellite Radio
- Entune™ 3.0 Audio Premium: Entune™ App Suite Connect includes – Traffic, Weather, Slacker, Yelp, Sports, Stocks, Fuel Prices & NPR1 (No subscription required); Entune™ Safety Connect® includes – Automatic Collision Notification, Stolen Vehicle Locator, Emergency Assistance Button, Enhanced Roadside Assistance (3 years subscription), Entune™ Destination Assist (6 months subscription), Embedded Traffic & Weather, Map Updates - 3 Years (Maximum of 3 Updates)
- Embedded Navigation replaces Scout® GPS Link
- 7" TFT Multi-Information Display with Digital Speedometer
- Sport Fabric Seat Material with Leatherette Trim
- Heated Power Adjustable 8-Way Driver Seats
- LED Fog Lamps
- XSE Badging

EXTERIOR COLOURS

040 **SUPER WHITE**

070 **BLIZZARD PEARL**

1F7 **CLASSIC SILVER METALLIC**

218 **MIDNIGHT BLACK METALLIC**

211 **GALACTIC AQUA MICA**

3U4 **SMOKED PAPRIKA METALLIC**

6X1 **BRONZE OXIDE**

8W9 **BLUE FLAME**

INTERIOR COLOURS

BLACK Sport Fabric

BLACK Mixed Fabric & Leather

SADDLE TAN Mixed Fabric & Leather

Not all exterior and interior colour options are available for every model.



ACCESSORIES

Toyota Genuine Accessories are custom designed and built to fit your specific Toyota vehicle and are backed by a Toyota Warranty. For a complete list of vehicle-specific accessories, visit accessories.toyota.ca or your local Dealer.

Auto-Dimming Rear View Mirror with HomeLink®
Block Heater
Body Side Mouldings
Cargo Liner
Cargo Net

Door Sill Protectors
Hood Deflector
Pro Series Paint Protection Film
Rear Spoiler
Roof Rack
Side Window Deflectors

START+ Long Range Remote Engine Starter
Toyota Genuine Dash Camera
TRD Performance Air Filter



WARRANTY

No deductibles. No transfer fees.

COMPREHENSIVE COVERAGE 3 YEARS OR 60,000 KM

This warranty includes 24 hour Roadside Assistance and other benefits, as well as coverage of repairs on any part of the vehicle that is defective in material or workmanship under normal use and maintenance. Different warranties apply to original tires.

POWERTRAIN COMPONENTS 5 YEARS OR 100,000 KM

This warranty covers repairs to powertrain components that are defective in material or workmanship under normal use and maintenance.

MAJOR EMISSION CONTROL COMPONENTS 8 YEARS OR 130,000 KM

This warranty covers repairs to specified major emission components that are defective in material or workmanship under normal use and maintenance.

CORROSION PERFORATION 5 YEARS/UNLIMITED DISTANCE

This warranty covers any sheet metal found, under normal use, to have developed a perforation from corrosion due to defects in material or workmanship.

DISCLAIMERS

(1) Services are dependent upon connection to a compatible wireless network. The current compatible 3G GSM/GPRS cellular network is provided by a third-party wireless service provider. Toyota is not responsible for cellular network discontinuance. (2) Select Toyota Entune™ App Suite apps use a large amount of data and you are responsible for all data charges. Apps and services vary by phone and carrier; not all services are available all the time and in all locations, and are subject to change. (3) Traffic Incident and Weather App are available on Entune™ 3.0 Audio and Entune™ 3.0 Audio Plus multimedia displays. (4) Be sure to obey traffic regulations and maintain awareness of road and traffic conditions at all times. Availability & accuracy of the information provided by Destination Assist are dependent upon many factors. Use common sense when relying on information provided. Services and programming subject to change. Services not available in every city or roadway. (5) Be sure to obey traffic regulations and maintain awareness of road and traffic conditions at all times. Apps/services vary by phone/carrier; functionality depends on many factors. Select apps use large amounts of data; you are responsible for charges. Apps and services subject to change. Availability and accuracy of the information provided by Scout® GPS Link is dependent upon many factors. Use common sense when relying on information provided. Services and programming subject to change. Services not available in every city or roadway. (6) Fuel efficiency estimates were determined using approved Government of Canada Test Methods. Actual fuel consumption will vary based on driving habits and other factors. (7) Drivers should always be responsible for their own safe driving. Please always pay attention to your surroundings and drive safely. Depending on the conditions of roads, vehicles, weather, etc., the TSS systems may not work as intended. (8) The TSS Pre-Collision System is designed to help avoid or reduce the impact speed and damage in certain frontal collisions only. The Pedestrian Detection System with Enhanced Low Light Capability and Bicyclist Detection, part of the Advanced Pre-Collision System, is designed to detect a pedestrian or bicyclist ahead of the vehicle, determine if impact is imminent and help reduce impact speed. It is not a collision avoidance system and is not a substitute for safe and attentive driving. System effectiveness depends on many factors, such as speed, size and position of pedestrians, driver input, and weather, light and road conditions. (9) Dynamic Radar Cruise Control is designed to assist the driver and is not a collision-avoidance system or a substitute for safe and attentive driving practices. System effectiveness depends on many factors such as weather, traffic and road conditions. (10) Lane Departure Alert with Steering Assist is designed to read lane markers under certain conditions and provide visual and audible alerts and slight steering force when lane departure is detected. It is not a collision-avoidance system or a substitute for safe and attentive driving. (11) Lane Tracing (Trace) Assist (LTA) is designed to read visible lane markers and detect other vehicles under certain conditions. When potential lane departure is detected, LTA provides a visual warning and either an audible alert or vibration in the steering wheel and can apply a slight steering force. It is not a collision-avoidance system or a substitute for safe and attentive driving. Effectiveness is dependent on many factors including road, weather and vehicle conditions. (12) Automatic High Beam system operates at speeds above approximately 34 km/h. Factors such as a dirty windshield, variable weather, lighting conditions and hilly terrain will limit effectiveness, requiring the driver to manually turn it off.

Details on the above features can be found in the Owner's Manual or contact your local Toyota Dealer

Toyota Canada Inc. Every effort has been made to ensure the specifications and equipment shown are accurate based on information available at time of printing. In some cases, certain changes in production capacity, standard equipment, options or product delays may occur which would not be reflected in this brochure. Toyota Canada Inc. reserves the right to make these changes without notice or obligation. The Toyota website toyota.ca – or your Toyota Dealer is your best source for up-to-date information.

