

# Q30



**INFINITI**

EMPOWER THE DRIVE

INFINITI

# EMPOWER THE DRIVE

We are like you. We push ourselves beyond our comfort zone. While others might be content with making better machines, we are driven to go beyond – to design cars that push human potential. We build technology to enhance your senses, striking design that demands a response and performance that makes you feel more alive. Prepare to experience the road as it was intended.

## INFINITI Q30

**Empower the drive with style.** This is art in motion. Expression and purpose as one. An all-new premium compact optimised for the urban landscape and those who define it. Utilising signature adaptive LED headlamps to own the night.<sup>1</sup> A dramatic stance to rule the streets. And an interior dressed in high gloss black lacquer and contrasted stitched leather to complete the package.<sup>1</sup> Q30. Born to Challenge.



EXTERIOR DESIGN

# YOU. OUT IN FRONT. DEFINING A NEW STYLE.

The city is your stage. INFINITI Q30 puts you in the spotlight – with a stance that rises above the rest and with dramatic lines that are as expressive as you are.

**ELEVATED STANCE** Sleek and sporty with a seating position that gives you the height to stand out. The unique black lacquer trim around the wheels and lower side sills emphasise its unique stance. The ideal height provides a clearer view over traffic whilst making it easier to enter and exit the INFINITI Q30.

**UNDENIABLY INFINITI** The top arc of the grille mirrors the arc of the bottom to form INFINITI's signature double-arch grille. The crescent-shaped C-Pillar arcs forward from the rear window as if in perpetual motion. The Q30 displays INFINITI's DNA in every curve, front to rear.

**19-INCH SPORT WHEELS** Specially designed to integrate with the athletic lines of the INFINITI Q30 Sport, the dark finish shows off its aggressive styling. Lightweight to enhance performance, they are standard on the INFINITI Q30 Sport and optional on the INFINITI Q30 Premium and Premium Tech grades.

**SIGNATURE LED LIGHTING** Inspired by the human eye, the trademark INFINITI light shape can be seen from both the front and the side. It is echoed in the taillamps for a definitive character from every angle.



**DYNAMIC LINES** A rising and dipping shoulder line runs the entire length of the INFINITI Q30. The deep, sharp curves on the doors are so dramatic, engineers had to develop a new type of 3D manufacturing process to produce them. INFINITI Q30 looks like nothing else on the streets.

INTERIOR DESIGN

# THE NEW FEEL OF NONCONFORMITY

On every surface inside, you'll find high-quality softness from the same kinds of premium materials found on your favourite luxury goods.

**SUEDE-LIKE SOFTNESS** Developed in Italy by the high-fashion industry for use on surfaces you touch often – like the lining in purses and shoes – this non-solvent, recycled material imparts a suede-like feel to the front pillars and headliner.<sup>1</sup>

**TESTED TOUCH** With hundreds of people around the world we searched to find a texture that was most pleasing to the fingertip. We then crafted Sofilez to meet that requirement. When quality is important and durability essential, you'll find it – the centre arm rest is just one example.

**NAPPA LEATHER** This genuine leather is selected for its exceptional, clothing-quality softness.<sup>1</sup>



## THE NEW SHAPE OF INDIVIDUALITY

Shapes that flow naturally in beautiful asymmetry create an inviting interior that is fresh and unique. This is design with a new view.

**FIRST IMPRESSIONS** From the driver's seat, the intersecting curves of the interior are refreshingly dynamic, but our designers know that your first view happens before you ever sit down. So they designed it to be breathtaking the moment you open the door, from the side view, as well as head on.

**DESIGNED IN MOTION** When you're in the Q30, you're driving – and that's why our design director had his team push him around in the courtyard while he sat in a mockup of the interior. The movement of light had to be perfect on every surface.



**GALLERY WHITE** Designed to be the purest white leather available for possibly the purest expression of your style, it's been accented with red stitching for a fearless look. Hints of red are also found on the key fob and on the alloy wheels.<sup>1</sup>

## SPECIAL CHOICES

# IT'S YOUR STATEMENT. BE BOLD.

As unique as the INFINITI Q30 may be, you can refine it to reflect the true you. Choose from three designer colour combinations that are as personal as your style and as unique as your individual expression.<sup>1</sup>

**CITY BLACK** Sophisticated urbanity in black and purple. It features purple stitching on the black leatherette and suede seating surfaces, armrests and dashboard. Purple accents are also found on the wheels and key fob to complement the look.<sup>1</sup>

**CAFÉ TEAK** Casual, but nothing less than refined. Classic material meets modern reinvention with black stitching on chocolate Nappa leather upholstery.<sup>1</sup>

**MATCHING WHEELS** The interior design colour combinations are extended to the exterior with unique 18- or 19-inch wheels with colour-matched accents. Their machined surfaces are enhanced with a special laser etching process exclusive to INFINITI that uses a unique laser treatment to literally sculpt the purple or red accent colour on the wheel with never-before-seen precision.<sup>1</sup>



CONNECTIVITY

# INTOUCH WITH YOUR CONNECTED WORLD

INFINITI InTouch™ makes your world flow. Your life is mobile, and INFINITI InTouch™<sup>1</sup> seamlessly brings your world into your car. Stay ahead and in contact with your voice, text, email, calendar, navigation and music.

**A PREMIUM CONNECTION** Every time you get into your INFINITI Q30, connect with technology that responds like the technology you hold in your hand. After you connect your compatible smartphone, INFINITI InTouch™ brings your world into your car, allowing you to read email or text, listen to your playlist, navigate unfamiliar streets or call your friends.<sup>1,3</sup>

**MORE OF YOUR WORLD** Personalise your INFINITI Q30 to keep you moving ahead instead of catching up. Sync to a selection of apps from your compatible smartphone to your car so you can access your email, calendar, and search capabilities.<sup>1,3</sup>

**ADJUSTS TO YOU** INFINITI InTouch™ delivers an intuitive experience right from your driver's seat in the manner that best suits you. Once your compatible smartphone is connected, you can interact with the state-of-the-art system however you find easiest – through the 7-inch colour touchscreen, INFINITI Controller or voice command.<sup>1,3</sup>



**PLUG-IN CONVENIENCE** Two USB ports give you twice the opportunities. Get instant access to your music library. Charge your smartphone. Listen to tunes on a USB stick or drive. An optional 10-speaker Bose® audio system will transform your INFINITI Q30 into a mobile sound studio.

**BLUETOOTH® STREAMING AUDIO** Turn your compatible Bluetooth®-enabled smartphone into a source of music, and listen to your top playlists over the INFINITI Q30 audio system.

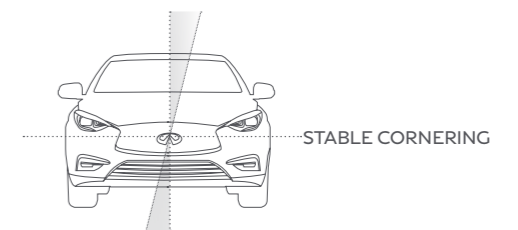
**HANDS-FREE VERSATILITY** With the INFINITI Bluetooth® Hands-free Phone System, you can make and receive wireless calls using voice recognition. No fumbling. No need for a headset. Just press a button on the steering wheel.



## HANDLING

# QUICK RESPONSES FOR THE URBAN STREETS

Obstacles and opportunities come up fast in the city. The INFINITI Q30 empowers you to respond with finely tuned handling that is as agile as it is smooth.



**SHARPNESS WITH SMOOTHNESS** Sporty yet forgiving, you can feel the attention paid to tuning the INFINITI Q30 shock absorbers. They hold the Q30 tight and stable as you take turns whilst softening rough pavement and cobblestone, for a rare balance of responsive handling with a smooth ride. Engineers even reduced suspension noise so it sounds smooth.

**FINE-TUNED STEERING** The INFINITI Q30 was made to thrive in the fast-paced challenges of urban driving. A little turn of the wheel results in a big response with little effort, so it's always easy.

**SPORT SUSPENSION** In the INFINITI Q30 Sport 2.0 Petrol and 2.2 Diesel, reflexes are sharpened and the look is more aggressive, thanks to a lower and firmer suspension. It is paired with larger brakes and drilled front discs that stay cooler for better stopping performance.<sup>1</sup>

**SEAT DESIGN** You connect to your INFINITI Q30 through the steering wheel and your seat. The driver seat's design is based on zero gravity research to provide maximum spinal support and reduce the pressure on muscles, so it supports you where you need it whilst also reducing fatigue on long drives.



ENGINEERING

# EVERY SENSE IS HEIGHTENED AND QUICKENED

From the feel of acceleration to the song of the engine, we've amplified the experience of power and sound motion in the INFINITI Q30.

**A CONTINUOUS SWELL** Acceleration Swell is our vision of power. By precisely tuning the engine to utilise torque over a broader rev range, the force you feel seems to provide a limitless emotional experience.

**INTUITIVE TRACTION** The available all-wheel drive system infinitely adjusts for better traction by sending anywhere from 0 to 50% of the power to the rear wheels when you need it. And it's lightweight, so you get added control without sacrificing efficiency.

**DRIVE MODE SELECTOR** Adjust your driving experience to fit the moment. Whether you want efficiency, smoothness or sportiness, select Manual, ECO or Sport mode to fine-tune your performance to your needs.<sup>1</sup>

**DUAL CLUTCH TRANSMISSION** Shift delays are now an artefact of history. With one clutch for even gears and another for odd, the next gear is already pre-selected. The result is smooth gear changes you'll interpret as pure, clean power.<sup>1</sup>

**SHARP SHIFTING** Paddle shifters on the steering wheel give you fingertip control over gear selection. The speedy shifting of the dual clutch transmission feels even faster when you never take your hands from the wheel to change gears.<sup>1</sup>

## PETROL

With two different turbocharged petrol engines to choose from, select optimal power, optimal mileage or a combination of the two that makes the most sense for the way you drive.

2.0  
TURBO | 1.6  
TURBO

## DIESEL

For superb efficiency, economy and durability, these proven diesel engines provide a remarkably quick response to throttle and a long flat torque curve for highway performance.

1.5  
TURBO | 2.2  
TURBO





## CONVENIENCE

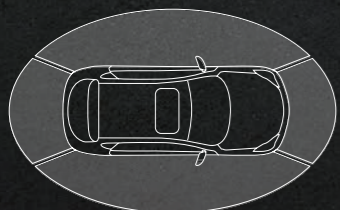
# EASY TO PARK FROM ANY ANGLE

No other vehicle in its class offers this combination of innovations and parking assistance technologies. It is engineering that intuitively extends your ability to manoeuvre in and around tight spaces.

**SEE EVERY SIDE** Gain a new perspective on what's around you. With the Around View Monitor with Moving Object Detection and Front and Rear Parking Sensor System,<sup>1,2</sup> four cameras and one virtual 360° view from above make it easy to see and manoeuvre in even the tightest spaces.

**MOVING OBJECT DETECTION<sup>1,2</sup>** The four cameras not only give you an unprecedented view, they keep watch as well. An audible alert is given when a stationary or moving object is detected behind you or close by, and the appropriate camera is highlighted to show you which side.

**AUTOMATIC PARK ASSISTANCE<sup>1</sup>** Using a combination of 12 sensors, this system will determine if the parking area is large enough. Simply press a button to confirm, and operate the accelerator and brake pedals. INFINITI Q30 will help park itself safely – in parallel or reversing-in parking spots.



12  
SENSORS

360°  
VIEW

4  
CAMERAS

# MASTER THE WAY YOU MOVE THROUGH TRAFFIC

Whether the roads are clear, chaotic or constantly changing, intelligent technologies help guide you through the action.



**KNOW YOUR WAY** Find your way through busy streets and unfamiliar territory. INFINITI InTouch™ with Navigation<sup>1,3</sup> lets you choose a view that's most intuitive to you – a 2D overhead view or a 3D Birdview perspective. You can even search for a destination without knowing the specific name or category, then save it to start your journey.

**MAINTAIN YOUR LANE** The Lane Departure Warning<sup>1,6</sup> monitors lane markings and will warn you visually, audibly and physically – as a vibration through the steering wheel – so you can correct your line before you leave your lane.

**MANAGE YOUR PACE** Set your desired speed and distance, and Intelligent Cruise Control (Full-Speed Range)<sup>1,7</sup> will automatically adjust your speed in slowing traffic, all the way to a complete stop. Once the way clears, Intelligent Cruise Control will bring you back up to your preset speed.

**SEE THE SIGNS** The traffic sign recognition<sup>3</sup> uses a camera to watch for posted speed limits and give you a reminder in the instrument panel. Helping you remain aware and stay in command.<sup>1</sup>





## SAFETY

# INNOVATIVE TECHNOLOGY HELPS YOU TO SEE CLEARLY WHILST AVOIDING OBSTRUCTIONS

A unique combination of active and passive safety innovations enhance your ability to respond instinctively.

**RECOGNISING DANGER** Forward Collision Warning<sup>4</sup> looks ahead for the vehicle in front. If you're closing in too quickly, the system will warn you visually and audibly.

**ASSISTED BRAKING** Forward Collision Stop<sup>4</sup> adds another dimension of security. It detects vehicles in the lane ahead of you. If you need to brake, it will push up the accelerator pedal and apply the brakes to help minimise or even prevent a collision.

**HELPING STAY IN CONTROL** Vehicle Dynamic Control (VDC) compares actual vehicle cornering to the driver's input. If the system senses oversteer or understeer, VDC adjusts engine power and applies appropriate braking to individual wheels to help correct the problem and keep INFINITI Q30 on the intended path.

**BETTER DIRECTIONAL STABILITY WHILST STOPPING** Electronic Brake Force Distribution adjusts the amount of pressure applied to the front and rear wheels to improve braking performance and reduce front-end dive.

**SENSES WHERE YOU CAN'T SEE** The Blind Spot Warning System<sup>1,5</sup> uses sensors to help alert you to a vehicle detected entering the blind spot area in an adjacent lane and helps you avoid it. First, the warning light illuminates. Then, if you begin moving toward the occupied lane, a warning sounds.


**ENHANCED PROTECTION** Based on the severity of the crash and seat belt usage, the INFINITI Advanced Air Bag System<sup>8</sup> adjusts inflation in the dual-stage front supplemental air bags. Also featured are front seat-mounted side-impact supplemental air bags and roof-mounted curtain side-impact supplemental air bags with rollover sensor.

**STRONGER AND LIGHTER** High- and ultra high-strength steel is used in critical areas, such as the roof pillars, floor and roof crossmembers, door beams and various reinforcements to enhance your safety in case of a collision.

**REDUCING FORCE** In the event of a collision, advanced front and rear crumple zones deform gradually to help absorb the energy of the impact before it reaches the passenger cabin.

# MAKE IT UNIQUELY YOURS

## EXTERIOR COLOURS



## WHEELS



17" RESURFACED LIGHT ALLOY WHEELS, 215/60R17 TYRES (1.5D AND 1.6T ENGINES ONLY)

18" LIGHT ALLOY WHEELS WITH 5 DOUBLE-SPOKES, 235/50R18 TYRES

18" RESURFACED LIGHT ALLOY WHEELS WITH 5 DOUBLE-SPOKES, 235/50R18 TYRES

18" RESURFACED LIGHT ALLOY WHEELS WITH 5 DOUBLE-SPOKES AND PURPLE ACCENTS, 235/50R18 TYRES



18" RESURFACED LIGHT ALLOY WHEELS WITH 5 DOUBLE-SPOKES AND RED ACCENTS, 235/50R18 TYRES



19" LIGHT ALLOY WHEELS WITH 5 DOUBLE-SPOKES, 235/45R19 RUN FLAT TYRES



19" RESURFACED LIGHT ALLOY WHEELS WITH 5 DOUBLE-SPOKES AND PURPLE ACCENTS, 235/45R19 RUN FLAT TYRES


## INTERIOR COLOURS



## STYLE PACKS INTERIORS



## INTERIOR TRIM



## DISCLAIMERS

INFINITI Europe, Division of Nissan International SA, CH-550-1047524-0, Z.A. La Pièce – Bât. B2, Route de l'Etraz, 1180 Rolle, Switzerland

This brochure is intended for general descriptive and informational purposes only. It is subject to change and does not constitute an offer, representation or warranty (express or implied) by INFINITI Europe. Before relying on this brochure to make a purchase decision, interested parties should directly contact the INFINITI Centre to confirm the accuracy of any information given herein and how it relates to a specific vehicle. INFINITI Europe reserves the right to make changes, at any time, without prior notice, in prices, colours, materials, equipment, specifications and models and to discontinue models or equipment. Due to continuous product development and other pre- and post-production factors, the actual vehicle, materials and specifications may vary from this brochure. Some vehicles are shown with optional equipment. See the actual vehicle for complete accuracy. Availability and delivery times for particular models or equipment may vary. Specifications, options and accessories may differ in other countries. For additional information on availability, options or accessories, contact your INFINITI Centre.

INFINITI has taken care to ensure that the colour swatches presented here are the closest possible representations of actual vehicle colours. Swatches may vary slightly due to the printing process and whether viewed in daylight, fluorescent or incandescent light. Please see the actual colours at your local INFINITI Centre.

**1** Available on selected models and/or at extra cost. **2** Around View Monitor and Moving Object Detection cannot completely eliminate blind spots and may not detect every object. Moving Object Detection operates at vehicle speeds below 5mph (8km/h). Always check surroundings and turn to look behind you before moving vehicle. **3** Only available in combination with INFINITI InTouch navigation system. Some InTouch services require subscriptions and compatible device. For more information about InTouch, visit the INFINITI website. **4** Predictive Forward Collision Warning and Forward Collision Stop are intended to warn you before a collision occurs; they cannot prevent a collision and are not a replacement for responsible driving. They may not provide warning or braking in certain conditions. Speed and other limitations apply. Never rely solely on any driver aids. **5** Blind Spot Warning is not a substitute for the driver following proper lane change procedures. The system will not prevent contact with other vehicles or accidents. It may not detect every vehicle or object around you. **6** Lane Departure Warning operates only when the lane markings are clearly visible. May not detect the lane markers in certain road, weather or driving conditions. It cannot prevent accidents or loss of control. Speed and other limitations apply. See Owner's Manual for details. It is the driver's responsibility to be in control of the vehicle at all times. **7** Intelligent Cruise Control is not a collision avoidance system or warning device. Designed to use limited braking. Failure to apply the brakes could result in an accident. **8** Air bags are only a supplemental restraint system; always wear your seat belt. Even with the occupant-classification sensor, rear-facing child restraints should not be placed in the front-passenger's seat. All children 12 and under should ride in the rear seat properly secured in child restraints, booster seats, or seat belts according to their size. Air bags will only inflate in certain accidents; see your Owner's Manual for more details.

For further details on all features, visit the INFINITI website or see Owner's Manual. GIVE PRIORITY TO SAFETY.

Bluetooth word mark and logos are owned by Bluetooth SIG, Inc., and any use of such marks by INFINITI is under license. BOSE is a registered trademark of the BOSE Corporation.

For EU/Belgium: Environmental information (RD 19/03/04): 3,6 – 8,7 l/100 km, CO<sub>2</sub> emissions 102 – 156 g/km.  
For Switzerland: 103 – 156 g CO<sub>2</sub>/km (The average CO<sub>2</sub> emissions of all registered new cars in 2017 amount to 134 g/km.) 3,6 – 8,7 l/100 km.

Fuel economy figures are obtained from laboratory testing and are intended for comparisons between vehicles and may not reflect real driving results. Optional equipment, maintenance, driving behaviour, road and weather conditions may affect the official results.

# DESIGN PACKS

Design Packs add the final touch of inspiration to complete the look of your INFINITI Q30.

**THE INTERIOR DESIGN PACK** adds thoughtful and comforting refinements inside your INFINITI Q30. Floor mats that match the cabin are the perfect complement. Every time you open the door, illuminated entry guards warmly welcome you with their glow. And the reversible trunk liner protects the trunk in attractive style.



① **ILLUMINATED ENTRY GUARDS** Designed to protect the entrance. Also provide illumination when opening the door.



② **REVERSIBLE TRUNKLINER** One side is cloth. The other has a washable, non-slip texture to help secure objects in the trunk.



③ **PREMIUM TEXTILE MATS** Protect your carpet while adding to the interior's style and feel.

**THE EXTERIOR DESIGN PACK** brings athletic inspiration to the outside of the vehicle. Carbon-look side sills and mirror caps further define and enhance the sporty profile of INFINITI Q30. The chrome trunk finisher complements the purple or red front bumper finisher. Together, they complete the singular look of your INFINITI Q30.



① **BUMPER FINISHER** Adds to the vehicle's street presence and amplifies its athletic attitude. In red or purple.



② **CARBON LOOK SIDE SILLS** Boost the vehicle's sporty look by drawing attention to its powerful stance.



③ **CHROME TRUNK FINISHER** Enhances the vehicle's elegantly sculpted rear profile.



④ **CARBON LOOK MIRROR CAPS** Further enhance and define the athletic presence of the vehicle.



#INFINITIF1


# RENAULT SPORT FORMULA ONE™ TEAM

INFINITI is proud to be technical partner  
of the Renault Sport Formula One™ team.

INFINITI is technical partner of the Renault Sport Formula One™  
Team for the co-development of the Power Unit's Energy Recovery  
System, which recovers and deploys electric energy to boost the  
internal combustion engine.

The INFINITI Engineering Academy is a global search and training  
programme for the most talented students in engineering to be placed  
at INFINITI Technical Centre and Renault Sport Formula One™ Team  
facilities.



 | **RENAULT SPORT**  
INFINITI FORMULA ONE™ TEAM  
TECHNICAL PARTNER

# DRIVEN BY DESIRE

Design doesn't answer to logic, it answers to the heart. It begins with the artist drawing a simple line, curve or shape and loving something in it that must be fully expressed. To INFINITI, design is more than a passion, it is part of our business DNA.



WHEN A BRAND IS LED BY DESIGN, that becomes the brand's way of communicating. Every vehicle gives voice to that language through the harmony of striking lines, liquid curves and muscular stance. Proprietary elements, including the double arch grille and crescent cut, distinctly express the INFINITI design-led approach to product development and business vision. Fuelled by the power of design, an INFINITI concept car is a glimpse into tomorrow as it develops from being a sketch on the artist's table to taking its rightful place on the road.

---

# UNDENIABLE PRESENCE. UNFORGETTABLE EXPERIENCE

---

The INFINITI vehicle range defies convention and redefines the premium segment through empowering technologies and expressive design.

ESTABLISHED IN 1989, INFINITI has now grown to include saloons, coupés, convertibles, crossovers and SUVs in its line-up and spans 50 countries worldwide. INFINITI is unique and distinctive - not trying to be all things to all people, but everything to some people. At the heart of the INFINITI brand is a history of human attentiveness where the belief that the total ownership experience is much more important than just the car itself, coupled with a commitment to delivering a more empowering, more assured and more exhilarating driving and ownership experience.

INFINITI HAS COME to be recognised as a brand that delivers expressive and striking car design. A distinctive design crafted by human hand and delivered with a powerful and daring presence on the road. This, combined with an obsessive attention to detail and precision engineering, all contribute to the feeling that to drive an INFINITI is something special.



# FEATURES

	Q30	Q30 Premium	Q30 Premium Tech	Q30 Sport
<b>PERFORMANCE</b>				
Stop Start system	■	■	■	■
Diesel Particulate Filter (DPF) (diesel engines only)	■	■	■	■
Eco mode switch (DCT only)	■	■	■	■
Speed sensitive power steering assistance	■	■	■	■
Sport brakes (2.0t and 2.2d engine only)	-	-	-	■
Sport suspension (2.0t and 2.2d engine only)	-	-	-	■
<b>SAFETY AND SECURITY</b>				
Rear parking sensors	-	■	-	■
Lane Departure Warning (LDW)	-	■	■	■
Ultrasonic alarm system	-	■	■	■
4-wheel Anti-lock Braking System (ABS), Electronic Brake force Distribution (EBD), Traction Control System (TCS) and Vehicle Dynamic Control (VDC)	■	■	■	■
Forward collision warning and stop	■	■	■	■
Tyre Pressure Monitoring System (TPMS) - warning	■	■	■	■
Hill start assist	■	■	■	■
Adaptive brake assist	■	■	■	■
Electronic parking brake	■	■	■	■
Immobilizer	■	■	■	■
Central locking	■	■	■	■
7 airbags (front driver and passenger, front hip-thorax side, front-to-rear curtain, driver's knee)	■	■	■	■
Rain sensing wipers	-	■	■	■
Auto-dimming rear-view mirror	-	■	■	■
Auto-dimming driver's door mirror	-	■	■	■
Heated windscreen washer jets	■	■	■	■
LED daytime running light	■	■	■	■
Cruise control	-	■	■	■
Speed limiter	-	■	■	■
<b>WHEELS</b>				
17" steel wheels with 215/60R17 tyres and wheel covers	■	-	-	-
17" resurfaced light alloy wheels, 215/60R17 tyres (1.5d and 1.6t engines only)	□	-	-	-
18" light alloy wheels with 5 double-spokes, 235/50R18 tyres	□	■	■	-
18" resurfaced light alloy wheels with 5 double-spokes, 235/50R18 tyres	-	□	□	-
19" light alloy wheels with 5 double-spokes, 235/45R19 run flat tyres	-	□	□	■
<b>EXTERIOR</b>				
Solid paint	■	■	■	■
Metallic paint	□	□	□	□
Satin chrome roof rails	-	□	□	□
Privacy glass for rear windows and tailgate	-	□	□	□
Black lacquer side sills	■	■	■	-
Body coloured side sills	-	-	-	■
Front grille sport design	-	-	-	■
Black lacquer fog-lamp finishers	-	■	■	■
Black lacquer wheel arch mouldings	■	■	■	■
Black lacquer roof-side spoiler	■	■	■	■
Satin chrome window trim	■	■	■	■
Front bumper sport design	-	-	-	■

## EXTERIOR (continues)

	Q30	Q30 Premium	Q30 Premium Tech	Q30 Sport
Rear bumper sport design diffuser	-	-	-	■
Halogen headlights	■	■	-	-
Adaptive Front-lighting System (AFS)	-	-	■	■
Smart beam (auto high/low beam)	-	-	■	■
LED auto-level headlights	-	-	■	■
LED front fog lamps	-	■	■	■
LED rear combination lights	■	■	■	■
Automatic headlight activation	■	■	■	■
Dual rectangular dark chrome exhaust finishers	-	-	-	■
Dual rectangular chrome exhaust finishers	-	■	■	-
Body colour door mirrors with LED turning signal <sup>1</sup>	■	■	■	-
Black door mirrors with LED turning signal <sup>1</sup>	-	-	-	■
Heated and electrically adjustable exterior mirrors with power folding	-	■	■	■
Heated and electrically adjustable exterior mirrors with manual folding	■	-	-	-
Puddle lamps on door mirrors	■	■	■	■
Chrome overlay on the exterior door handles	-	-	■	-

## TECHNOLOGY-ON-BOARD

Touch screen infotainment system (LCD VGA 7")	■	■	■	■
Voice recognition system	■	■	■	■
Bluetooth® audio streaming with phone book functionality	■	■	■	■
I-key (keyless entry system and engine start button)	-	-	■	-
INFINITI drive mode selector (DCT only)	■	■	■	■
Rear view camera with front and rear parking sensors with display	-	-	■	-
INFINITI InTouch navigation system	-	□	□	□
- INFINITI InTouch	-	-	-	-
- DAB digital radio	-	-	-	-
- Traffic sign recognition	-	-	-	-
Safety pack (for DCT transmission) <sup>2</sup>	-	-	□	-
- Blind Spot Warning (BSW)	-	-	-	-
- Automatic park assistance with Around View Monitor (AVM) and Moving Object Detection (MOD)	-	-	-	-
- Intelligent Cruise Control (ICC)	-	-	-	-
Safety pack (for manual transmission) <sup>2</sup>	-	-	□	-
- Blind Spot Warning (BSW)	-	-	-	-
- Automatic park assistance with Around View Monitor (AVM) and Moving Object Detection (MOD)	-	-	-	-
Tech pack <sup>2</sup>	-	□	-	-
- Automatic park assistance with Around View Monitor (AVM) and Moving Object Detection (MOD)	-	-	-	-
- Rear view camera with front and rear parking sensors with display	-	-	-	-
- I-key (keyless entry system and engine start button)	-	-	-	-
- Chrome overlay on the exterior door handles	-	-	-	-

<sup>1</sup> Not available in combination with Style Packs

<sup>2</sup> Only available in combination with INFINITI InTouch navigation system

■ Standard (no additional cost)

□ Optional (at a cost)

- Not available

	Q30	Q30 Premium	Q30 Premium Tech	Q30 Sport
<b>COMFORT</b>				
Glass roof with electric sunshade	□	□	□	□
Attraction light	-	-	■	-
Single zone manual air conditioning	■	-	-	-
Automatic air conditioning with dual zone climate control and rear vent centre console	-	■	■	■
Front and rear, one touch up and down electric window	■	■	■	■
Front passenger footwell net	■	■	■	■
Front centre armrest	■	■	■	■
<b>AUDIO</b>				
BOSE® Premium audio system	-	□	□	□
AM/FM audio system with single CD player	■	■	■	■
6 speaker sound system	■	■	■	■
2 USB ports with smart phone and iPod connectivity	■	■	■	■
Active Noise Cancellation (ANC) for 2.2d engine	■	■	■	■
<b>INTERIOR</b>				
Black Lacquer interior trim	■	■	■	■
Leatherette dashboard finisher	■	■	■	■
Multifunction steering wheel	■	■	■	-
Multifunction steering wheel with flat bottom	-	-	-	■
Leather steering wheel and gear shift lever	■	■	■	■
Manual reach and rake adjustment for steering column	■	■	■	■
Aluminium kicking plates	-	-	■	-
Aluminium pedals	-	-	-	■
<b>SEATS</b>				
Cloth seat facings	■	■	-	-
Nappa leather seat facings	-	-	■	-
Part suede part leatherette seat facings	-	-	-	■
Front seats with sport design and integrated headrest	-	-	-	■
Power front seats adjustment with memory	-	-	■	-
Key with driver seat position memory	-	-	■	-
Driver's power lumbar support	-	■	■	■
Heated front seats	-	■	■	■
Height adjustment on driver's seat	■	■	■	■
Rear centre armrest with cup holder	-	-	■	-
ISOFIX seat mounting points in the rear seats	■	■	■	■
40/60 split-folding rear seats	■	■	■	■
Ski hatch	-	-	■	-
<b>TRUNK AREA</b>				
Tyre repair kit	■	■	■	-

VARIANT/ENGINE AVAILABILITY	1.5d MT	1.5d DCT	2.2d DCT	2.2d DCT AWD	1.6t MT	1.6t DCT	2.0t DCT AWD
Q30	√		√		√		
Q30 Premium	√	√	√	√	√	√	
Q30 Premium Tech	√		√	√	√	√	
Q30 Sport	√		√	√		√	√

## STYLE PACKS

City Black (on Premium) – includes:

- INFINITI InTouch navigation system
- DAB digital radio
- Traffic sign recognition
- LED auto-level headlights
- Adaptive Front-lighting System (AFS)
- Smart beam (auto high/low beam)
- Satin silver door mirrors with LED turning signal
- Privacy glass for rear windows and tailgate
- Part suede part leatherette seat facings with purple stitching
- Aluminium kicking plates
- Attraction Light
- Purple insert on key fob

**Requires selection of one of the following wheels:**

- 18" resurfaced light alloy wheels with 5 double-spokes and purple accents, 235/50R18 tyres
- 18" resurfaced light alloy wheels with 5 double-spokes, 235/50R18 tyres
- 19" light alloy wheels with 5 double-spokes, 235/45R19 run flat tyres

City Black (on Sport) – includes:

- 19" resurfaced light alloy wheels with 5 double-spokes and purple accents, 235/45R19 run flat tyres
- INFINITI InTouch navigation system
- DAB digital radio
- Traffic sign recognition
- Tech pack
  - Automatic park assistance with Around View Monitor (AVM) and Moving Object Detection (MOD)
  - Rear-view camera with front and rear parking sensors with display
  - I-key (keyless entry system and engine start button)
  - Chrome overlay on the exterior door handles
- Satin silver door mirrors with LED turning signal
- Privacy glass for rear windows and tailgate
- Part suede part leatherette seat facings with purple stitching
- Aluminium kicking plates
- Attraction Light
- Purple insert on key fob

Café Teak – includes:

- Chocolate Nappa leather seats with graphite inserts and black stitching
- Satin silver door mirrors with LED turning signal
- Privacy glass for rear windows and tailgate
- Aluminium kicking plates

**Requires selection of one of the following wheels:**

- 18" resurfaced light alloy wheels with 5 double-spokes, 235/50R18 tyres
- 19" light alloy wheels with 5 double-spokes, 235/45R19 run flat tyres

Gallery White – includes:

- Metallic paint
- White Nappa leather seats with graphite inserts and red stitching
- Nappa leather dashboard finisher
- Satin silver door mirrors with LED turning signal
- Privacy glass for rear windows and tailgate
- Red insert on key fob

**Requires selection of one of the following wheels:**

- 18" resurfaced light alloy wheels with 5 double-spokes and red accents, 235/50R18 tyres
- 18" resurfaced light alloy wheels with 5 double-spokes, 235/50R18 tyres
- 19" light alloy wheels with 5 double-spokes, 235/45R19 run flat tyres

	Q30	Q30 Premium	Q30 Premium Tech	Q30 Sport
--	-----	-------------	------------------	-----------

City Black (on Premium) – includes:

- INFINITI InTouch navigation system
- DAB digital radio
- Traffic sign recognition
- LED auto-level headlights
- Adaptive Front-lighting System (AFS)
- Smart beam (auto high/low beam)
- Satin silver door mirrors with LED turning signal
- Privacy glass for rear windows and tailgate
- Part suede part leatherette seat facings with purple stitching
- Aluminium kicking plates
- Attraction Light
- Purple insert on key fob

**Requires selection of one of the following wheels:**

- 18" resurfaced light alloy wheels with 5 double-spokes and purple accents, 235/50R18 tyres
- 18" resurfaced light alloy wheels with 5 double-spokes, 235/50R18 tyres
- 19" light alloy wheels with 5 double-spokes, 235/45R19 run flat tyres

City Black (on Sport) – includes:

- 19" resurfaced light alloy wheels with 5 double-spokes and purple accents, 235/45R19 run flat tyres
- INFINITI InTouch navigation system
- DAB digital radio
- Traffic sign recognition
- Tech pack
  - Automatic park assistance with Around View Monitor (AVM) and Moving Object Detection (MOD)
  - Rear-view camera with front and rear parking sensors with display
  - I-key (keyless entry system and engine start button)
  - Chrome overlay on the exterior door handles
- Satin silver door mirrors with LED turning signal
- Privacy glass for rear windows and tailgate
- Part suede part leatherette seat facings with purple stitching
- Aluminium kicking plates
- Attraction Light
- Purple insert on key fob

Café Teak – includes:

- Chocolate Nappa leather seats with graphite inserts and black stitching
- Satin silver door mirrors with LED turning signal
- Privacy glass for rear windows and tailgate
- Aluminium kicking plates

**Requires selection of one of the following wheels:**

- 18" resurfaced light alloy wheels with 5 double-spokes, 235/50R18 tyres
- 19" light alloy wheels with 5 double-spokes, 235/45R19 run flat tyres

Gallery White – includes:

- Metallic paint
- White Nappa leather seats with graphite inserts and red stitching
- Nappa leather dashboard finisher
- Satin silver door mirrors with LED turning signal
- Privacy glass for rear windows and tailgate
- Red insert on key fob

**Requires selection of one of the following wheels:**

- 18" resurfaced light alloy wheels with 5 double-spokes and red accents, 235/50R18 tyres
- 18" resurfaced light alloy wheels with 5 double-spokes, 235/50R18 tyres
- 19" light alloy wheels with 5 double-spokes, 235/45R19 run flat tyres

- Standard (no additional cost)
- Optional (at a cost)
- Not available

# TECHNICAL SPECIFICATIONS

	Q30 1.5d MT	Q30 1.5d DCT	Q30 2.2d DCT	Q30 2.2d DCT AWD
<b>ENGINE</b>				
Fuel Type	Diesel	Diesel	Diesel	Diesel
Cylinders	4	4	4	4
Displacement	1,461 cc	1,461 cc	2,143 cc	2,143 cc
Valvetrain	OHC	OHC	DOHC	DOHC
Intake System	Common Rail Direct Injection (CDI)	Common Rail Direct Injection (CDI)	Common Rail Direct Injection (CDI)	Common Rail Direct Injection (CDI)
Exhaust System	Single	Single	Dual	Dual
Power	80 kW (109 PS) at 4,000 rpm	80 kW (109 PS) at 4,000 rpm	125 kW (170 PS) at 3,400–4,000 rpm	125 kW (170 PS) at 3,400–4,000 rpm
Torque	260 Nm at 1,750–2,500 rpm	260 Nm at 1,750–2,500 rpm	350 Nm at 1,400–3,400 rpm	350 Nm at 1,400–3,400 rpm
Transmission	6-speed manual transmission	7-speed dual clutch transmission (DCT)	7-speed dual clutch transmission (DCT)	7-speed dual clutch transmission (DCT)
Driven Wheels	Front-Wheel Drive (FWD)	Front-Wheel Drive (FWD)	Front-Wheel Drive (FWD)	All-Wheel Drive (AWD)
<b>PERFORMANCE</b>				
Top Speed	190 km/h	190 km/h	220 km/h	215 km/h
0–100 km/h	12.0 s	11.9 s	8.3 s	8.5 s
Estimated Fuel Consumption <sup>1</sup>				
17" wheels	Urban	4.5 l/100 km	–	5.1 l/100 km
	Extra-urban	3.6 l/100 km	–	3.8 l/100 km
	Combined	3.9 l/100 km	–	4.2 l/100 km
	Petrol equivalent combined <sup>2</sup>	4.4 l/100 km	–	4.7 l/100 km
	CO <sub>2</sub> emissions <sup>1</sup>	103 g/km	–	109 g/km
18" wheels	Urban	4.7 l/100 km	4.7 l/100 km	5.3 l/100 km
	Extra-urban	3.8 l/100 km	4.0 l/100 km	3.9 l/100 km
	Combined	4.1 l/100 km	4.3 l/100 km	4.4 l/100 km
	Petrol equivalent combined <sup>2</sup>	4.6 l/100 km	4.9 l/100 km	5.0 l/100 km
	CO <sub>2</sub> emissions <sup>1</sup>	108 g/km	111 g/km	115 g/km
19" wheels	Urban	4.8 l/100 km	4.8 l/100 km	5.3 l/100 km
	Extra-urban	3.8 l/100 km	4.0 l/100 km	4.0 l/100 km
	Combined	4.2 l/100 km	4.3 l/100 km	4.4 l/100 km
	Petrol equivalent combined <sup>2</sup>	4.7 l/100 km	4.9 l/100 km	5.0 l/100 km
	CO <sub>2</sub> emissions <sup>1</sup>	109 g/km	113 g/km	116 g/km
<b>HANDLING</b>				
Steering				
Type	Dual pinion electronically assisted	Dual pinion electronically assisted	Dual pinion electronically assisted	Dual pinion electronically assisted
Turning diameter	11.4 m	11.4 m	11.4 m	11.4 m
Suspension				
Front	MacPherson strut with lower balljoint	MacPherson strut with lower balljoint	MacPherson strut with lower balljoint	MacPherson strut with lower balljoint
Rear	Multi-link	Multi-link	Multi-link	Multi-link
Brakes				
Front	Brembo, single piston floating caliper, ventilated disc, 295 mm	Brembo, single piston floating caliper, ventilated disc, 295 mm	Brembo, single piston floating caliper, ventilated disc, 320 mm	Brembo, single piston floating caliper, ventilated disc, 320 mm
Rear	Brembo, single piston floating caliper, solid disc, 295 mm	Brembo, single piston floating caliper, solid disc, 295 mm	Brembo, single piston floating caliper, solid disc, 295 mm	Brembo, single piston floating caliper, solid disc, 295 mm
<b>CAPACITIES AND WEIGHTS</b>				
Kerb weight <sup>3</sup>	Q30 1,434 kg / Q30 Premium 1,464 kg Q30 Premium Tech 1,486 kg / Q30 Sport 1,472 kg	Q30 Premium 1,497 kg	Q30 1,522 kg / Q30 Premium 1,549 kg Q30 Premium Tech 1,573 kg / Q30 Sport 1,560 kg	Q30 Premium 1,598 kg Q30 Premium Tech 1,622 kg / Q30 Sport 1,609 kg
Gross Vehicle Weight (GVW)	1,960 kg	1,960 kg	2,020 kg	2,075 kg
Max trailer weight unbraked/braked	720 kg / 1,200 kg	735 kg / 1,200 kg	750 kg / 1,500 kg	750 kg / 1,800 kg
Luggage volume	430 litres	430 litres	430 litres	430 litres
Fuel capacity	50 litres	50 litres	50 litres	56 litres
<b>EXTERIOR</b>				
Coefficient of drag	Q30 0.30 / Q30 Premium 0.31 Q30 Premium Tech 0.31 / Q30 Sport 0.32	Q30 Premium 0.31	Q30 0.30 / Q30 Premium 0.31 Q30 Premium Tech 0.31 / Q30 Sport 0.31	Q30 Premium 0.32 Q30 Premium Tech 0.32 / Q30 Sport 0.31

<sup>1</sup> Results based on EU regulated laboratory testing, and may not represent real-life driving results (which vary depending on driving behaviour, conditions and other factors).

<sup>2</sup> For Switzerland: for passenger cars that run with anything other than petrol, e.g. diesel, it is necessary to indicate how much the fuel consumption per 100 km would be if the car ran with petrol (petrol equivalent).

<sup>3</sup> Figures quoted according to Directive 92/21/EC, version 95/48/EC (kerb weight with 90% fuel tank filling, 68 kg for the driver and 7 kg for luggage) for standard-specification vehicles. Optional equipment and accessories may increase this figure.

# TECHNICAL SPECIFICATIONS

	Q30 1.6t MT	Q30 1.6t DCT	Q30 2.0t DCT AWD
<b>ENGINE</b>			
Fuel Type	Petrol	Petrol	Petrol
Cylinders	4	4	4
Displacement	1,595 cc	1,595 cc	1,991 cc
Valvetrain	DOHC	DOHC	DOHC
Intake System	Direct Injection Gasoline (DIG)	Direct Injection Gasoline (DIG)	Direct Injection Gasoline (DIG)
Exhaust System	Single	Single	Dual
Power	90 kW (122 PS) at 5,000 rpm	115 kW (156 PS) at 5,300 rpm	155 kW (211 PS) at 5,500 rpm
Torque	200 Nm at 1,250–4,000 rpm	250 Nm at 1,250–4,000 rpm	350 Nm at 1,200–4,000 rpm
Transmission	6-speed manual transmission	7-speed dual clutch transmission (DCT)	7-speed dual clutch transmission (DCT)
Driven Wheels	Front-Wheel Drive (FWD)	Front-Wheel Drive (FWD)	All-Wheel Drive (AWD)
<b>PERFORMANCE</b>			
Top Speed	200 km/h	215 km/h	230 km/h
0–100 km/h	9.4 s	8.9 s	7.3 s
Estimated Fuel Consumption <sup>1</sup>			
17" wheels	Urban	7.8 l/100 km	-
	Extra-urban	4.6 l/100 km	-
	Combined	5.7 l/100 km	-
	CO <sub>2</sub> emissions <sup>1</sup>	133 g/km	-
18" wheels	Urban	7.9 l/100 km	7.5 l/100 km
	Extra-urban	4.9 l/100 km	4.9 l/100 km
	Combined	6.0 l/100 km	5.8 l/100 km
	CO <sub>2</sub> emissions <sup>1</sup>	138 g/km	134 g/km
19" wheels	Urban	8.0 l/100 km	7.5 l/100 km
	Extra-urban	4.9 l/100 km	5.1 l/100 km
	Combined	6.0 l/100 km	5.9 l/100 km
	CO <sub>2</sub> emissions <sup>1</sup>	140 g/km	136 g/km
<b>HANDLING</b>			
Steering			
Type	Dual pinion electronically assisted	Dual pinion electronically assisted	Dual pinion electronically assisted
Turning diameter	11.4 m	11.4 m	11.4 m
Suspension			
Front	MacPherson strut with lower balljoint	MacPherson strut with lower balljoint	MacPherson strut with lower balljoint
Rear	Multi-link	Multi-link	Multi-link
Brakes			
Front	Brembo, single piston floating caliper, ventilated disc, 295 mm	Brembo, single piston floating caliper, ventilated disc, 295 mm	Brembo, single piston floating caliper, ventilated disc, 320 mm
Rear	Brembo, single piston floating caliper, solid disc, 295 mm	Brembo, single piston floating caliper, solid disc, 295 mm	Brembo, single piston floating caliper, ventilated disc, 295 mm
<b>CAPACITIES AND WEIGHTS</b>			
Kerb weight <sup>2</sup>	Q30 1,407 kg / Q30 Premium 1,436 kg Q30 Premium Tech 1,458 kg	Q30 Premium 1,470 kg Q30 Premium Tech 1,491 kg / Q30 Sport 1,477 kg	Q30 Sport 1,545 kg
Gross Vehicle Weight (GVW)	1,920 kg	1,960 kg	1,990 kg
Max trailer weight unbraked/braked	700 kg / 1,200 kg	735 kg / 1,200 kg	750 kg / 1,800 kg
Luggage volume	430 litres	430 litres	430 litres
Fuel capacity	50 litres	50 litres	56 litres
<b>EXTERIOR</b>			
Coefficient of drag	Q30 0.29 / Q30 Premium 0.30 Q30 Premium Tech 0.30	Q30 Premium 0.31 / Q30 Premium Tech 0.31 Q30 Sport 0.32	Q30 Sport 0.32

<sup>1</sup> Results based on EU regulated laboratory testing, and may not represent real-life driving results (which vary depending on driving behaviour, conditions and other factors).

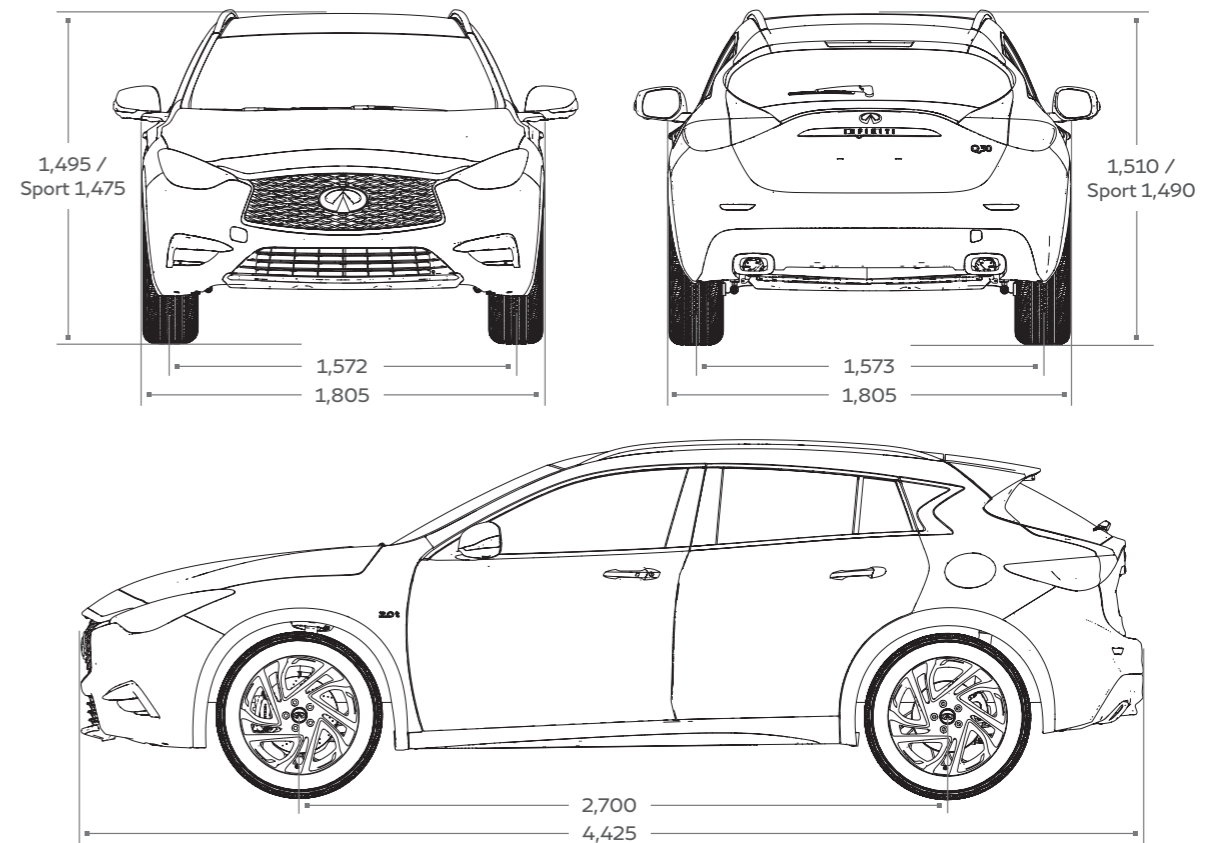
<sup>2</sup> Figures quoted according to Directive 92/21/EC, version 95/48/EC (kerb weight with 90% fuel tank filling, 68 kg for the driver and 7 kg for luggage) for standard-specification vehicles. Optional equipment and accessories may increase this figure.

# COLOURS & TRIMS

			Q30 / Q30 Premium	Q30 Premium City Black	Q30 Premium Tech	
UPHOLSTERY			Cloth	Suede and leatherette	Leather	
Interior colours (code)			Graphite (G)	Graphite (G)	Graphite (G)	Wheat (P)
EXTERIOR COLOURS	Code	Type				
Black Obsidian	KH3	Solid	■	■	■	■
Moonlight White	QAB	Metallic	□	□	□	□
Blade Silver	KYO		□	□	□	□
Graphite Shadow	KAD		□	□	□	□
Malbec Black	GAC		□	□	□	□
Magnetic Red	NAJ		□	–	□	□
Chestnut Bronze	CAN		□	–	□	□
Ink Blue	RBN		□	□	□	□
Liquid Copper	NAX		□	–	□	□
ROOF TRIM						
Pebble cloth			■	■	–	–
Graphite cloth			–	–	–	–
Graphite suede			–	–	■	■
INTERIOR TRIM						
Black lacquer			■	■	■	■

			Q30 Premium Tech Gallery White	Q30 Premium Tech Café Teak	Q30 Sport	Q30 Sport City Black
UPHOLSTERY			Leather	Suede and leatherette	Suede and leatherette	Suede and leatherette
Interior colours (code)			Pure white (G)	Chocolate Brown (G)	Graphite (G)	Graphite (G)
EXTERIOR COLOURS	Code	Type				
Black Obsidian	KH3	Solid	–	■	■	■
Moonlight White	QAB	Metallic	■	–	□	□
Blade Silver	KYO		–	–	□	□
Graphite Shadow	KAD		–	□	□	□
Malbec Black	GAC		■	–	□	□
Magnetic Red	NAJ		■	–	□	–
Chestnut Bronze	CAN		–	□	□	–
Ink Blue	RBN		–	–	□	□
Liquid Copper	NAX		■	□	□	–
ROOF TRIM						
Pebble Cloth			–	–	–	–
Graphite cloth			–	–	■	■
Graphite suede			■	■	–	–
INTERIOR TRIM						
Black lacquer			■	■	■	■

- Standard (no additional cost)
- Optional (at a cost)
- Not available



All dimensions are indicated in mm.

INFINITI Europe, Division of Nissan International SA, CH-550-1047524-0, Z.A. La Pièce – Bât. B2, Route de l'Etraz, 1180 Rolle, Switzerland

This brochure is intended for general descriptive and informational purposes only. It is subject to change and does not constitute an offer, representation or warranty (express or implied) by INFINITI Europe. Before relying on this brochure to make a purchase decision, interested parties should directly contact the INFINITI Centre to confirm the accuracy of any information given herein and how it relates to a specific vehicle. INFINITI Europe reserves the right to make changes, at any time, without prior notice, in prices, colours, materials, equipment, specifications and models and to discontinue models or equipment. Due to continuous product development and other pre- and post-production factors, the actual vehicle, materials and specifications may vary from this brochure. Some vehicles are shown with optional equipment. See the actual vehicle for complete accuracy. Availability and delivery times for particular models or equipment may vary. Specifications, options and accessories may differ in other countries. For additional information on availability, options or accessories, contact your INFINITI Centre.

Bluetooth word mark and logos are owned by Bluetooth SIG, Inc., and any use of such marks by INFINITI is under license. BOSE is a registered trademark of the BOSE Corporation.

For EU/Belgium: Environmental information (RD 19/03/04): 3.6 - 8.7 l/100 km, CO<sub>2</sub> emissions 102 - 156 g/km.  
For Switzerland: 103 - 156 g CO<sub>2</sub>/km (The average CO<sub>2</sub> emissions of all registered new cars in 2017 amount to 134 g/km. CO<sub>2</sub> is the main greenhouse gas responsible for global warming.) 3.6 - 8.7 l/100 km.

Fuel economy figures are obtained from laboratory testing and are intended for comparisons between vehicles and may not reflect real driving results. Optional equipment, maintenance, driving behaviour, road and weather conditions may affect the official results.




**INFINITI**

EMPOWER THE DRIVE

Visit us online to create your ideal INFINITI, get pricing and more.

[infiniti.eu](http://infiniti.eu)

CONNECT Join our community, and get the latest on INFINITI.

 [Facebook.com/InfinitiEurope](https://www.facebook.com/InfinitiEurope)

 [Instagram.com/InfinitiEurope](https://www.instagram.com/InfinitiEurope)

 [Twitter.com/InfinitiEurope](https://www.twitter.com/InfinitiEurope)