

# THE NEW RX







# THE NEW RX

Introduction	04 - 07
Design	08 - 11
Interior Luxury	12 - 15
Driving Dynamics	16 - 17
Advanced Technology	18 - 19
Innovative Safety	20 - 21
Lexus Quality	22 - 23
The Power of h	24 - 25
Range	26 - 27
Petrol turbo	28 - 29
Full Hybrid	30 - 31
F SPORT	32 - 35
Technology & Specifications	36 - 71



---

"WITH THE ALL-NEW LEXUS RX WE'VE PUSHED THE LIMITS OF BOLD AND ICONIC DESIGN, WHILE BUILDING ON THE PIONEERING VALUES OF PREVIOUS RX GENERATIONS."

---

Takayuki Katsuda, RX Chief Engineer

# AMAZING IN MOTION

Welcome to Lexus, and to the latest Lexus RX - a remarkable new luxury SUV that fuses bold design with peerless refinement and pioneering technology. Developing the new RX required breakthroughs in many areas. For instance, while our designers worked around the clock to sculpt the most stunning Lexus SUV ever built, Lexus master drivers refined the RX's suspension set-up on the Nürburgring. Meanwhile, our technicians developed a new painting process to highlight the vehicles's ultra-sharp lines. These examples - and many more in this brochure - set out to show that, at Lexus, we don't stop until we create amazing.









# SHARPENED SOPHISTICATION

Always groundbreaking, always ahead, in 1998 Lexus launched the RX, the first ever SUV to offer the refinement of a luxury sedan. In 2004, disrupting mainstream thinking again, we introduced the world's first luxury hybrid - the pioneering RX 400h SUV. Demonstrating our dedication to creating amazing, the all-new RX is the sharpest Lexus ever to leave our design studios, featuring an unrivalled level of sophisticated luxury as standard. Fitted with a colour Head-Up Display and large central 12.3-inch Lexus Premium Navigation, you can choose between RX 450h or RX 200t, both available as F SPORT models.





# SEDUCTIVE STRENGTH

**TAKING LEXUS DESIGN TO THE NEXT LEVEL, THE ALL-NEW RX LUXURY SUV FUSES ELEGANCE WITH SOPHISTICATION.**

The fourth-generation RX pictured here owes its super-sharp looks to the incredible efforts of the Lexus design team, who worked around the clock to create one of the most seductive SUVs ever built. Determined to sculpt a vehicle that raises heartbeats, and thrills owners every day, they continuously refined and improved the design right up to the final production deadline. The result is an unmistakably luxurious SUV - featuring a bold 'spindle grille' and intriguing 'floating roof' - with futuristic LED headlights and sequential indicators enhancing the aura of this amazing new Lexus.













**THE NEW RX** INTERIOR LUXURY

# AVANT-GARDE SURROUNDINGS

**EXPERIENCE A POWERFUL SYNTHESIS OF  
SEDUCTIVE INTERIOR DESIGN, INNOVATIVE  
TECHNOLOGY AND LEXUS CRAFTSMANSHIP.**

Owning the new RX is a very special experience. For instance, as you approach, all four door handles will gently illuminate to create a unique Japanese 'Omotenashi' welcome. Once seated, sense how the flowing lines of the cabin embrace you, with all interfaces positioned perfectly for easy operation. Then admire the centre console - here the wooden trim is laser etched by skilled craftspeople, creating an intriguing lined pattern, before being hand polished to create a beautiful sheen. Rear passengers have ample leg- and headroom as they relax in sumptuous leather seats (that power-fold and recline) while enjoying the exclusive pleasure of 15-speaker Mark Levinson® audio.





**THE NEW RX**

DRIVING DYNAMICS

# MASTERS OF ENGINEERING

**ENJOY DRIVING PRECISION AND WORLD-CLASS LEXUS REFINEMENT IN A BEAUTIFULLY BALANCED LUXURY SUV.**

It wasn't just in the design process where RX Chief Engineer, Takayuki Katsuda, strived for excellence: "I told my team to leave no stone unturned in making the new RX more enjoyable to drive." For instance, after wind tunnel testing to optimise aerodynamics, an aluminium bonnet and tailgate were fitted to make the vehicle lighter and more agile. Then breakthrough adhesive and laser welding technology was applied to create a stiffer chassis, thus lessening vibrations and improving steering precision. Finally, our 'master drivers' - who worked on the Lexus LFA supercar project - improved the driving position and tuned the suspension to deliver a truly amazing SUV experience.





# INTELLIGENT POINTS OF VIEW

**GET THE BIG PICTURE USING 12.3-INCH LEXUS PREMIUM NAVIGATION, COLOUR HEAD-UP DISPLAY AND PANORAMIC VIEW MONITOR.**

Today, drivers are bombarded by ever increasing volumes of data. To combat this, our designers endeavoured to simplify life in the new RX. Positioned unobtrusively in your field of vision, key information is projected via colour Head-Up Display onto the windscreen, or presented on a multi-information display between the main instruments. Audio, climate and navigation systems are accessed on the central 12.3-inch Lexus Premium Navigation using the latest Remote Touch controller. For easy parking, a near-360° Panoramic View Monitor provides a virtual 3D view of your RX, with on-screen guides to assist manoeuvring.



# RECOGNITION FOR SAFETY

**LEXUS SAFETY SYSTEM + USES MILLIMETRE-WAVE RADAR AND A CAMERA TO DETECT DANGER AHEAD.**

Lexus has always spearheaded the development of safety and driver support technologies, and tests all new models in the world's largest driving simulator. Benefitting from our lead in accident prevention research, the new RX is now fitted with the breakthrough Lexus Safety System + as standard equipment. This includes a Pre-Crash System with pedestrian detection; Advanced Lane Keeping Assist with Sway Warning function to help you stay on course; Automatic High Beam for enhanced vision at night; and Adaptive Cruise Control, which regulates your speed to that of the vehicle in front.







# TAKUMI CRAFTSMANSHIP

QUALITY  
BY LEXUS

**WITH PRODUCTION OVERSEEN  
BY TAKUMI MASTER  
CRAFTSPEOPLE, EVERY RX  
UNDERGOES A 'TYPHOON TEST'  
BEFORE DELIVERY.**



The new RX resets the benchmark for luxury SUVs, with its Laser Cut Dark Wood inserts and sumptuous leather seats - hand stitched by an elite team of seventeen Takumi craftspeople. Manufactured at our Kyushu plant in dust-free, clean room conditions, paint shop employees enter two vacuum chambers to remove particles from their special suits and hair. A water screen - nicknamed 'Niagara' - further reduces dust. In the paint shop our engineers had to adjust the spraying process in order to accentuate the super-sharp lines of the new RX design.

Then, before the final coat is applied, each foundation coat is wet sanded by hand (a time consuming process normally reserved for coach-built cars) to achieve a perfect surface. Prior to delivery, every RX undergoes a 'typhoon test' with high pressure water jets before a final 30 km test drive to check for smoothness and world-class refinement.

**THE NEW RX**

THE POWER OF h



# THE POWER OF h

FULL HYBRID  
BY LEXUS

**TWENTY YEARS OF HYBRID  
LEADERSHIP, NEARLY 1 MILLION  
CARS POWERED BY LEXUS  
HYBRID DRIVE, AND THAT'S  
JUST THE BEGINNING.**



Twenty years ago, Lexus engineers recognised the enormous potential of hybrid's seamless blend of petrol and electric power. In 2004, we launched the pioneering RX 400h, the world's first Full Hybrid luxury SUV. With all larger components engineered in house, Lexus Hybrid Drive is an ever-evolving, highly intelligent and flexible drivetrain. Accounting for the vast majority of luxury hybrids on the road, Lexus offers a wide range of hybrid models and will soon deliver the millionth car powered by Lexus Hybrid Drive.

Equipped with the latest third generation Lexus Hybrid Drive, the new RX 450h offers effortless driving and class-leading environmental performance. Capable of driving short distances in zero emissions EV (Electric Vehicle) mode, it recharges on the move, meaning no 'plugging in' concerns or low battery levels to inhibit your freedom. Together with the unique hybrid ownership experience, you'll enjoy substantial financial savings thanks to lower CO<sub>2</sub> emissions, fuel consumption and running costs - along with considerable tax advantages and high residual values.



RX 200t: stunning Deep Blue bodywork outside, turbocharged 2.0-litre petrol engine under the bonnet, delivering superior fuel economy and driving performance, characterised by crisp throttle response and instantaneous torque.

RX 450h: Full Hybrid performance with Sonic Titanium bodywork and LED headlights. All-Wheel Drive delivers smooth and seamless power to all four wheels, with Electric Vehicle mode for near silent progress. All RX models are fitted as standard with 10 airbags.



RX 450h F SPORT: pioneering Lexus Hybrid Drive power, Graphite Black bodywork, F SPORT-tuned Adaptive Variable Suspension and reactive Electric Power Steering. Bolder F SPORT 'spindle grille' outside, F SPORT seats and exclusive sports equipment on the inside.

RX 200t F SPORT: turbocharged performance with Morello Red bodywork, F SPORT-tuned suspension, bolder F SPORT 'spindle grille' and black door mirrors. Inside you'll enjoy a G-force and turbo boost gauge, and many other F SPORT features.





**THE NEW RX** PETROL TURBO

## **RX 200t**

**DISCOVER FLEXIBLE POWER AND EFFICIENCY,  
FROM A TURBOCHARGED ENGINE WITH PADDLE  
SHIFT CONTROL.**

Powered by a brand new 2.0-litre drivetrain, the RX 200t offers lively turbocharged performance, yet sips less fuel thanks to advanced D-4ST valve technology and 'Atkinson Cycle' capability. Drive Mode Select lets you tune the vehicle to suit your mood, while paddle shifts give smooth control of a 6-speed automatic transmission. The new RX 200t, which was tested in the harshest conditions (including weeks of high-altitude driving at over 50°C) and delivers 238 DIN hp and 350 Nm of torque, is available with either All-Wheel Drive or Front-Wheel Drive.

# RX 450h



## **DRIVE THE SUV BENCHMARK FOR FULL HYBRID PERFORMANCE, DELIVERING 313 DIN hp OF SOPHISTICATED POWER.**

Powered by our latest Lexus Hybrid Drive, the pioneering RX 450h intelligently combines a 3.5-litre V6 petrol engine with two electric motors, delivering seamless power to all four wheels. Thanks to the instantaneous torque of the electric motors, you can accelerate to 100 km/h in 7.7 seconds, while emitting just 120 g/km\* of CO<sub>2</sub>. Alternatively, use Electric Vehicle mode to drive in near silence, using no petrol and producing zero CO<sub>2</sub> or NO<sub>x</sub>. The RX 450h's hybrid battery never needs charging and occupies minimum room, resulting in generous luggage space.

\* For the Eco grade equipped with 18" alloy wheels.











**THE NEW RX** F SPORT



## CUTTING EDGE ENJOYMENT

**THE NEW RX F SPORT MODELS ARE DESIGNED TO THRILL, AND TUNED FOR A MORE DYNAMIC DRIVING EXPERIENCE.**

Driving the boldest RX ever, the F SPORT design 'spindle grille' and large 20-inch alloys are sure to turn heads wherever you venture. Inside, you'll enjoy an F SPORT steering wheel, aluminium pedals and highly supportive leather sports seats built using 'integrated foaming' technology. On the road, sports-tuned Adaptive Variable Suspension and an active stabiliser deliver extra responsiveness, while advanced sound engineering creates an unforgettable F SPORT experience.





# TECHNOLOGY & SPECIFICATIONS

Breakthrough Engineering	38 - 39
Advanced Safety	40 - 41
Exterior Features	42 - 45
Interior Features	46 - 47
Audio and Multimedia	48 - 49
F SPORT	50 - 51
Standard / Additional Equipment	52 - 53
Options and Packs	54 - 55
Accessories	56 - 59
Interior Combinations	60 - 63
Exterior Colours	64 - 65
Technical Data	66 - 69
Lexus Care	70 - 71



# BREAKTHROUGH ENGINEERING

The new RX is amazing to drive and handles more like a luxury sedan than a large SUV. This quantum leap forward in driving dynamics was made possible by engineering changes in nearly every area. Available with RX 450h Full Hybrid or RX 200t petrol turbo drivetrains, the RX was developed in the world's most advanced driving simulator - and then refined over many hundreds of thousands of kilometres.



## **RX 450h**

Comprising a 3.5-litre V6 Atkinson Cycle petrol engine and two high output electric motors, Lexus Hybrid Drive offers great performance yet is kind to the environment, with combined CO<sub>2</sub> emissions from just 120 g/km\* and fuel consumption from 5.2 l/100 km\*. When braking or decelerating, kinetic energy is captured by the two electric motors and converted into electric power. This is stored in the compact hybrid battery (located under the rear seat) for later use when driving in Electric Vehicle mode or accelerating swiftly. The battery never requires external charging and recharges during normal driving.

\* For the Eco grade equipped with 18" alloy wheels.



## **RX 200t**

Featuring a breakthrough combination of water-cooled cylinder head, integrated exhaust manifold and twin scroll turbocharger, this all-new Lexus 2.0-litre turbo engine delivers fast throttle response and exhilarating performance. For enhanced fuel economy, innovative valve timing allows the engine to switch between the Otto and Atkinson cycles. Tested in extremely harsh conditions - including weeks of mountain pass driving at 3,000 m in over 50°C of heat - this engine delivers a maximum output of 238 DIN hp with a maximum torque of 350 Nm, with combined CO<sub>2</sub> emissions from 181 g/km\* and fuel consumption from 7.8 l/100 km\*.

\*For the Comfort grade equipped with 18" alloy wheels.



### **STRONGER CHASSIS, IMPROVED HANDLING**

The latest RX is incredibly precise and responsive to drive thanks to a stronger chassis, improved front suspension and new steering technology. Advanced laser screw welding and adhesive bonding techniques combine to produce an SUV of great strength, which rewards drivers with refined high speed handling characteristics.



### **ADAPTIVE VARIABLE SUSPENSION**

For a more engaging drive, optional Adaptive Variable Suspension intelligently controls the damping force on all four wheels. This not only improves ride comfort, but also increases handling stability.



### **DRIVE MODE SELECT**

Located on the centre console, Drive Mode Select allows you to choose between ECO, NORMAL, SPORT S and SPORT S+ modes, for maximising the car's efficiency, dynamism or refinement. For the first time, RX drivers can also use the CUSTOMIZE mode to tune the engine, hybrid system, chassis, and air conditioning functions.



### **ALL-WHEEL DRIVE / E-FOUR**

Whilst the RX 200t's Active Torque Control AWD delivers optimised power distribution ranging anywhere from 100:0 to 50:50 front to rear, RX 450h AWD models feature E-FOUR that gives seamless performance and confident traction over rougher terrain. The innovative E-FOUR drivetrain features the addition of a 50 kW electric motor mounted on the rear axle, which provides instant torque on demand.



### **ADVANCED AERODYNAMICS**

The RX has excellent aerodynamics, thanks to a near-flat underbody and rear spoiler. To reduce the overall drag coefficient, Lexus engineers also redesigned the door mirrors and added winglets at strategic positions around the vehicle. These measures not only enhance stability and handling, they also improve fuel efficiency and reduce wind noise.

# ADVANCED SAFETY

## LEXUS SAFETY SYSTEM +

Every new RX comes equipped with our breakthrough Lexus Safety System + that combines Pre-Crash Safety, Adaptive Cruise Control, Advanced Lane Keeping Assist and Automatic High Beam in one powerful package.



### ● PRE-CRASH SAFETY

Millimetre-wave radar and an on-board computer calculate collision risk ahead. If the risk is high, the driver is alerted by audible and visual warnings and brake pressure is increased. When a collision is deemed unavoidable, the brakes will be applied automatically as necessary and the front seatbelts tightened.

### ● PEDESTRIAN DETECTION

As part of the Pre-Crash Safety system, if an object (such as a pedestrian) is detected in front of the RX, automatic braking will activate when the car is travelling between about 10 and 80 km/h to help avoid a collision.



### ● ADVANCED LANE KEEPING ASSIST

Advanced Lane Keeping Assist (A-LKA) uses a camera in the front windscreen to monitor your position in lane. If you start drifting out of lane, A-LKA will activate a warning buzzer and give brief corrective steering input.

### ● AUTOMATIC HIGH BEAM

At night, Automatic High Beam uses the same camera as Advanced Lane Keeping Assist to detect oncoming vehicles and automatically dip the high beam headlights. This reduces the chance of accidentally dazzling other drivers and lets you concentrate on the road ahead.



### ● ADAPTIVE CRUISE CONTROL

For a more relaxing drive, Adaptive Cruise Control maintains a set distance between the new RX and the vehicle ahead, even if that vehicle varies its speed.



### ● ROAD SIGN ASSIST

The Road Sign Assist (RSA) system on the new RX recognises traffic signs using the windscreen mounted camera, and provides information to the driver in the multi-information display. RSA can detect signs that are compliant with the Vienna Convention (including electroluminescent and flashing signs).



## ENGINEERED STRENGTH

Crumple zones front and rear absorb energy in an accident, while the steering column is also engineered to collapse in a severe frontal collision. Strengthened pillars, floor members and side impact beams dissipate energy even further. Roof and pillars are trimmed with impact-absorbing material to help prevent head injuries, and an energy-absorbing seat design minimises the risk of a spinal injury.



## TEN AIRBAGS

All RX models are equipped with ten airbags and seatbelt pre-tensioners. In a collision, impact intensity sensors activate front dual-stage driver/passenger airbags and side airbags accordingly. Front seat passengers also benefit from cushion airbags for knee protection, while curtain shield airbags run the full length of the side windows.



## ■ BLIND SPOT MONITOR

Radar devices mounted in the rear bumper detect vehicles in adjacent lanes that are not visible in the door mirrors. If the driver is indicating to change lane and a vehicle enters the blind spot, a warning signal appears in the relevant door mirror(s).



## ■ REAR CROSS TRAFFIC ALERT

The Rear Cross Traffic Alert function uses Blind Spot Monitor radar to detect vehicles approaching the area behind the vehicle in a car park. When necessary, it alerts you with a buzzer and a visual display in the door mirrors.



## ■ ADAPTIVE HIGH-BEAM SYSTEM

An adjustable LED Adaptive High-beam System prevents the RX from dazzling other road users. A total of 11 independent LED chips in the headlight are enabled/disabled for precise control of the illuminated and non-illuminated areas.

● Available as part of the Lexus Safety System +.

■ Available as an option, part of a pack or standard on specific grade(s).

# EXTERIOR FEATURES



## **18" ALLOY WHEELS**

Sophisticated 7-spoke alloy wheels come standard on the new RX.



## **18" SILVER ALLOY WHEELS**

A bold 5-spoke design with a silver finish and big personality. Like all Lexus alloys, it is precision engineered for strength and optimum drive balance.



## **20" ALLOY WHEELS**

Give your new RX a bold and dynamic look with these dark silver 5-twin-spoke machined alloy wheels.



## **20" ALLOY WHEELS**

Add a personal touch to your new RX with these 5-spoke wheels that can be customised with different colour inserts.



## **ALLOY WHEEL INSERTS**

Cleverly designed to co-ordinate the colour of your car's body into the spokes of its 20" alloys. The inserts fix securely to the wheels and are available in sonic white, black and copper brown.



### ■ TRIPLE LED HEADLIGHTS

Sophisticated triple 'L'-shaped headlights use the same LED light source for both high and low beam. For a unique aura, they are underscored by Lexus-signature LED Daytime Running Lights.



### ■ SEQUENTIAL LED INDICATORS

Enhancing its sophisticated looks, sequential front and rear LED indicators make the new RX stand out even more in traffic.



### ■ LED REAR LIGHTS

Powerful 'L'-shaped LEDs create crystal-like linear illumination from the rear corners of the RX to the centre of the tailgate. These extra-wide rear lights offer sharp visibility and an eye-catching look.



### ■ LED FOG LIGHTS

LED front fog lights juxtapose with the spindle grille and LED daytime running lights. Compared to conventional lights they also help reduce overall energy consumption.



### ■ WELCOME ILLUMINATION

As you approach the RX with the key in your pocket or bag, gentle lights on the door handles illuminate to welcome you.



### ■ ADVANCED DOOR MIRRORS

Designed to reduce wind noise, heated door mirrors incorporate an indicator, Blind Spot Monitor and Panoramic View Monitor. Electro chromatic technology reduces dazzle at night, and the mirrors fold electrically for negotiating narrow spaces. When reversing they also tilt downwards for enhanced vision.

# EXTERIOR FEATURES



## ■ PANORAMIC ROOF

A large factory-fitted panoramic roof adds a sense of open-air freedom and sunshine to the RX cabin. There is also an opening glass section at the front to let fresh air into the cabin.



## ■ SUNROOF / ALUMINIUM ROOF RAILS

An electric, tilt and slide, glass sunroof can be specified on the new RX. Extruded aluminium roof rails are also available on the RX. Enhancing the crossover's overall look, they offer sports functionality for transporting skis, bikes or surfboards.



## ■ FLOATING-ROOF DESIGN

To the rear of the RX you'll notice distinctive blacked-out and chrome framed C-pillars, which provide a floating-roof effect never before seen on a Lexus.



### ■ SMART POWER TAILGATE

A remote controlled tailgate ensures convenience, especially when your arms are full of shopping. With the key in your pocket or bag, simply place your hand or arm close to the Lexus rear badge and the tailgate will open. It also remembers how far you usually open it and automatically stops at this point.



### ○ REAR LOWER TAILGATE GARNISH

Subtle, yet very stylish. The chrome garnish fits along the bottom of the trunk door to add an extra design detail to the rear of your car.



### ○ SIDE DOOR CHROME GARNISH

A bold dash of chrome follows the lower side contours of your RX to emphasise its sculptured urban styling.



### ○ FRONT SKIRT

Integrates along the lower edge of the RX's bumper to create an exhilarating low profile look of power and individuality.



### ○ SIDE SKIRTS

Designed to combine with and extend the styling of the side sills and give your car a distinctly sporty appearance.



### ○ SIDE STEPS

Attractive town and country styling in a smart black finish, with a non-slip step surface for safe and easy access to your car.



### ○ PARKING ASSIST, REAR

To make parking even easier, sensors in the rear bumper link with an in-car beeper to warn of obstacles in your way. The beeper can be turned off when not required.

■ Available as an option, part of a pack or standard on specific grade(s).

○ Available as an accessory.

# INTERIOR FEATURES



## LEATHER STEERING WHEEL

This 3-spoke leather steering wheel features finger rests and a cross-section optimised to fit comfortably in your hands. Available with heating for colder mornings, integrated switches control - where specified - audio, telephone, multi-information display, ACC and Lane Keeping Assist.



## LEATHER / WOOD DESIGN

On the Luxury grade, this heated steering wheel can optionally be specified in a leather / wood design. There is a choice of wood colour and finish.



## FRONT SEATS

Sumptuous leather front seats make use of the 'integrated foaming' production process. This motorsport-inspired technology allows greater comfort and lateral support, while extra powerful suction type seat ventilation is available too.



## FLEXIBLE SPACE

A practical 40:20:40 split folding rear seat comes standard on all RX models, which allows easy stowage of larger items like a bike or surfboard. The central hatch lets you carry long items such as skis. With all rear seats folded down there is also room to carry bulkier objects.



## SPACIOUS REAR SEATS

While the front seats feature a new frame construction that offers more space to rear passengers, lengthening the RX's wheelbase has also contributed to increased cabin space and legroom comparable with that of our LS flagship sedan.



## POWER REAR SEATS

You can upgrade to a fully electric folding mechanism, which is operated via a number of conveniently located controls. Rear seat passengers can also partially recline their backrests while the central armrest remains perfectly level.



### ■ CLIMATE CONCIERGE / NANOE® TECHNOLOGY

Constantly monitoring temperatures inside and outside the RX, breakthrough 'Climate Concierge' automatically adjusts cabin, seat and steering wheel temperatures. Infrared sensors track the body temperature of your rear seat passengers, adjusting air conditioning and seat heating/cooling. Additionally, award-winning nanoe® technology releases microscopic, negatively charged particles into the cabin to purify the air and effectively deodorise seats. They also have a pleasant, moisturising effect on your skin and hair.



### ■ LED AMBIENT ILLUMINATION

LED ambient illumination is fitted to the doors, instruments, foot wells and other areas of the cabin to create a relaxing yet sophisticated atmosphere whilst driving at night. The amount of light has been optimised, taking into consideration the nighttime visibility of the inside door handles and reflections while driving.



### ■ SMART CONSOLE BOX

Designed for convenient storage of items like DVDs and CDs, the centre console box is even illuminated to help you find possessions in the dark. There's storage space for your owner's manual, and a USB port and AUX for charging digital devices.



### ■ LASER CUT DARK WOOD BY YAMAHA

Innovative laser technology is used to engrave the wood on the centre console and door trim, exposing a layer of aluminium and creating a beautiful lined effect. These inserts are manufactured exclusively by the craftspeople at Yamaha.

### ■ ADJUSTABLE CUP HOLDERS

Cleverly designed, the two cup holders on the centre console have a high-grip mat at the bottom of the cup holder, enabling plastic bottles to be easily opened with one hand. The front cup holders are adjustable and capable of holding tall plastic bottles, or short cups and cans.



### ○ TEXTILE FLOOR MATS

Black or brown mats made of acuvellour to protect the cabin carpets and complement their sound absorbing qualities. Special safety fixings prevent the driver's mat slipping.



### ○ RUBBER FLOOR MATS

The ultimate in tough protection for your car's cabin carpets against mud, dirt, sand and dust. The driver's mat has a special safety fixing to hold it firmly in place.

■ Available as an option, part of a pack or standard on specific grade(s).

○ Available as an accessory.

# AUDIO AND MULTIMEDIA



## EXTRA LARGE DISPLAY

Perfectly positioned for a relaxing drive, the extra large 12.3-inch central display can be operated by voice command or Remote Touch. Its split-screen capability allows you to simultaneously access information, such as Lexus Premium Navigation and climate information.



## PANORAMIC VIEW MONITOR

For easier driving in confined spaces, four cameras provide a near-360° view around the entire vehicle. Panoramic View Monitor also creates a virtual 3D view of your RX, with on-screen guides to assist close-quarter manoeuvring in the city.



## EXTRA-WIDE HEAD-UP DISPLAY

Vehicle data is projected in colour directly onto the windscreen. The largest Head-Up Display yet fitted to a Lexus (240 mm x 90 mm) lets you check data like navigation commands or audio settings without taking your eyes off the road ahead.



## MULTI-INFORMATION DISPLAY

This 4.2-inch colour TFT (Thin Film Transistor) is fitted between the two main instruments and keeps you informed about all key data including safety warnings and navigation directions.




## LEXUS PREMIUM NAVIGATION

With vivid 3D graphics and many mapping options, Lexus Premium Navigation is operated by the latest Remote Touch or voice commands. The system can even generate a QR code for your smartphone, to help you reach your final destination on foot.




## LEXUS CONNECTED SERVICES

The new RX offers services like Online Search, Google Street View®, Panoramio® or Connected Traffic. For extra convenience you can even forward a route from your laptop or tablet to the RX's navigation system.



### ■ 9 OR 12-SPEAKER PIONEER® AUDIO

A 9-speaker Pioneer® audio system is fitted as standard to Eco, Comfort and Executive grades. This features an AM/ FM RDS tuner, CD player and Bluetooth® connectivity. The 12-speaker Pioneer® audio system (with subwoofer) is standard on the F SPORT models.



### ■ MARK LEVINSON®

The 15-speaker Mark Levinson® Premium Surround system with GreenEdge™ technology is tailored to the acoustic properties of the RX. It delivers a peerless 7.1-channel digital home-theatre experience enhanced by Clari-Fi™ that rebuilds sound lost in MP3 digital compression.



### ■ WIRELESS CHARGER

Charge compatible smartphones such as the iPhone 6 or other electronic devices using the inductive wireless battery charger, conveniently positioned at the front of RX's centre console.



### ○ LEXUS HOTSPOT

Turns your car into a mobile WiFi hotspot enabling connectivity for your navigation system and up to 4 other WiFi devices simultaneously including phones, tablets and laptops.



### ○ LEXUS NAVIGATION

Upgrades your car's media display to provide full map pan-European navigation including speed limit and camera notification\*, RDS-TMC traffic information\*\* and on-line search.

\* Where it is legal to do so.

\*\* Depending on local service availability.

■ Available as an option, part of a pack or standard on specific grade(s).

○ Available as an accessory.

# F SPORT

Tuned by the team that developed the Lexus LFA supercar and RC F high performance coupé, the new RX 450h F SPORT and RX 200t F SPORT models carry the spirit of these two amazing Lexus cars. Exclusively designed – with sports-tuned suspension, more reactive Electric Power Steering and performance dampers as standard – Adaptive Variable Suspension and SPORT S+ mode deliver more engaging performance.



## F SPORT DESIGN

A bolder spindle grille featuring an exclusive mesh grille and a lower spoiler with satin-finish chrome protector combine to accentuate the RX F SPORT's dynamic looks. Details like an F SPORT badge (incorporating the curves of the Fuji Speedway), black door mirrors and distinctive 20" F SPORT alloy wheels underline the SUV's strong character.

## F SPORT INTERIOR

Vibrant 'Dark Rose' leather upholstery (with a black roof lining) is the signature interior colour on the RX F SPORT models. Exclusive new F SPORT seats feature 'integrated foaming' technology for added lateral support while cornering. Aluminium inlays perfectly complement the beautifully crafted F SPORT steering wheel, inspired by that of our iconic LFA supercar. Finished in perforated leather, the F SPORT gearshift design matches the steering wheel to create an exciting sports look.



## F SPORT 20" WHEELS

Designed exclusively for the F SPORT, these 20" alloys are finished in dark metallic paint to reflect the purposeful, sporting aspects of the car.



## F SPORT INSTRUMENTS

This F SPORT central meter features innovative Thin Film Transistor technology and a design inherited from the LFA supercar. The display features a tachometer needle and digital speed indicator, as seen on Lexus F marque cars.

## G-SENSOR

For a more engaging drive, a new G-Sensor displays the RX F SPORT's lateral and longitudinal G-forces in the multi-information display. The screen also presents the steering angle, throttle position, and hydraulic brake pressure.



## ALUMINIUM PEDALS / SCUFF PLATES

Offering excellent grip characteristics, drilled aluminium pedals reflect the motorsport design heritage of the new RX F SPORT models. Front door scuff plates provide durable protection. Finished with a brushed aluminium look, they are inscribed with the Lexus logo.

# STANDARD EQUIPMENT FOR ALL GRADES

## ACTIVE SAFETY AND DRIVING DYNAMICS

Active brake lights

Braking, stability, steering and traction systems<sup>1</sup>

- ABS / BAS / EBD / ECB (RX 450h) / EPB / EPS / TRC / VSC

EV (Electric Vehicle) mode (RX450h)

Hill-start Assist Control (HAC)

Lexus Safety System +

- Adaptive Cruise Control (ACC)
- Advanced Lane Keeping Assist (A-LKA)
- Pre-Crash Safety (PCS) system
- Road Sign Assist (RSA)

Tyre Pressure Warning System (TPWS)

Vehicle Dynamics Integrated Management (VDIM) (RX 450h)

## PASSIVE SAFETY

10 airbags in total

- driver and front passenger; head, side and knee
- outer rear seats, side
- cabin sides; full-length curtain shield

Airbag cut-off switch, front passenger

Audible and visual seatbelts reminder, front and rear

ISOFIX attachment, outer rear seats

Seatbelt pre-tensioners, front and rear outer seats

Whiplash Injury Lessening (WIL) front seats with active headrests

## EXTERIOR

Door mirrors

- electrically adjustable, auto-folding and heated

Light Emitting Diode (LED)

- daytime running lights
- fog lights, front and rear
- rear combination lights

Smart entry system

Ultra Violet (UV) and heat insulating tinted glass

## SECURITY

Anti-theft system

- immobiliser / intrusion sensor / siren

Auto door locking

Double door lock

## AUDIO, COMMUNICATION AND INFORMATION

4 x dial meters instrumentation (Optitron)

- 3-dimensional main dials with non linear scaling
- metallic faces and silver ornamentation

4.2" colour TFT multi-information display

Analogue clock with LED illumination

Back guide monitor

Eco driving indicator

Power meter (RX 450h)

Steering wheel mounted controls

- audio / display / voice / phone / ACC / A-LKA

## INTERIOR COMFORT AND CONVENIENCE

Electronic climate control

- 2-zone

Front centre armrest with storage box and

2 adjustable cup holders

Privacy glass (rear side, back)

Push start button

Rain sensing wipers

Rear-view mirror, electro chromatic (auto-dimming)

Rear seat bench, 40:20:40 split-folding (manual operation)

Tyre repair kit

<sup>1</sup> ABS = Anti-lock Braking System / BAS = Brake Assist System / EBD = Electronic Brake-force Distribution / ECB = Electronically Controlled Braking / EPB = Electric Parking Brake / EPS = Electric Power Steering / TRC = Traction Control / VSC = Vehicle Stability Control

# ADDITIONAL EQUIPMENT BY GRADE

## ECO (RX 450h AWD only)

(In addition to standard equipment)

3-spoke, leather trimmed steering wheel

- electrically multi-adjustable

9-speaker Pioneer® audio system

18" alloy wheels, 7-spoke design

- 235/65 R18 all-season tyres

Drive Mode Select

- ECO / NORMAL / SPORT

Easy entry and exit facility

- steering wheel with retract/return function

Fabric / Tahara trim

Front seats, electrically multi-adjustable

- 8-way (driver and passenger)
- 2-way lumbar support (driver)

Headlights

- Automatic High Beam (AHB)
- bi-LED (low-beam and high-beam)

Inlays, 3D film

Lexus Media Display

- 8" central, fixed colour display screen controlled by rotary dial
- enhanced multi-information & central display screen functionality
- mirror-linking functionality

## COMFORT

(In addition / different to Eco)

18" alloy wheels, 7-spoke design

- 235/65 R18 tyres

Electronic climate control, additionally with nanoe® technology

Headlights

- Automatic High Beam (AHB)
- high-pressure cleaners
- triple L-shaped LED

Turn signal indicators, sequential LED (front and rear)

Towing capability

## EXECUTIVE

(In addition / different to Comfort)

20" alloy wheels, 5-twin-spoke design

- 235/55 R20 tyres

Door mirrors, additionally electro chromatic (auto-dimming)

Easy entry and exit facility

- driver's seat / steering wheel with retract/return function

Electronic climate control, additionally with auto recirculation

Heated and ventilated front seats

Memory (3 pre-sets)

- driver's seat, steering wheel and door mirrors

Parking assist sensors, front and rear

Rear centre armrest with storage box

Smooth leather upholstery

Tailgate, electrically operated

## F SPORT

### (RX 450h AWD and RX 200t AWD)

(In addition / different to Executive)

12-speaker Pioneer® audio system

20" alloy wheels, F SPORT shaded design

- 235/55 R20 tyres

Active Sound Control (ASC) (RX 450h)

Adaptive Variable Suspension (AVS)

Analogue clock additionally with GPS function

Cornering lamp

DAB tuner

Drive Mode Select

- ECO / NORMAL / SPORT S/S+

F SPORT exclusive exterior features

- accentuated spindle grille design
- aerodynamically enhanced front and rear bumper
- black door mirror housing
- distinctive L-mesh spindle grille
- F SPORT logos, side and rear

F SPORT exclusive interior features

- black roof lining
- boost meter (RX 200t)
- drilled aluminium sport pedals
- front seats, F SPORT design
- inlays, aluminium
- perforated leather trim for steering wheel and gearshift lever
- scuff plates, unique F SPORT design
- steering wheel with F SPORT emblem and paddle shift controls

Lexus Premium Navigation

- 12.3" multi-information display, operated by Remote Touch
- advanced navigation system using SD card technology
- Lexus Connected Services, multiple online applications<sup>1</sup>

Light Emitting Diode (LED) interior ambient illumination

Sunshades

- rear door windows, manual

Wireless charger<sup>2</sup>

## LUXURY

(In addition / different to Executive)

15-speaker Mark Levinson® Premium Surround

20" alloy wheels, 5-spoke design with colour inserts

- 235/55 R20 tyres

Adaptive Variable Suspension (AVS)

Analogue clock additionally with GPS function

Cornering lamp

DAB tuner

Drive Mode Select

- ECO / NORMAL / SPORT S/S+

Front seats, electrically multi-adjustable

- 10-way (driver and passenger)
- 4-way lumbar support (driver)
- memory (3 pre-sets) (driver and passenger)

Headlights, additionally with Adaptive High-beam System

Inlays, choice of wood styles

Lexus Premium Navigation

- 12.3" multi-information display, operated by Remote Touch
- advanced navigation system using SD card technology
- Lexus Connected Services, multiple online applications<sup>1</sup>

Light Emitting Diode (LED) interior ambient illumination

Semi-aniline leather upholstery

Sunshades

- rear door windows, manual

Wireless charger<sup>2</sup>

<sup>1</sup>Please consult your local Lexus Authorised Retailer for details of the Lexus Connected Services which are available in your country.

<sup>2</sup>Please consult your local Lexus Authorised Retailer regarding the compatibility of your smartphone.

# OPTIONS AND PACKS

OPTIONS	ECO*	COMFORT	EXECUTIVE	F SPORT	LUXURY
3-spoke leather trimmed steering wheel, heated	o	o	o	–	o
3-spoke leather and wood trimmed steering wheel	–	–	–	–	o
3-spoke leather and wood trimmed steering wheel, heated	–	–	–	–	o
12-speaker Pioneer® audio system	o	–	o	s	–
15-speaker Mark Levinson® Surround system	–	–	–	o	s
20" alloy wheels, 5-twin-spoke design (235/55 R20 tyres)	–	o	s	–	–
Active stabilisers*	–	–	–	o	–
Card key	–	–	–	–	–
DAB tuner	o	o	o	s	s
Electronic climate control with auto recirculation	o	o	o	s	s
Glass sunroof, electric tilt/slide	o	o	o	o	o
Head-Up Display (HUD)	–	–	o	o	o
Heated front seats	o	o	s	s	s
Heated front and rear seats	–	–	o	o	o
Panoramic sunroof	–	–	o	o	o
Parking assist sensors, front and rear	o	o	s	s	s
Perforated leather steering wheel with paddle shift controls, heated	–	–	–	o	–
Power tailgate	o	o	s	s	–
Smart power tailgate	–	–	o	o	s
Temporary spare wheel	o	o	o	o	o
Wireless charger	o	o	o	s	s

PACKS	ECO*	COMFORT	EXECUTIVE	F SPORT	LUXURY
<b>Multimedia</b>					
Lexus Media Display	s	s	s	o	–
Lexus Premium Navigation plus	–	–	o	s	s
<b>Refinement</b>					
Leather plus	o	o	s	s	s
Rear seat plus	–	–	–	o	o
<b>Driver Assist</b>					
Blind Spot Monitor	o	–	o	o	o
Blind Spot Monitor & Panoramic View Monitor	–	–	–	o	o

– = not available / o = available to order as an option or a pack at extra cost / s = standard

\* RX 450h AWD only.

Please note: not all options and packs are available in all countries. Also, certain options and/or packs may need to be ordered in combination with one another or cannot be ordered together. Please consult your local Lexus Authorised Retailer for further information regarding options and/or packs availability in your country.

## MULTIMEDIA

### Lexus Media Display

Analogue clock

Lexus Media Display

- 8" central, fixed colour display screen controlled by rotary dial
- enhanced multi-information & central display screen functionality
- mirror-linking functionality

### Lexus Premium Navigation plus

Lexus Premium Navigation

- 12.3" multi-information display, operated by Remote Touch
- advanced navigation system using SD card technology
- Lexus Connected Services, multiple online applications<sup>1</sup>

plus

- 12-speaker Pioneer® audio system
- analogue clock with GPS function
- DAB tuner
- electronic climate control with auto recirculation
- wireless charger<sup>2</sup>

## REFINEMENT

### Leather plus

Easy entry and exit facility

- driver's seat / steering wheel with retract/return function

Heated and ventilated front seats

Memory (3 pre-sets)

- driver's seat, steering wheel and door mirrors

Rear centre armrest with storage box

Smooth leather upholstery

### Rear seat plus

Heated front and rear seats

Rear seats, electrically folding

## DRIVER ASSIST

### Blind Spot Monitor

Blind Spot Monitor (BSM)

Door mirrors, additionally with BSM technology

Rear Cross Traffic Alert (RCTA)

### Blind Spot Monitor & Panoramic View Monitor

Blind Spot Monitor (BSM)

Door mirrors, additionally with BSM technology and miniature camera

Panoramic View Monitor

Rear Cross Traffic Alert (RCTA)

<sup>1</sup>Please consult your local Lexus Authorised Retailer for details of the Lexus Connected Services which are available in your country.

<sup>2</sup>Please consult your local Lexus Authorised Retailer regarding the compatibility of your smartphone.

# ACCESSORIES



## HOLDER FOR iPad®

Slots into the rear entertainment system seat-back docking device to provide a base for passengers to use and charge their iPad® as they travel.



## REAR ENTERTAINMENT SYSTEM

A powered seat-back docking device and portable DVD player with 7" screen and comprehensive multimedia input including USB, SD card and mobile phone AV.



## COAT HANGER

When there is no device in the rear entertainment system, you can slot a Lexus coat hanger into the empty dock to keep your jacket wrinkle free.



### **SIDE MOULDINGS**

Reliable protection for the side panels against minor scrapes and damage. Available in black or in a colour to match your car.



### **LUGGAGE TRUNK LINER**

Made of tough, flexible plastic with a non-slip surface pattern and a raised lip around the edges, the liner protects the luggage space carpet against mud, dirt, sand and liquids.



### **REAR BUMPER PROTECTION PLATE, BLACK**

Made of a rugged black composite material to provide durable protection for the rear bumper paintwork when loading and unloading the rear luggage space.



### **REAR BUMPER PROTECTION PLATE, STAINLESS STEEL**

Combining style and strength - and made of polished stainless steel - the plate has a wrap-over edge to protect the rear bumper when loading and unloading the boot.

# ACCESSORIES



## REAR FOLDABLE BICYCLE HOLDER

A lightweight, high strength lockable design for carrying up to 2 bicycles. Includes an integral lights and licence plate holder with 13 pin socket.

## ROOF-TOP BICYCLE HOLDER

This lockable, lightweight holder has special grips to secure both the bicycle wheels and the frame. Conveniently, the frame grip can be adjusted at roof height.





### **SKI AND SNOWBOARD HOLDER**

Lockable holder with a soft inner grip to secure skis or snowboards without damaging them. Attaches to your car's cross bars and will hold 6 pairs of skis or 4 snowboards.



### **LUGGAGE BOX**

A high capacity aerodynamic design that's ideal for holidays. It opens from both sides, has multi-point central locking and is finished in titan colour with an 'aeroskin' textured lid.



### **DETACHABLE TOWING HITCH**

Evenly distributes the pulling and braking forces of towing to minimise the risk of stress damage to your car. It has a vertically detachable hook and a bespoke wiring kit.



### **CROSS BARS**

For use with your car's pre-fitted roof rails. The cross bars lock onto the rails and form a secure base for carrying a wide range of specialised attachments.



### **CROSS BARS STORAGE BAG**

Protection for your Lexus cross bars against dust and accidental scrapes when they have been removed from the car for storage.



### **HORIZONTAL CARGO NET**

Noise caused by a bag or case sliding in the luggage area can be a distraction to safe driving. This horizontal net solves the problem by holding everything firmly in place.




### **VERTICAL CARGO NET**

So simple in concept and yet reassuringly practical. The net clips onto pre-fitted hooks in the luggage area and is ideal for keeping smaller items tidy yet accessible.


# INTERIOR COMBINATIONS

## FABRIC / TAHARA TRIM<sup>1</sup>




Black

## SMOOTH LEATHER<sup>2</sup>



Black



Ivory




Noble Brown



Topaz Brown


## SEMI-ANILINE LEATHER<sup>3</sup>



Black



Ivory



Noble Brown



Rich Cream



Topaz Brown

## F SPORT LEATHER<sup>4</sup>



Black



Dark Rose




White


## INLAYS<sup>5</sup>




3D Film




Dark Brown,  
Shimamoku,  
matt finish



Laser Cut  
Dark Wood



Walnut



Bamboo



Aluminium

## F SPORT INLAY<sup>6</sup>

<sup>1</sup> Fabric / Tahara trim is standard for Eco and Comfort grades.

<sup>2</sup> Smooth leather is standard for Executive grade and can be ordered as part of the leather plus pack option for Comfort grade.

<sup>3</sup> Semi-aniline leather is standard for Executive grade.

<sup>4</sup> F SPORT leather is standard on F SPORT.

<sup>5</sup> 3D Film is standard for Comfort and Executive grades. A choice of four wood inlays, as illustrated, can be ordered for Luxury grade. Bamboo is only available in combination with Black, Ivory, or Topaz Brown leather.

<sup>6</sup> Aluminium inlay is standard on F SPORT.

The images on the following 3 pages illustrate a selection of the interior combinations available. Your local Lexus Authorised Retailer will be pleased to provide you with any further help.

**Noble Brown smooth leather with 3D Film inlays**

(Executive)



**Black smooth leather with 3D Film inlays**

(Executive)



# INTERIOR COMBINATIONS

**Ivory semi-aniline leather with Walnut inlays**  
(Luxury)



**Rich Cream semi-aniline leather with Dark Brown Shimamoku, matt finish inlays** (Luxury)



**Topaz Brown semi-aniline leather with Bamboo inlays**  
(Luxury)



**Noble Brown semi-aniline leather with Laser Cut Dark Wood inlays**  
(Luxury)



**White F SPORT leather with Aluminium inlays**  
(F SPORT)



**Dark Rose F SPORT leather with Aluminium inlays**  
(F SPORT)



**Black F SPORT leather with Aluminium inlays**  
(F SPORT)



# EXTERIOR COLOURS

**F WHITE (083)<sup>1</sup>**



**SONIC WHITE (085)<sup>2</sup>**



**MERCURY GREY (1H9)**



**SATIN SILVER (1J4)**



**SONIC TITANIUM (1J7)**



**BLACK (212)<sup>3</sup>**



**GRAPHITE BLACK (223)**



**MORELLO RED (3R1)**



**SAND ECRU (4U7)<sup>2</sup>**



**COPPER BROWN (4X2)<sup>2</sup>**



**DEEP BLUE (8X5)**



<sup>1</sup> Exclusive to F SPORT models.

<sup>2</sup> Not available on F SPORT models.

<sup>3</sup> Solid colour.

Please note: due to printing variances, actual paintwork colours may vary slightly from those illustrated.

# TECHNICAL DATA

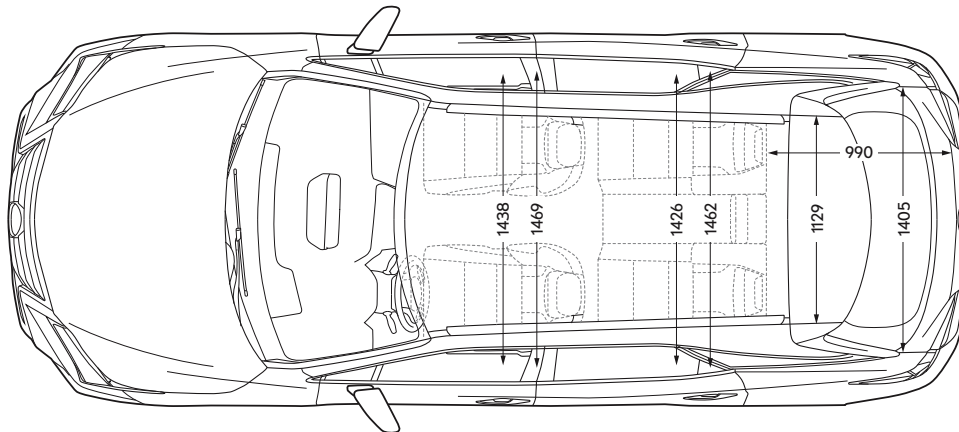
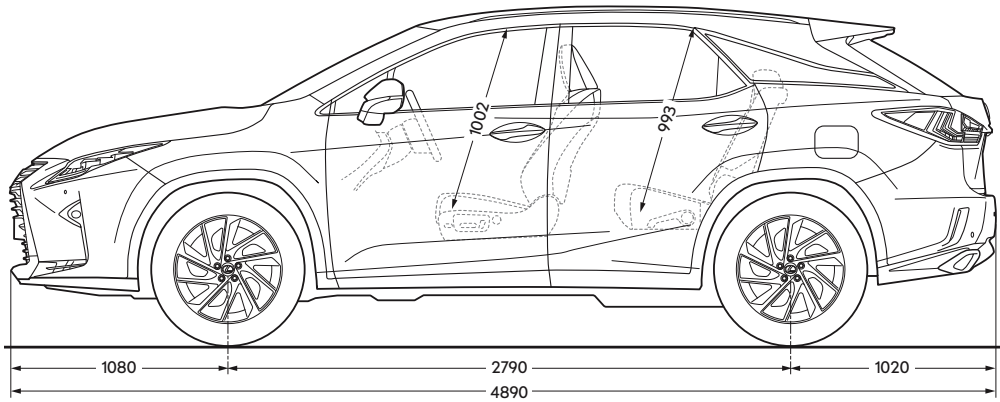
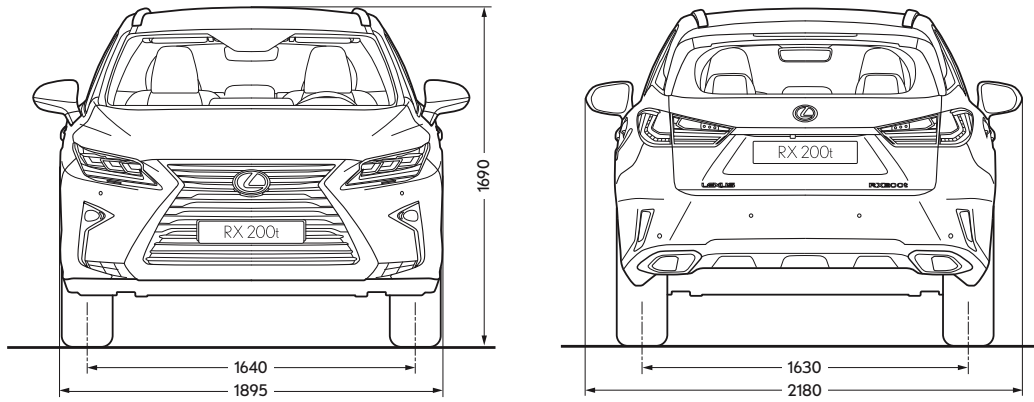
## RX 200t FWD (AWD)

TOP-LINE DATA	
Maximum output (DIN hp / kW)	238 / 175
CO <sub>2</sub> emissions (g/km)*	181 / 184 (184 / 189) <sup>1</sup>
0-100 km/h (seconds)	9.2 (9.5)
Top speed (km/h)	200
Drag coefficient (Cd)	0.33
ENGINE	
Capacity (cm <sup>3</sup> )	1998
Cylinders / Valves	L4 / 16
Max. power (DIN hp / kW @ rpm)	238 / 175 @ 4800-5600
Max. torque (Nm @ rpm)	350 @ 1650 - 4000
FUEL CONSUMPTION*	
Urban (l/100 km)	9.8 / 9.9 (9.9 / 10.1) <sup>1</sup>
Extra urban (l/100 km)	6.6 / 6.7 (6.7 / 7.0) <sup>1</sup>
Combined (l/100 km)	7.8 / 7.9 (7.9 / 8.1) <sup>1</sup>
Fuel tank capacity (l)	72
WEIGHTS (kg)	
Gross vehicle	2500 (2575)
Kerb (min. - max.)	1885 - 1995 (1960 - 2070)
Towing (max. braked)	1500
Towing (max. unbraked)	750
LUGGAGE CAPACITY (l)	
All seats upright, loaded to cover	553
Rear seats down, loaded to roof	1626

<sup>1</sup> Figures for the RX 200t differ by grade and wheel size. 1st figure is for the RX 200t Comfort grade with 18" alloy wheels. 2nd figure is for Executive, F SPORT and Luxury grades with standard specification 20" alloy wheels and for Comfort grade with optional 20" alloy wheels.

\* The fuel consumption and CO<sub>2</sub> values are measured in a controlled environment, in accordance with the requirements of Directive 80/1268/EEC incl. its amendments, on a vehicle with European Standard equipment. For further information, or if you are interested in purchasing a vehicle with European Standard equipment, please contact your Lexus Authorised Importer. The fuel consumption and CO<sub>2</sub> values of your vehicle may vary from those measured. Driving behaviour as well as other factors (such as road conditions, traffic, vehicle condition, tyre pressure, installed equipment, load, number of passengers, etc) play a role in determining a car's fuel consumption and CO<sub>2</sub> emissions.

Please note: the information presented is based on manufacturer's preliminary data, which is subject to change without notice. Please consult your local Lexus Authorised Retailer and/or [www.lexus.eu](http://www.lexus.eu) for further information updates.



Please note: the dimensions illustrated / noted are measured in millimetres.

# TECHNICAL DATA

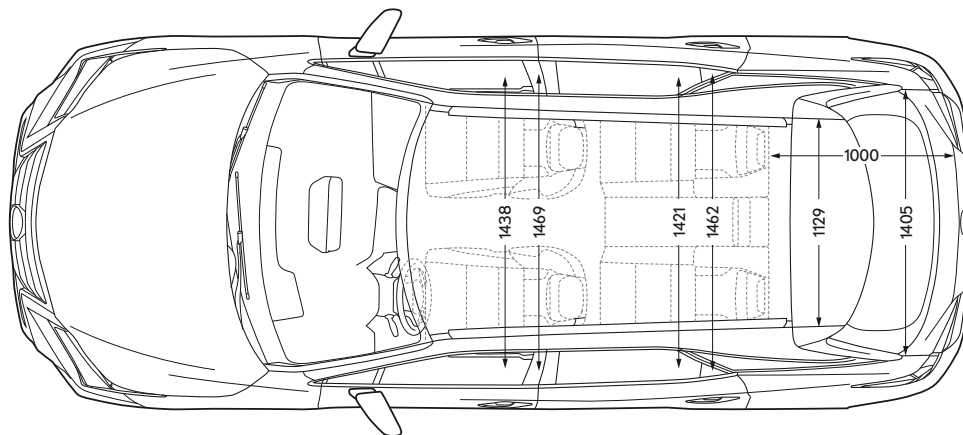
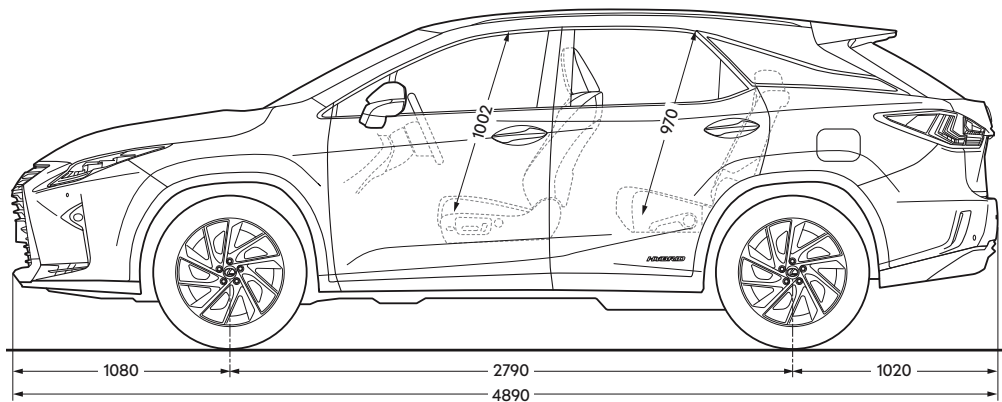
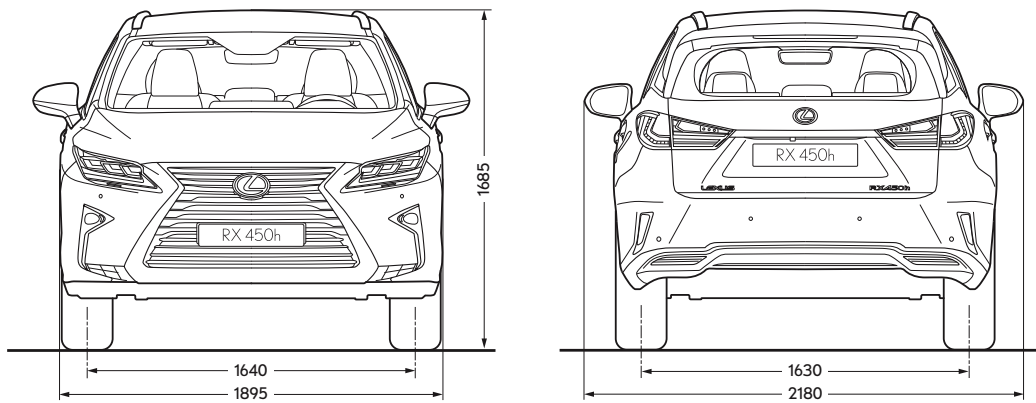
<b>RX 450h AWD</b>	
<b>TOP-LINE DATA</b>	
Maximum output (DIN hp / kW)	313 / 230
CO <sub>2</sub> emissions (g/km)*	120 / 122 / 127 <sup>1</sup>
0-100 km/h (seconds)	7.7
Top speed (km/h)	200
Drag coefficient (Cd)	0.33
<b>ENGINE</b>	
Capacity (cm <sup>3</sup> )	3456
Cylinders / Valves	V6 / 24
Max. power (DIN hp / kW @ rpm)	262 / 193 @ 6000
Max. torque (Nm @ rpm)	335 @ 4600
<b>HYBRID SPECIFIC</b>	
Front electric motor:	
Max. output (DIN hp / kW)	167 / 123
Max. torque (Nm)	335
Rear electric motor:	
Max. output (DIN hp / kW)	68 / 50
Max. torque (Nm)	139
<b>FUEL CONSUMPTION*</b>	
Urban (l/100 km)	5.2 / 5.3 / 5.5 <sup>1</sup>
Extra urban (l/100 km)	5.2 / 5.3 / 5.5 <sup>1</sup>
Combined (l/100 km)	5.2 / 5.3 / 5.5 <sup>1</sup>
Fuel tank capacity (l)	65
<b>WEIGHTS (kg)</b>	
Gross vehicle	2715
Kerb (min. - max.)	2100 - 2155
Towing (max. braked)	- / 2000 <sup>2</sup>
Towing (max. unbraked)	- / 750 <sup>2</sup>
<b>LUGGAGE CAPACITY (l)</b>	
All seats upright, loaded to cover	539
Rear seats down, loaded to roof	1612

<sup>1</sup> Figures for the RX 450h differ by grade and wheel size. 1st figure is for the RX 450h Eco grade with 18" alloy wheels. 2nd figure is for Comfort grade with 18" alloy wheels. 3rd figure is for Executive, F SPORT and Luxury grades with standard specification 20" alloy wheels and for Comfort grade with optional 20" alloy wheels.

<sup>2</sup> 1st figure is for the RX 450h Eco grade. 2nd figure is for all other RX 450h grades.

\* The fuel consumption and CO<sub>2</sub> values are measured in a controlled environment, in accordance with the requirements of Directive 80/1268/EEC incl. its amendments, on a vehicle with European Standard equipment. For further information, or if you are interested in purchasing a vehicle with European Standard equipment, please contact your Lexus Authorised Importer. The fuel consumption and CO<sub>2</sub> values of your vehicle may vary from those measured. Driving behaviour as well as other factors (such as road conditions, traffic, vehicle condition, tyre pressure, installed equipment, load, number of passengers, etc) play a role in determining a car's fuel consumption and CO<sub>2</sub> emissions.

Please note: the information presented is based on manufacturer's preliminary data, which is subject to change without notice. Please consult your local Lexus Authorised Retailer and/or [www.lexus.eu](http://www.lexus.eu) for further information updates.



Please note: the dimensions illustrated / noted are measured in millimetres.

**THE NEW RX**

LEXUS CARE



**AT LEXUS,  
WE CARE**

OMOTENASHI  
BY LEXUS



**AT LEXUS WE SEE YOU  
MORE AS A GUEST  
THAN A CUSTOMER.**



Reflecting our passionate commitment to 'Omotenashi' - the Japanese spirit of hospitality that inspires our world-class customer service - at Lexus we aim to treat every customer as if they were a guest in our own home. Throughout your vehicle's life, we'll strive to ensure an amazing ownership experience, offering peerless service and seamless maintenance work, all orchestrated to provide complete satisfaction and total peace of mind.

Ever since the launch of the Lexus LS 400 flagship sedan in 1989, Lexus has always believed in going 'the extra mile' for every single customer. Evidenced by countless awards over the last 25 years, we see caring for your car as the equivalent of caring for you.

When you visit our showrooms, we endeavour to anticipate your every need and make available the finest facilities for you to enjoy a warm and relaxed atmosphere. In the modern Lexus lounge, you can catch up on news, browse the Internet, or enjoy refreshments. While you relax, Lexus technicians will work with precision and efficiency to get you back on the road with minimum interruption to your day.



# EXPERIENCE THE NEW RX

Please contact your nearest Lexus Authorised Retailer for a test drive.

More about the new RX:  
[www.lexus.eu/rx](http://www.lexus.eu/rx)  
[www.facebook.com/LexusEurope](https://www.facebook.com/LexusEurope)  
[www.youtube.com/LexusEurope](https://www.youtube.com/LexusEurope)  
[www.twitter.com/LexusEurope](https://www.twitter.com/LexusEurope)

© 2015 Lexus Europe\* reserves the right to alter any details of specifications and equipment without notice. Details of specifications and equipment are also subject to change to suit local conditions and requirements. Please enquire at your local Lexus Authorised Retailer of any such changes that might be required for your area.

Note: vehicles pictured and specifications detailed in this brochure may vary from models and equipment available in your area. Vehicle body colour might differ slightly from the printed photos in this brochure.

For further information please visit our website: [www.lexus.eu](http://www.lexus.eu)

Taking care of the environment is a priority for Lexus. We take many measures to ensure that during the lifecycles of our vehicles - from design, production, distribution, sales and service to end-of-life - their environmental impact is minimised. Your retailer will be happy to provide more information on end-of-life vehicle requirements.

\*Lexus Europe is a division of Toyota Motor Europe NV/SA.

Printed in Europe, November 2015



Download the new Lexus RX virtual reality app.

