

# OUTLANDER PHEV



MITSUBISHI  
MOTORS

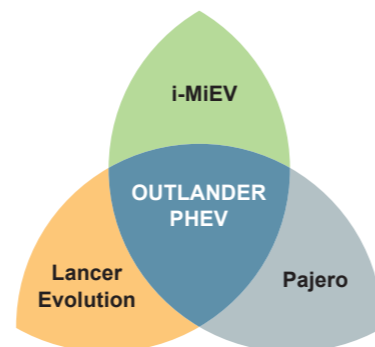
Drive@earth





## THINK FORWARD, DRIVE FORWARD

Introducing the groundbreaking OUTLANDER PHEV, a potent new recipe for eco-friendly excitement. Fusing EV innovation from the all-electric i-MiEV with rally-honed 4WD and SUV technology from the Lancer Evolution and Pajero, it delivers the same comfort, spaciousness and performance as the standard OUTLANDER — plus super low emissions, remarkable fuel efficiency and blazing acceleration. Electricity can even be generated automatically while driving, allowing you to explore vast stretches of wilderness with total confidence.



**OUTLANDER PHEV**  
combines the best of all three models



i-MiEV



Lancer Evolution



Pajero



**Energy usage indicator**

How efficiently are you driving? The energy usage indicator informs you by pointing the needle toward the Power, Eco or Charge zone.



**SELECTOR LEVER (JOYSTICK TYPE)**

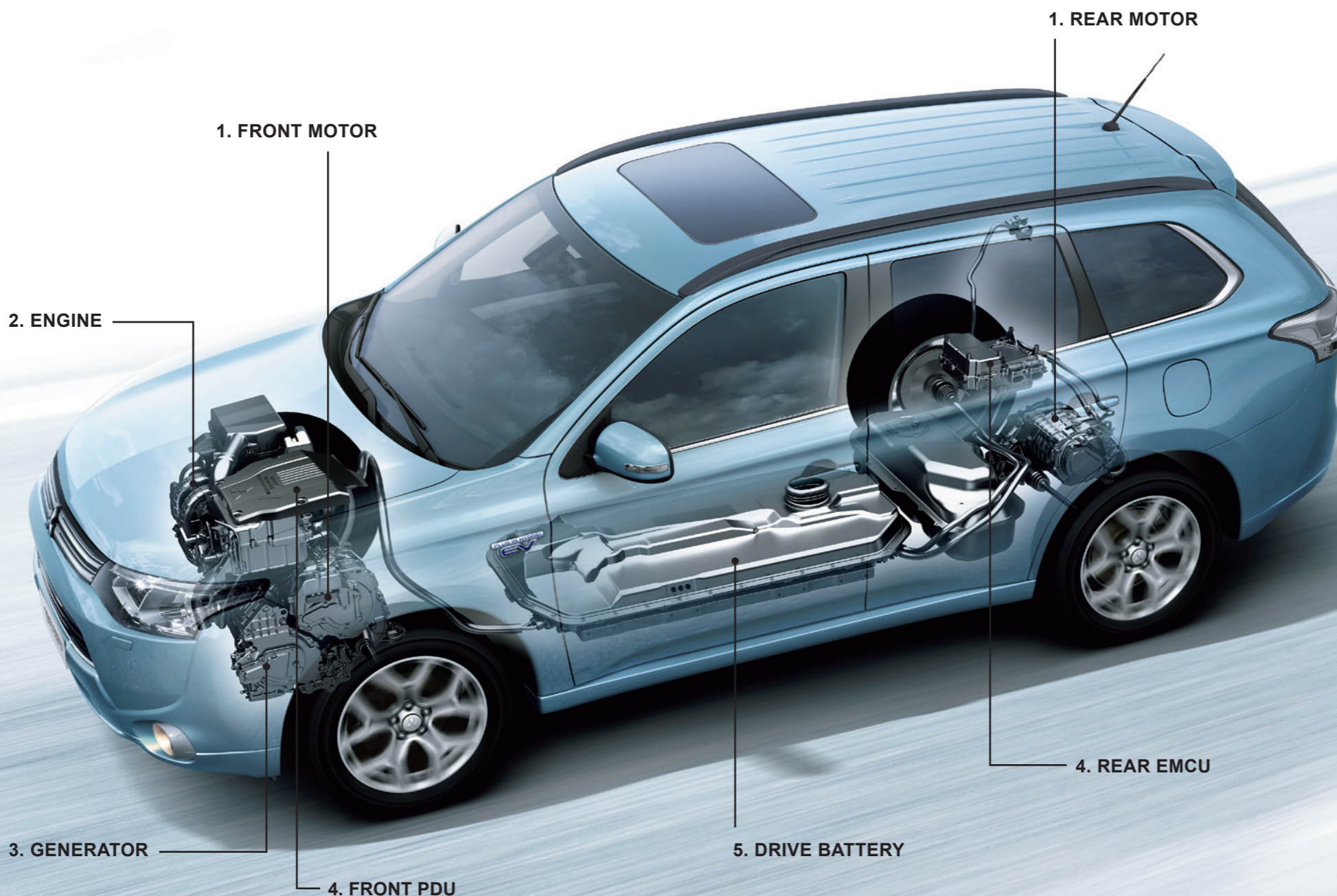
The gearshift selector always returns to the centre position like a joystick. The D-position provides pleasant driving performance in

faithful accordance with acceleration pedal operation. The B position increases regenerative braking and provides two strength settings.



**CHARGE AND SAVE**

The Battery Charge mode uses the engine to charge the battery, while the Battery Save mode reduces battery power usage.



- 1. Twin Motor 4WD and S-AWC**  
Separately mounted motors at the front and rear axles deliver incredibly responsive 4WD performance with S-AWC ensuring excellent driving stability and intuitive, linear handling.
- 2. 2.0-litre engine**  
The powerful, highly efficient engine minimises CO<sub>2</sub> emissions.
- 3. Battery Charge mode**  
The engine continuously charges the drive battery in this mode, whether the vehicle is running or stopped.
- 4. Front Motor PDU & Rear EMCU**  
These intelligent control units contribute to heightened energy efficiency and optimal motor control with instant maximum torque that outperforms a 3.0-litre gasoline engine.
- 5. Drive battery**  
The battery is stored under the floor to maximise interior space and lower the centre of gravity for improved safety and handling.

**Regenerative braking**  
Kinetic energy generated by the vehicle while braking is used to charge the drive battery.

**TOMORROW'S PRACTICALITY TODAY**

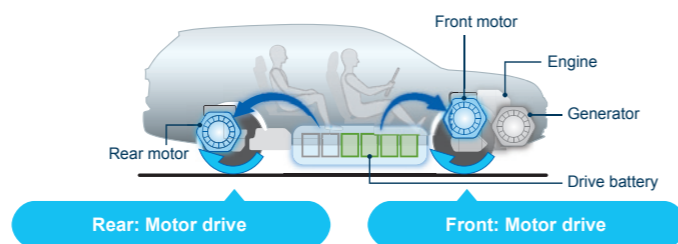
The innovative Plug-in Hybrid EV system that powers the OUTLANDER PHEV delivers remarkable eco efficiency without compromising comfort, performance or convenience. Sophisticated yet practical, it represents the next generation of electric powertrains.

The drive mode is automatically selected based on vehicle and driving conditions.

**ELECTRIC DRIVING**

**EV Drive Mode: Electric power only**

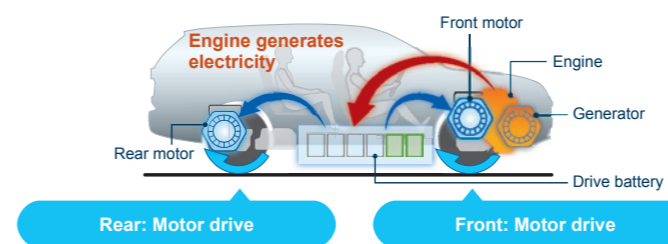
The motors power the vehicle using electricity from the battery, resulting in zero fuel consumption and zero CO<sub>2</sub> emissions. This drive mode is quiet, clean and powerful. Max. speed is 120 km/h.



**HYBRID DRIVING**

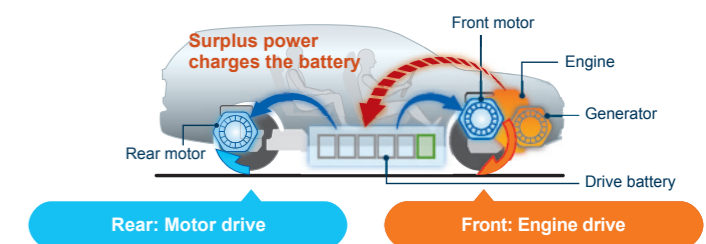
**Series Hybrid Mode: Electric power + engine assistance**

The motors power the vehicle using engine-generated electricity. The engine generates electricity when the battery level is low and to increase power when accelerating rapidly or climbing hills.



**Parallel Hybrid Mode: Engine power + motor assistance**

The engine powers the vehicle (at high speeds, etc. when engine efficiency is high) with assistance from the motors when extra power is required.



Note: Equipment may vary by market. Please consult your local Mitsubishi Motors dealer/distributor for details.



#### EASY PLUG-IN CHARGING AT HOME

Simply connect the OUTLANDER PHEV with a power outlet at home to charge the drive battery. You can charge while sleeping in around five hours\* with the onboard charger and charging cable, or use the optional quick charger to charge in as little as 30 minutes (up to 80% capacity) at commercial charging facilities. Charging status is conveniently displayed on the instrument panel.

\* With 230V/10A electric power supply. 6.5 hours with 230V/8A electric power supply.



#### CONVENIENT CHARGING CABLE STORAGE

A storage space beneath the rear cargo area floor is ideal for conveniently storing the charging cable.

#### SPECIAL PHEV DISPLAY FUNCTIONS

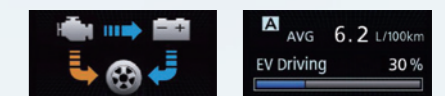
The MMCS (Mitsubishi Multi Communication System) and Multi-information Display show various PHEV display functions including an energy flow indicator and driving range area indicator.

##### MMCS



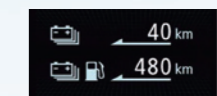
Energy flow indicator on MMCS

##### Multi-information Display



Energy flow indicator

EV Drive ratio indicator



Driving range indicator

## CONVENIENCE WITHOUT COMPROMISE

Innovation spells convenience in the new OUTLANDER PHEV. You can plug-in charge the battery at your home while sleeping, charge the battery via engine as you drive, or charge at commercial facilities in as little as 30 minutes (up to 80% capacity) with the optional quick charger. Best of all, you'll enjoy zero fuel consumption and zero CO<sub>2</sub> emissions in the all-electric EV Drive mode, as well as low emissions and a remarkable 1.9 litre/100 km combined fuel efficiency in other drive modes.



Timed charging



Timed air conditioning

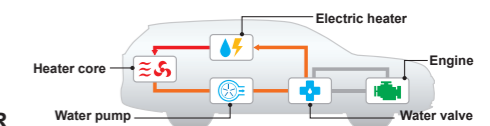


Vehicle information/  
Vehicle operation

#### REMOTE CONTROL VIA SMARTPHONE

For convenience, use your smartphone to remotely control the charging timer, reschedule charging for late at night when electricity fees are low, monitor the remaining charge time and more. The Mitsubishi Remote Control app also enables immediate or timer activation of the electric heater.

Note: The vehicle and smartphone have to be interconnected within a Wi-Fi area. Some smartphones may not be supported.



#### ELECTRIC HEATER

The electric heater uses the electric water pump to circulate hot water and warm the cabin even if the engine isn't running, such as during EV driving which generates no engine heat. When engine heat is insufficient to warm the entire cabin in extremely cold weather, this electric heater can be used to supplement the heat generated by the engine. The convenient timer also allows you to set the heater to warm the cabin before taking a drive.\* Since the heater runs quietly and does not require the engine, it can be run early in the morning or late at night without bothering the neighbours.

\* Supported when vehicle is plugged in or battery level is high enough.



**MULTI-INFORMATION DISPLAY**  
A high-definition 4.2-inch colour LCD keeps you informed by displaying battery level, drive mode, PHEV system energy flow and more. A switch lets you toggle between display functions.

**ECO DRIVE SUPPORT SYSTEM**



**ECO Mode Control**  
Press the ECO mode switch for more energy-efficient use of the motors, engine, air conditioning and 4WD.



**ECO Score**  
Shows how efficiently you've been driving to encourage eco-efficient operation.



**REGENERATIVE BRAKING LEVEL SELECTOR (PADDLE TYPE)**

Located on the steering wheel, the convenient regenerative braking level selector lets you easily adjust regenerative braking strength to any of six settings\*.

\* Except when Adaptive Cruise Control (ACC) is active.

**SPACIOUS COMFORT AND REFINEMENT**

Enter an oasis of comfort and refinement where driving pleasure is heightened by generous legroom, sporty metres and a supremely quiet ride. The meticulously finished 60:40 split rear seats feature seatbacks that can be folded to flexibly meet your changing luggage needs.

Note: Equipment may vary by market. Please consult your local Mitsubishi Motors dealer/distributor for details.



## TECHNOLOGY THAT KEEPS YOU IN CONTROL

Handle every road with confidence, thanks to the stability and precision of rally-honed 4WD technology. You'll also enjoy smooth, powerful acceleration and peace of mind knowing that all occupants are protected by active safety features and a solid RISE body.

### S-AWC (SUPER ALL WHEEL CONTROL)

This integrated control system delivers incredible traction, solid stability and intuitive, linear handling even in challenging terrain by optimally combining Active Stability and Traction Control (ASC) with electronically controlled Twin Motor 4WD and AYC (Active Yaw Control).



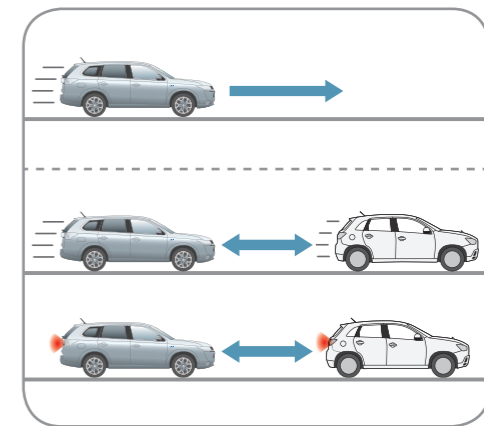
### 4WD LOCK

When the road becomes slippery, press the 4WD LOCK button to simulate locking of a centre differential and equally distribute torque to all four wheels for improved traction and stability.




### ADAPTIVE CRUISE CONTROL SYSTEM (ACC)

**No vehicle in front**  
Your selected speed is maintained even if you remove your foot from the accelerator pedal.



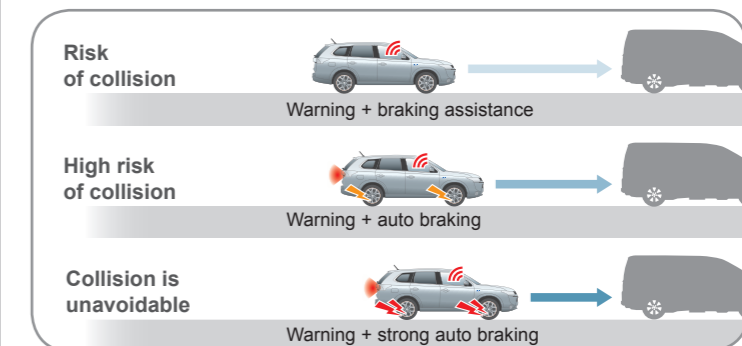
**Vehicle in front**  
Your selected distance between vehicles is maintained.



**Warning:** The Adaptive Cruise Control System is not a collision avoidance system or an automatic driving system. It is designed to use only limited braking and is never a substitute for safe and careful driving. Never rely solely on the Adaptive Cruise Control system.

### FORWARD COLLISION MITIGATION SYSTEM (FCM)

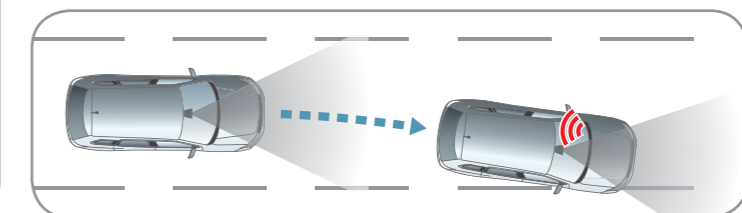
Helps prevent a frontal collision or reduce damage if the collision becomes unavoidable.



**Warning:** The Forward Collision Mitigation System is designed to help avoid or reduce the crash speed in certain frontal collisions. It is not a substitute for safe and careful driving. Under certain circumstances, the system may not operate or may not detect a frontal vehicle correctly.

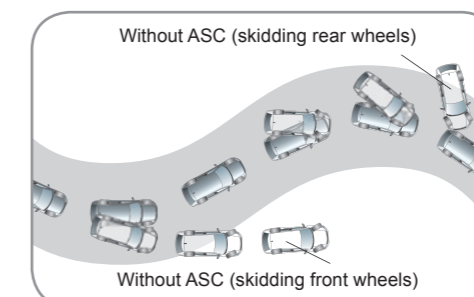
### LANE DEPARTURE WARNING SYSTEM (LDW)

If you start drifting from your lane, the LDW alerts you with an audible alarm and warning light.




### ACTIVE STABILITY CONTROL (ASC)

If wheels lose their grip on slippery surfaces or while turning, ASC automatically adjusts engine output and applies braking force at the appropriate wheels to help maintain control and prevent skidding.



### 7 SRS AIRBAGS

Front airbags, side airbags, curtain airbags and a driver's knee airbag help protect you and your passengers in the event of a collision.



## FEATURE HIGHLIGHTS



**Wide HD display**  
Presents information at high resolution for easy reading.



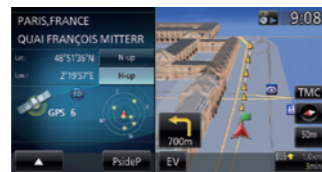
**Sound quality control**  
Supports easy adjustment of various sound control functions.



**3D map view**  
Shows 3D polygon landmarks on city maps.



**ECO Information Indicator**  
Displays your ECO score and other EV/PHEV drive related data.



**Split display**  
Simultaneously displays map information, audio information, etc. on the same screen.



**Navigation guidance in metre display**  
Direction and distance cues contribute to safe driving.

Note: The information displayed varies depending on equipment.


### MMCS (MITSUBISHI MULTI COMMUNICATION SYSTEM)

This central HD touch-screen makes navigation easy and keeps you clearly informed of ECO information such as energy consumption and driving range. It also displays the rear camera view whenever you reverse to lend a helping hand.



### DISPLAY AUDIO

Controlling the audio system is easy on the 6.1-inch QVGA touch-panel display. It can also display the view from the rear camera.



Rear view camera

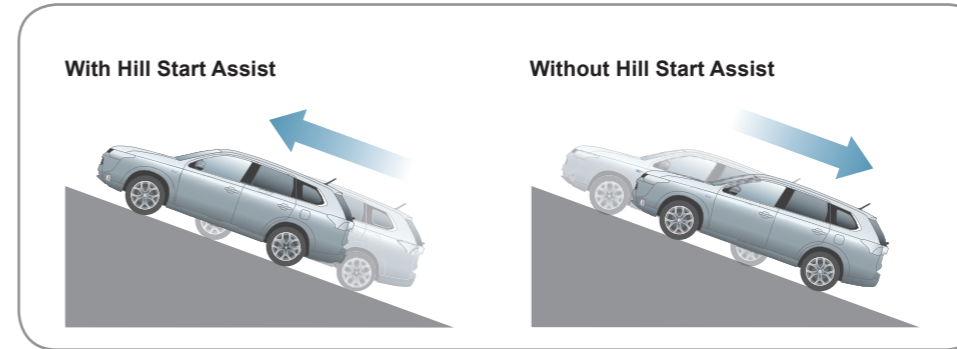


### ROCKFORD FOSGATE PREMIUM SOUND SYSTEM

Savour the stunning sound quality of a new audio system jointly developed with the Rockford Corporation. Nine speakers surround you with spectacular DTS Neural Surround™ sound.

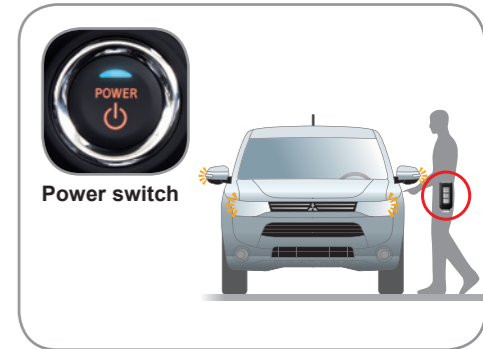
Note: Equipment may vary by market. Please consult your local Mitsubishi Motors dealer/distributor for details.

## FEATURE HIGHLIGHTS



### HILL START ASSIST (HSA)

When starting on a steep slope, HSA helps prevent you from rolling backwards while you release the brake by maintaining the braking force for up to two seconds until the accelerator is applied.



### KEYLESS OPERATION SYSTEM (KOS)

When carrying the key, you can press a button on the outside of the front doors or tailgate to lock or unlock all the doors and tailgate, and press the power switch in the cockpit to start the Plug-in Hybrid EV System.

## EQUIPMENT HIGHLIGHTS



### USB PORT & 12V POWER OUTLETS

These amenities are conveniently located within the centre floor console, allowing easy access once you open the lid.




### STEERING-WHEEL MOUNTED CONTROLS

Convenient controls for the audio system and Bluetooth® hands-free mobile phone system are mounted on the steering wheel for easy-to-reach access.



### POWER SUNROOF

Enjoy the sun and wind with the power sunroof, which features an anti-trapping function for safety.



### SUPER WIDE RANGE HID HEADLAMPS

Illuminate more of the road by activating these headlamps, which emit broader beams that are automatically tracked to keep pointing in the right direction.



### REAR LED COMBINATION LAMPS

The clearly visible rear LED combination lamps are designed to enhance both safety and style.



### POWER TAILGATE

The tailgate can be opened and closed automatically from a switch located near the driver's seat.

Note: Equipment may vary by market. Please consult your local Mitsubishi Motors dealer/distributor for details.

## EQUIPMENT LEVEL

### INTENSE+



#### Key features

- Driver's and front passenger's SRS airbags, side airbags & curtain airbags
- Driver's knee airbag
- Leather wrapped steering wheel
- Speed limiter (including steering wheel remote control switches)
- Cruise control (including steering wheel remote control switches)
- High contrast back-lit metres and gauges
- Colour liquid crystal multi-information display with ECO indicator and ECO score indicator
- Privacy glass (rear door, quarter window, tailgate)
- 18" alloy wheels with 225/55 R18 tyres
- Fully-flat function for 1st and 2nd rows
- 60:40 split 2nd row seat with independent reclining adjuster
- Colour-keyed door mirrors and side turn lamps, electronically controlled with defoggers and folding function
- Dual-zone automatic climate control air conditioning system
- Rain sensor / Auto light control
- Rear parking sensor
- Acoustic Vehicle Alerting System (AVAS)
- Brake override system
- Keyless Operation System (KOS) with two KOS transmitters and power switch

- Quick charger
- AM/FM radio, CD/MP3 player and 6 speakers (including 2 tweeters)
- Display audio with Rockford Fosgate® 710W premium sound system, AM/FM radio, CD/MP3 player, 9 speakers and rearview monitor/camera

### INSTYLE NAVI



#### Key features (in addition to Intense+)

- Anti-trapping electronically controlled sunroof with sunshade (tilt and sliding)
- Mitsubishi Remote Control
- Electric heater
- Power tailgate
- Mitsubishi Multi Communication System (MMCS) navigation system with Rockford Fosgate® 710W premium sound system, AM/FM radio, CD/MP3 player, 9 speakers and rearview monitor/camera
- Front and rear leather seats (8-way power adjustable driver's seat, front seat heaters, driver's and front passenger's seatback pockets, and driver's and front passenger's leather-type head restraints)

## EQUIPMENT LEVEL

### INSTYLE NAVI+




#### Key features (in addition to Instyle Navi)

- Forward Collision Mitigation (FCM) system
- Adaptive Cruise Control (ACC) system
- Lane Departure Warning (LDW) system

## EXTERIOR COLOUR



## SEAT MATERIAL



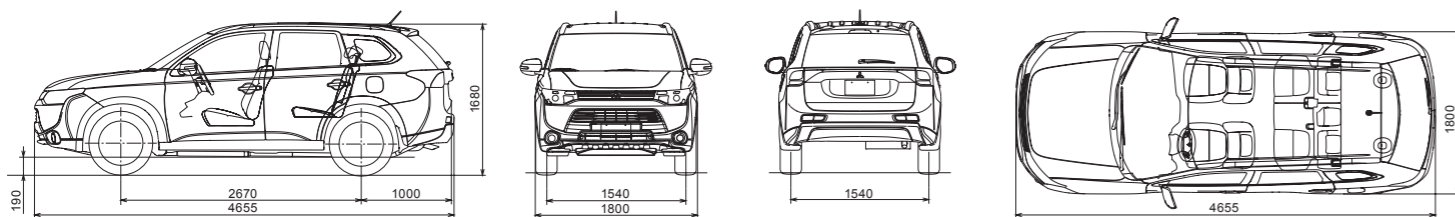
## EXTERIOR COLOUR & SEAT MATERIAL

■ Available

Price class		INTENSE+ / INSTYLE NAVI / INSTYLE NAVI+					
Wheel drive		4WD					
Engine		2.0L					
Seating		5					
Steering		LHD			RHD		
Model code		GG2WXDHHZL6			GG2WXDHHZR6		
Interior	Trim code	83L	83J	83P	83L	83J	83P
	Basic colour	Black	Black	Off white	Black	Black	Off white
	Material	Fabric + PVC leather	Leather [K03]	Leather [K03]	Fabric + PVC leather	Leather [K03]	Leather [K03]
<b>Exterior trim code</b>	<b>Colour</b>	<b>Availability</b>					
U17	Titanium Gray (Metallic)	■	■	■	■	■	■
U21	Technical Silver (Metallic)	■	■	■	■	■	■
W13	Silky White (Pearl)	■	■	■	■	■	■
X42	Amethyst Black (Mica)	■	■	■	■	■	■
W37	Polar White (Solid)	■	■	■	■	■	■

Note: Colours shown may differ slightly from actual colours due to the printing process. Please consult your local Mitsubishi Motors dealer/distributor concerning actual colours.

## DIMENSIONAL VIEWS



All measurements in millimetres

Note: Equipment may vary by market. Please consult your local Mitsubishi Motors dealer/distributor for details.

## TECHNICAL SPECIFICATIONS

		INTENSE+ / INSTYLE NAVI / INSTYLE NAVI+	
Model		4WD	
Wheel drive		2.0L	
Engine		5	
Seating		LHD	RHD
Steering		GG2WXDHHZL6	GG2WXDHHZR6
Model code			
<b>Engine</b>		2.0-litre 16-valve DOHC MIVEC	
Type		1,998	
Total displacement		cc	
Injection system		ECI-MULTI (Electronic Controlled Injection)	
Emission level		EURO-5b	
Max. output (EEC net)		kW (PS)/rpm	
Max. torque (EEC net)		Nm (kg-m)/rpm	
89 (121)/4,500		190 (19.4)/4,500	
<b>Fuel System</b>		Unleaded (RON95 and over)	
Fuel type		45	
Fuel tank capacity		litre	
<b>Battery &amp; Motors</b>		Lithium-ion	
Battery		300	
Type		kWh	
Total voltage		12	
Capacity		60 (82)	
Front motor (S61)		kW (PS)	
Max output		Nm (kg-m)	
Torque		137 (14.0)	
Rear motor (Y61)		kW (PS)	
Max output		Nm (kg-m)	
Torque		195 (19.9)	
Charging time		hour (approx.)	
Regular		5*	
Quick		min. (approx.)	
		30 (up to 80% capacity)	
<b>Performance**</b>		litre/100km	
Fuel consumption		1.9	
Weighted		g/km	
CO <sub>2</sub>		44	
Weighted		Wh/km	
Electricity consumption		134	
Weighted		km/charge	
Electric driving range		52	
Towing capacity (with brake)		kg	
		1,500	
<b>Transaxles</b>		Engine	
Total gear ratio		Motor	
Front		Motor	
		3.425	
		9.663	
		7.065	
<b>Suspensions</b>		MacPherson strut with stabiliser bar	
Front		Multi link trailing arm with stabiliser bar	
Rear		Ventilated disc brakes (2-pot)	
<b>Brakes</b>		Solid disc brakes	
Front		Rack and pinion with electric power assist	
Rear		kg	
<b>Steering</b>		kg	
Type		litre	
Rack and pinion with electric power assist		kg	
<b>Loads</b>		litre	
Kerb weight		1,810	
Gross vehicle weight		2,310	
Cargo room volume		463	
<b>Tyres and Wheels</b>		Standard	
Tyres (front and rear)		225/55R18	
Wheels (front and rear)		Standard	
		18" x 7J alloy	

\* With 230V/10A electric power supply. 6.5 hours with 230V/8A electric power supply.

\*\* Measured by Mitsubishi Motors Corporation. Actual performance may vary in some cases.

### WARNING

- Individuals who use implantable pacemakers or implantable cardioverter-defibrillators should keep away from the keyless operation system.
- The electromagnetic waves used in the keyless operation system may affect the operation of implantable pacemakers and implantable cardioverter-defibrillators.
- Individuals using other electro-medical apparatuses should check with the manufacturer of the apparatus to confirm the effect of the electromagnetic waves used by the keyless operation system, as the electromagnetic waves may affect their operation.

Note: Equipment may vary by market. Please consult your local Mitsubishi Motors dealer/distributor for details.

## STANDARD & OPTIONAL EQUIPMENT

■ Standard □ Optional – Not available

Models	Model code	LHD: GG2WXDHHZL6 RHD: GG2WXDHHZR6		
		INTENSE+	INSTYLE NAVI	INSTYLE NAVI+
<b>Safety and Security</b>	Front ventilated disc brakes	■	■	■
	Rear disc brakes	■	■	■
	Anti-lock Braking System (ABS) with Electronic Brake-force Distribution (EBD)	■	■	■
	Brake assist system	■	■	■
	Brake override system	■	■	■
	Hill Start Assist (HSA) system	■	■	■
	Driver's and front passenger's SRS front airbags (with cut-off switch for front passenger)	■	■	■
	Driver's and front passenger's SRS side airbags	■	■	■
	Curtain airbags for 1st and 2nd rows	■	■	■
	Driver's SRS knee airbag	■	■	■
	Active Stability Control (ASC) with Traction Control (TCL) system	■	■	■
	Front 3-point ELR seatbelt with force-limiter and pretensioner x 2	■	■	■
	2nd row 3-point ELR seatbelt x 3	■	■	■
	Lower anchor and tether anchor for ISO-FIX child seats (for front passenger's and 2nd row seats)	■	■	■
	Reinforced Impact Safety Evolution (RISE)	■	■	■
	Emergency Stop lamp System (ESS)	■	■	■
	Forward Collision Mitigation (FCM) system	–	–	■
	Adaptive Cruise Control (ACC) system	–	–	■
	Lane Departure Warning (LDW) system	–	–	■
	Head protection interior	■	■	■
Child protection rear door locks	■	■	■	
Acoustic Vehicle Alerting System (AVAS)	■	■	■	
City crash provision	■	■	■	
Immobiliser	■	■	■	
Tyre Pressure Monitoring System (TPMS)	■	■	■	
<b>Exterior</b>	18" alloy wheels with 225/55 R18 tyres	■	■	■
	Chrome beltline mouldings	■	■	■
	LED high-mount stop lamp	■	■	■
	Colour-keyed door mirrors and side turn lamps, electronically controlled with defoggers and folding function	■	■	■
	Black roof rails	■	■	■
	Anti-trapping electronically controlled sunroof with sunshade (tilt and sliding)	–	□	□
	Rear mudguards	□	□	□
	Regular charger with regular charging cable (Mode 2)	■	■	■
<b>Interior</b>	Soft upper surface of instrument panel and front door trims	■	■	■
	Leather wrapped steering wheel	■	■	■
	Electronic power steering	■	■	■
	Tilt and telescopic-adjustable steering column	■	■	■
	Joystick-type shift knob	■	■	■
	4WD LOCK button on floor console	■	■	■
	Charge mode switch	■	■	■
	Save mode switch	■	■	■
	Eco mode switch	■	■	■
	Silver air outlet panel and silver door trim panel	■	■	■
	Centre armrest with 2 integrated cupholders	■	■	■
	Driver's and front passenger's sunvisor with vanity mirror, lid and ticket holder with light illumination	■	■	■
	Bottle holder in door trim x 4	■	■	■
	Accessory 12V socket in centre console and on instrumental panel	■	■	■
	Door scuff plates (black)	■	■	■
	Tonneau cover	■	■	■
	Underfloor storage	■	■	■
	Hook for cargo net x 4	■	■	■
	Retractable assist grip x 4	■	■	■

## STANDARD & OPTIONAL EQUIPMENT

■ Standard □ Optional – Not available

Models	Model code	LHD: GG2WXDHHZL6 RHD: GG2WXDHHZR6		
		INTENSE+	INSTYLE NAVI	INSTYLE NAVI+
<b>Interior Lighting</b>	Front room lamp with map lamp	■	■	■
	Rear room lamp	■	■	■
	Cargo room lamp	■	■	■
	Console down light	■	■	■
	Glove box illumination	■	■	■
<b>Comfort</b>	Quick charger	■	■	■
	Regenerative braking level selector (paddle type)	■	■	■
	Mitsubishi Remote Control	–	□	□
	Energy flow indicator	■	■	■
	Cruise control (including steering wheel remote control switches)	■	■	■
	Speed limiter (including steering wheel remote control switches)	■	■	■
	Audio control (including steering wheel remote control switches)	■	■	■
	High contrast back-lit metres and gauges	■	■	■
	Colour liquid crystal multi-information display with ECO indicator and ECO score indicator	■	■	■
	Keyless Operation System (KOS) with two KOS transmitters and power switch	■	■	■
	Power windows with anti-trapping and auto up and down for driver's seat	■	■	■
	Dual-zone automatic climate control air conditioning system	■	■	■
	Electric heater	–	□	□
	Rear heater vents	■	■	■
	Rain sensor / Auto light control	■	■	■
	Rear parking sensor	□	□	□
	Power tailgate	–	□	□
Central door locking system	■	■	■	
<b>Audio and Communication</b>	AM/FM & CD audio system	■	■	■
	Digital Audio Broadcast (DAB) radio	□	□	□
	Display audio with AM/FM radio, CD/MP3 player, 6 speakers and rearview monitor/camera	□	□	□
	Mitsubishi Multi Communication System (MMCS) navigation system with AM/FM radio, CD/MP3 player, 6 speakers and rearview monitor/camera	□	□	□
	Display audio with Rockford Fosgate® 710W premium sound system, AM/FM radio, CD/MP3 player, 9 speakers and rearview monitor/camera	□	–	–
	Mitsubishi Multi Communication System (MMCS) navigation system with Rockford Fosgate® 710W premium sound system, AM/FM radio, CD/MP3 player, 9 speakers and rearview monitor/camera	–	□	□
	Link system (Bluetooth® hands-free system with voice control)	■	■	■
USB port	■	■	■	
<b>Seats</b>	Fabric and artificial leather with silver stitches	■	■	■
	Front and rear leather seats (8-way power adjustable driver's seat, front seat heaters, driver's and front passenger's seatback pockets, and driver's and front passenger's leather-type head restraints)	–	□	□
	Front seat heater	□	–	–
	Front seats: Height adjustable driver's seat	■	■	■
	Fully-flat function for 1st and 2nd rows	■	■	■
2nd row seats: Independent seat reclining function (60:40 split)	■	■	■	
<b>Lighting and Visibility</b>	Privacy glass (rear door, quarter window, tailgate)	■	■	■
	Super wide range HID headlamps with auto leveling	■	■	■
	Headlamp washers (pop-up type)	■	■	■
	Front fog lamps with silver bezel	■	■	■
	Day time Running Light (DRL)	■	■	■
	Front wipers with flat-blade and washers (2-speed / variable intermittent)	■	■	■
	Front wiper de-icer	□*	□*	□*
	Rear intermittent wiper and washer	■	■	■
	Tailgate window defogger	■	■	■
	Rear fog lamp	■	■	■

\* Not available on right hand drive (RHD) models.



## MiEV Facebook Page

This facebook page introduces latest MiEV (Mitsubishi innovative Electric Vehicle) activities, hot news, and voice from fans and owners. The MiEV supporters mark represents the fans who support and participate in MiEV activities, so join the club to be a part of the fun and excitement. Check us out on facebook on the right.



[www.facebook.com/iMiEV.official](http://www.facebook.com/iMiEV.official)



## RECYCLING OF OLD VEHICLES

### It is our duty to protect the environment.

Mitsubishi Motors designs and produces high quality vehicles and components aiming to provide our customers with durable motor vehicles, and excellent services to maintain your vehicle in an optimum running condition. We have the highest respect for the environment and use materials which may be recycled and re-used after your Mitsubishi Motors vehicle has come to the end of its economical life. After a long working life we will take your vehicle back and recycle it in an environmentally friendly manner in accordance with the EU Directive on End-of-Life Vehicles and any applicable national statutory provisions.

All Mitsubishi Motors vehicles up to 3.5t GVW) sold after 1st July 2002, will be taken back free of charge from the last owner, at one of the designated take back points, provided the vehicle contains all major components and is free of waste. From 1st January 2007, this applies to all Mitsubishi Motors vehicles irrespective of the sold date. A network of collection points is available to receive

Mitsubishi Motors End-of-Life Vehicles, to ensure your vehicle will be recycled in an environmentally friendly manner. At the same time, the possibilities for the recycling of vehicles and vehicle components are continually being evaluated and improved, aiming to the achievement of even higher recycling percentages in the future.

The European End-of-Life Vehicles Directive and the free take back of End-of-Life Vehicles are applicable in all European Union member states. The transposition of the End-of-Life Vehicles Directive into national law in each member state might not have been completed at the time of putting this publication to print.

Please refer to [www.mitsubishi-motors-europe.com](http://www.mitsubishi-motors-europe.com) and select the web site of the Mitsubishi Motors service network in your country of residence, or call the National Mitsubishi Motors Customer Assistance Centre for further details.

## OUTSTANDING AFTER SALES FOR CAREFREE MOTORING

Around 2,500 Mitsubishi Motors Authorised Service Points in Europe are committed to helping you wherever you are.

### PROFESSIONAL SERVICING

Even new cars require regular maintenance and servicing. Not just to guarantee your mobility, but also for the safety of you and your passengers. Trained professionals using specialist diagnostic equipment and original parts at your Mitsubishi Authorised Service Point are ready to oblige. You'll be advised about the cost beforehand, so there will be no unpleasant surprises when you return to pick up your vehicle.


### MITSUBISHI MOTORS GENUINE PARTS

Even the smallest technical faults can lead to accidents. Therefore, all Mitsubishi Motors Genuine Parts have been developed and tested to stringent quality standards. It is recommended to use Mitsubishi Motors Genuine Parts in order to maintain the safety and integrity of your vehicle and that of your passengers. Mitsubishi Motors Genuine Parts are available at all Mitsubishi Authorised Service Points. We are proud to regularly score top in After Sales quality surveys.

### COMPREHENSIVE WARRANTY – OBVIOUSLY

All new Mitsubishi vehicles come standard with a comprehensive 3-year warranty or up to a maximum of 100,000 km (61,000 miles), whichever comes first. The anti-corrosion perforation warranty covers rusting through for the first 12 years, depending on the model you purchase. The reliability statistics for Mitsubishi vehicles are impeccable, but in the unlikely event that you do need help, we offer MAP.

### MAP - FREE BREAKDOWN ASSISTANCE



In order to demonstrate our commitment to your mobility and the faith we have in the reliability of our vehicles, you will receive a free MAP card valid for three years with your new Mitsubishi. MAP stands for Mitsubishi Motors Assistance Package, and with the MAP card in your pocket, your mobility is guaranteed in more than 30 countries throughout Europe. Should you ever need assistance in the event of breakdown, accident, theft or vandalism – wherever you are, 24 hours a day, 7 days a week – just call the number on your card and the problem will be fixed on the spot. If it's more serious, your car will be taken to the nearest Mitsubishi dealer and you'll be offered services such as a hotel, continuation of journey, a replacement car and vehicle repatriation. And if you continue to have your vehicle serviced at a Mitsubishi Authorised Service Point after the first three years, your mobility will be guaranteed for an additional year or up to the next service interval (whichever comes first) until your vehicle is 10 years old.

### DRIVESTYLE

Accessories by Mitsubishi Motors – everything's got "Drivestyle". They are the perfect products for your car's individuality. It's the style that goes with the sensation. Drivestyle is the individual enhancement of your Mitsubishi. It covers all your car care needs: from Wax Shampoo and Polish to Wheel Rim Gel, from Cockpit Lotion to Leather Treatment and from Insect Remover to Screen Wash – all have been produced using new ingredients designed specifically for your new Mitsubishi. They'll ensure it looks, feels and smells brand new for years to come.

Please ask your Mitsubishi Authorised Sales/Service Point for the Drivestyle Car Care brochure containing more detailed information.

**Mitsubishi Motors Corporation**  
[www.mitsubishi-motors.com](http://www.mitsubishi-motors.com)

**Mitsubishi Motors Europe BV**  
[www.mitsubishi-motors-europe.com](http://www.mitsubishi-motors-europe.com)

Some equipment may vary according to country.  
Please consult your local Mitsubishi Motors dealer/distributor for details. All rights reserved.