

# AVENSIS



**TOYOTA**

ALWAYS A  
**BETTER** WAY



# TOYOTA BETTER HYBRID HAPPY TRUST TOGETHER YOU

EVERY DAY WE LOOK AHEAD, MOVE FORWARD, EVOLVE. OUR PASSION IS ALWAYS TO DELIGHT – WITH A CAR THAT EXCEEDS EXPECTATIONS, THRILLS, EXCITES, REASSURES AND DELIVERS BETTER FOR TODAY'S WAY OF LIFE. TAKE US FOR GRANTED.

TOYOTA. ALWAYS A **BETTER** WAY





**TOYOTA**

ALWAYS A  
**BETTER WAY**

# AVENSIS

WHERE THE BEST

COMES AS STANDARD

**Confidence is not just a suit you put on in the morning.**

It's inherent. It allows you to choose what's right for you. Like the Avensis. A car that stands out from the crowd with a sharp look and a highly comprehensive package of innovative technology, comfort and safety. Avensis is all about smart thinking.

## Contents

<b>Design</b>	<b>6</b>	<b>Practicality</b>	<b>14</b>	<b>Grades</b>	<b>20</b>	<b>Wheels</b>	<b>34</b>	<b>Equipment</b>	<b>43</b>	<b>Peace of mind</b>	<b>54</b>
<b>Interior</b>	<b>8</b>	<b>Engines</b>	<b>16</b>	<b>Accessories</b>	<b>28</b>	<b>Seat trims</b>	<b>36</b>	<b>Glossary</b>	<b>52</b>	<b>Environment</b>	<b>56</b>
<b>Technology</b>	<b>12</b>	<b>Safety</b>	<b>18</b>	<b>Colours</b>	<b>32</b>	<b>Specifications</b>	<b>38</b>				



WITH THE TOYOTA  
EXPLORE APP, THERE  
IS SO MUCH MORE  
EXCLUSIVE CONTENT  
TO DISCOVER.

1. Simply download the free Toyota Explore app to your smartphone or tablet from the App Store or Google play.
2. Open the app. Point your device at the page wherever you see the above icon and press scan.
3. Explore the Avensis in more detail.



Model shown: Avensis Touring Sports – Mid+.

START YOUR DAY

IN THE BEST POSSIBLE SHAPE



**Whatever lies ahead – daily commute, client visits or leisurely days out with the kids – the Avensis comes prepared with sharp, dynamic styling and uncompromising confidence.**

From the striking LED headlamps to the rear lights styling with eye-catching V-shaped LED light guides, the bold design points to the agility and get-up-and-go of both Avensis Sedan and Avensis Touring Sports. Even the antenna comes with a streamlined shark fin design for maximum dynamic effect. New alloy wheels complete the thoroughly stylish Avensis finish.



Models shown: Avensis and Avensis Touring Sports – Mid+.




Model shown: Avensis Touring Sports – Mid+.



**WE DON'T DO BUSINESS AS USUAL.**  
**WE DO EXTRAORDINARY**

**You don't need a long-distance trip to savour all the benefits of the Avensis: the interior feels instantly welcoming.**

First off, the satin chrome elements on the dashboard create a premium atmosphere, set against beautiful soft-touch materials. The driver will also enjoy the tactile leather gear shift with satin chrome insert and a leather multi-function steering wheel. This helps you manage the high-resolution colour TFT display in the instrument panel with access to a whole range of handy journey data. You can also access the latest Toyota Touch® 2 multimedia system with its large 8" touch screen.

**Scan this page.**  
 Explore some of the driving technology.



## COMFORT APPROVED BY ALL YOUR SENSES

### **Relax and unwind in the cleverly composed Avensis interior.**

There is a choice between two distinctive interior finishes: warm and inviting Golden Copper or sophisticated Lunar Grey, combined either with fabric and Alcantara® inserts or with the premium combination of leather and Alcantara®. Electrical lumbar support helps to find the right seat position for each driver for all-round comfort and support, especially on longer journeys. And for an even greater sense of airiness in the cabin, the Avensis can also be fitted with Toyota Skyview®.



**Scan this page.**  
See the interior  
options Avensis  
offers.

# TECHNOLOGY IN TUNE

## WITH THE MODERN WORLD





Bluetooth®



Rear-view camera



3D city maps



MP3 &amp; iPod® connectivity

## All the information you need, and all the entertainment you want.

The high-resolution colour TFT screen in the instrument panel provides essential journey data complete with navigation tools. It also works hand-in-hand with Toyota Touch® 2.

### Toyota Touch® 2

This intuitive user-friendly multimedia system delivers information, entertainment and connects you to the outside world, all via high-resolution colour-rich graphics. Making calls, choosing your favourite music, accessing the navigation system, viewing speed limit and speed camera warnings – everything is at your fingertips on a touch screen. And it all works with a simple drag and flick.

### TFT screen

Viewing all the information you need couldn't be more convenient. The highly visible 4.2" new TFT screen displays useful information such as distance covered, average speed, as well as fuel consumption, all right in front of you. Designed to reflect Toyota Touch® 2, the TFT screen shares the same colour-rich graphics. It mirrors the multimedia system with information on navigation, telephone and music settings and also displays the latest Toyota Safety Sense functions.



TFT screen



# HELPFUL, FLEXIBLE, GENEROUS. ALL THE TRAITS YOU LOVE

## Business trip or family outing – Avensis accommodates your life effortlessly.

The interior feels exceptionally spacious with plenty of legroom and head space for everyone. For added flexibility, the rear seats split 60/40 on both Avensis Sedan and Avensis Touring Sports. The spacious Avensis boot has a capacity of 509 litres. You can increase this to 543 litres in the generous Avensis Touring Sports. Whatever you have planned, Avensis is designed to work around you.

### 1. Flat loading space

Creating this much room – 1609\* litres to be precise – couldn't be easier. The cargo area simply folds flat for effortless loading.

### 2. 60/40 split folding rear seats

This perfect seat arrangement for flexible loading also comes in handy for carrying long items.

### 3. Boot capacity

Up to 543<sup>§</sup> litres of luggage volume, convenient luggage partition net and boot rails with movable hooks: everything to make transporting your items that little bit more effortless.

\* Avensis Touring Sports – VDA luggage capacity, rear seat down.

§ Avensis Touring Sports – VDA luggage capacity, rear seat up.

Model shown: Avensis Touring Sports – Mid+.



1.



2.



3.



Scan this page.  
See the versatile interior in action.

# PERFORMANCE OR EFFICIENCY?

## BE A WINNER IN BOTH

**Avensis' fuel-efficient, low-emission power trains are designed to meet all your needs.**

It's a powerful performer for long-distance journeys, the quick commute and anything in between. All combined with low running costs. In fact, the diesel engines feature Stop & Start technology to reduce emissions and fuel consumption even further. All the while, the finely tuned suspension and steering ensure responsive handling and excellent ride comfort.

Engine	Power	Fuel consumption*	CO <sub>2</sub> emissions*	Acceleration	Available on
<b>1.8 litre</b> Valvematic Petrol 6 M/T	<b>147</b> DIN hp	<b>6.0</b> l/100 km	<b>139</b> g/km	<b>9.4</b> seconds 0-100 km/h	<b>All grades</b>
<b>1.8 litre</b> Valvematic Petrol M/D S	<b>147</b> DIN hp	<b>5.9</b> l/100 km	<b>138</b> g/km	<b>10.4</b> seconds 0-100 km/h	<b>All grades</b>
<b>2.0 litre</b> Valvematic Petrol M/D S	<b>152</b> DIN hp	<b>6.2</b> l/100 km	<b>144</b> g/km	<b>10.0</b> seconds 0-100 km/h	<b>Mid, Mid+</b>
<b>1.6 litre</b> D-4D Diesel 6 M/T	<b>112</b> DIN hp	<b>4.2</b> l/100 km	<b>108</b> g/km	<b>11.4</b> seconds 0-100 km/h	<b>Entry, Mid, Mid+</b>
<b>2.0 litre</b> D-4D Diesel 6 M/T	<b>143</b> DIN hp	<b>4.5</b> l/100 km	<b>119</b> g/km	<b>9.5</b> seconds 0-100 km/h	<b>Mid, Mid+, Premium</b>

M/T = Manual transmission

M/D S = Multidrive S

Values based on Sedan.

\* Combined cycle.



Model shown: Avensis Touring Sports – Mid+.

# TOYOTA SAFETY SENSE

## KEEPING YOU IN SAFE HANDS



1.



2.



3.



4.

**In the Avensis, you're better protected than ever. Toyota Safety Sense adds advanced active safety systems for an even safer and more relaxed drive.**

Four active safety technologies, Pre-Collision System\*, Lane Departure Alert, Automatic High Beam and Road Sign Assist are at the heart of Toyota Safety Sense. On top of that, there is of course a wide range of innovative safety systems as standard. For more information on Avensis safety technologies, please refer to pages 50/51 or scan the QR code® on the page opposite.

### **1. Road Sign Assist**

Toyota Safety Sense's Road Sign Assist monitors the road signs ahead, displaying useful information such as the current speed limit or overtaking restrictions in clear view on the new colour TFT cockpit display. The system also provides a visual and acoustic warning if you are not following the road sign indication.

### **2. Lane Departure Alert**

Using a camera to detect the lane markings in the road ahead, Toyota Safety Sense's Lane Departure Alert will alert the driver with audible and visual warnings if the vehicle starts to deviate from its lane without the turn indicator being applied – the driver can then take corrective action.

### **3. Pre-Collision System\***

Toyota Safety Sense's Pre-Collision System uses a camera and laser to detect other vehicles in the road ahead. When the possibility of collision is detected the driver is alerted with audio and visual warnings and brake assistance is activated. If the driver fails to brake in time the brakes automatically engage to prevent or mitigate a collision.

### **4. Automatic High Beam**

Toyota Safety Sense's Automatic High Beam is designed to optimise visibility during night driving for all road users. A camera detects the lights of oncoming vehicles and leading traffic whilst also monitoring the brightness of street lights. It switches automatically between high and low beam for safer night-time driving.

\* Technical name: Pre-Crash Safety System.



Scan this QR code®.  
Find out more on  
Toyota Safety Sense.

# ENTRY

An impressive array of premium features are part and parcel of Entry grade: it includes 16" steel wheels and halogen headlamps. Inside, you'll enjoy the comfort of a steering wheel with integrated controls.

## Main features

- 16" machined-face alloy wheels (15-spoke)
- Piano Black upper front grille
- Chrome insert on upper front grille
- LED front light guide
- LED rear light guide
- Chrome window frame
- Shark-fin antenna
- Follow-me-home headlights
- Power-adjustable door mirrors
- Heated door mirrors
- Projector halogen headlamps
- Daytime running lights (LED type)
- Cruise Control
- Dark grey roof rails
- Black/grey fabric
- 3-spoke leather steering wheel
- Lunar Grey stitching on front console box
- Satin chrome centre air vent surrounds
- Satin chrome side air vent surrounds
- Fabric door trim
- Electric Power Steering (EPS)
- Electrochromatic rear-view mirror
- Manual air conditioning
- 60:40 split-folding (2nd row) rear seats
- Full-flat loading
- Boot underfloor storage
- Radio and CD player with WMA and MP3
- 6 speakers
- Aux-in connector
- Bluetooth® hands-free system





Scan this QR code®.  
Configure your  
Avensis.

# MID

Mid grade gives you a choice between black fabric seat trims with Lunar Grey or Golden Copper Alcantara® inserts. You will also enjoy a world of information and entertainment with Toyota Touch® 2. It features an intuitive 8" display and reversing camera for easy parking.

## Main features (additional to Entry)

- 17" machined-face alloy wheels (15-spoke)
- Privacy glass on rear windows
- Dusk sensor
- Rain sensor
- Power-retractable door mirrors
- Smart Entry & Start System
- Black fabric/Lunar Grey Alcantara® inserts
- Partial leather door trim
- Lunar Grey stitching on front door armrests
- Lunar Grey stitching on rear door armrests
- Lunar Grey stitching on front seats

- Lunar Grey stitching on rear seats
- Push-button start
- Rear-view camera display
- Static guide lines on rear-view camera display
- Dual-zone automatic air conditioning
- Power-adjustable lumbar support on driver seat
- Heated driver & front passenger seats
- Windshield de-icer
- Coloured TFT multi-information display
- 8" multimedia display
- Toyota Touch® 2 multimedia system

## Optional features

- Black fabric/Golden Copper Alcantara® inserts
- Golden Copper stitching on front console box
- Golden Copper stitching on front door armrests
- Golden Copper stitching on rear door armrests
- Golden Copper stitching on front seats
- Golden Copper stitching on rear seats
- Toyota Touch® 2 with Go navigation system
- Wi-Fi connectivity





# MID+

Mid+ grade offers a refined interior available in black leather with Luna Grey or Golden Copper Alcantara® inserts. On the exterior, you'll notice stylish design elements like the full LED headlamps with light guides and cornering function, 17" machined alloys as well as privacy glass.

## Main features (additional to Entry)

- 17" machined-face alloy wheels (15-spoke)
- Privacy glass on rear windows
- Dusk sensor
- Rain sensor
- Power-retractable door mirrors
- Smart Entry & Start System
- Black leather/Lunar Grey Alcantara® inserts
- Partial leather door trim
- Lunar Grey stitching on front door armrests
- Lunar Grey stitching on rear door armrests
- Lunar Grey stitching on front seats
- Lunar Grey stitching on rear seats
- Push-button start
- Rear-view camera display
- Static guide lines on rear-view camera display
- Dual-zone automatic air conditioning
- Power-adjustable lumbar support on driver seat
- Heated driver & front passenger seats
- Windshield de-icer
- Coloured TFT multi-information display
- 8" multimedia display
- Toyota Touch® 2 multimedia system

## Optional features

- Black fabric/Golden Copper Alcantara® inserts
- Golden Copper stitching on front console box
- Golden Copper stitching on front door armrests
- Golden Copper stitching on rear door armrests
- Golden Copper stitching on front seats
- Golden Copper stitching on rear seats
- Toyota Touch® 2 with Go navigation system
- Wi-Fi connectivity





# PREMIUM

Our top grade combines premium comfort features with the highest level of smart technology. The Smart Entry & Start System allows you to open the door without unlocking it with your key. The sumptuous leather seats can be heated and electrically adjusted with the memory function\*. A 10-speaker audio system is also standard, while the Avensis Touring Sports adds Toyota Skyview® to this extensive equipment list.

## Main features (additional to Mid)

- 18" bi-tone dark grey & machined-face alloy wheels (20-spoke)
- Aluminium door scuff plates
- Black leather
- Dark beige stitching on front console box
- Dark beige stitching on front door armrests
- Dark beige stitching on rear door armrests
- Dark beige stitching on front seats
- Power-sliding driver seat
- Power-sliding front passenger seat
- Power-reclining driver seat
- Power-reclining front passenger seat
- Power height-adjustable driver seat
- Power height-adjustable front passenger seat
- Memory function on driver seat
- Power-tilting cushion on driver seat
- Luggage partition net
- Toyota Touch® 2 with Go navigation system
- 10 speakers
- Wi-Fi connectivity
- Voice recognition



\* Driver's seat only.



# ACCESSORY PACKS

**Toyota accessory packs offer a great value way of customising your Avensis. Each pack is themed around a carefully chosen range of complementary accessories.**



## **Value protection pack**

All the accessories in the pack help maintain the residual value of your car by providing an extra layer of protection to keep it looking as good as new for longer.

To assist you in avoiding accidental scrapes, the Toyota parking aid system has in-car warning beepers that make parking even easier. The pack also includes door handle protection film and a stylish metal rear bumper protection plate to guard against paintwork scratching and, for the interior, a reversible trunk mat\* to protect the trunk carpets.

## **Chrome pack**

With the chrome pack you make a statement about individual style and personality. It adds those extra touches that give your Avensis even more appeal.

The chrome pack introduces customised styling details all around your car. There's a chrome garnish for the front bumper, chrome

Pack accessories are available individually. Please contact your Toyota retailer for details.



sills to emphasise the lower side contours, a chrome garnish for the lower trunk edge, and a chrome finisher that turns the exhaust pipe into an eye-catching design feature.



#### **Business pack**

The Avensis business pack gives you higher levels of communication productivity and flexibility with its combination of navigation and mobile Wi-Fi.

Toyota Touch® 2 with Go Plus enhances the Toyota Touch® 2 media system already fitted in your car by adding pan-European navigation, extra travel features and the facility to download apps such as TomTom real-time traffic, fuel costs, parking spaces, Coyote and on-line search. The Toyota Hotspot<sup>§</sup> provides mobile connectivity for Toyota Touch® 2 with Go Plus and up to nine other Wi-Fi devices simultaneously, including phones, tablets and laptops.

\* Avensis Touring Sports only.

<sup>§</sup> Toyota Hotspot will be available as of January 2018.

# ACCESSORIES

**Genuine Toyota accessories are about individuality. With choices for extra style, practicality and innovation, they give you freedom to tailor your Avensis for your way of living.**



## **Cargo net, horizontal**

Clips onto hooks in the trunk and is ideal for preventing briefcases or bags sliding around.

## **Cargo net, vertical**

Attaches to the trunk sides and has pockets to store smaller items while keeping them easily accessible.

## **Cargo manager**

Slots into your car's trunk floor rails to help secure cargo. For the Avensis Touring Sports with trunk rails only.

## **Foldable storage box**

Folds flat when not in use, but opens out to provide tidy storage for picnic or travel essentials.

Visit [www.toyota-europe.com](http://www.toyota-europe.com) or pick up a brochure at your local Toyota retailer for details of the full accessories range.



Scan this QR code®.  
Personalise your  
Avensis.



#### **Moving load floor**

Glides along your car's trunk floor rails to help you move heavier loads into the trunk space. For the Avensis Touring Sports with trunk rails only.

#### **Trunk liner**

Made of tough flexible black plastic with raised edges to protect the trunk carpet against mud, sand and dirt.

#### **Toyota parking aid**

To make parking even easier, sensors in the front and/or rear bumpers link with in-car beepers to warn of obstacles in your way. Cancellation switches allow the beepers to be turned off when not required.

# COLOURS



SPORTS



**040 Pure White**



**1G2 Platinum Bronze<sup>5</sup>**



**209 Night Sky Black<sup>5</sup>**



**070 Pearl White\***



**1F7 Ultra Silver<sup>§</sup>**



**1G3 Ash Grey<sup>§</sup>**



**1G6 Granite Grey<sup>§</sup>**



**1H5 Manhattan Grey<sup>§</sup>**



**3T3 Tokyo Red\***



**8T5 Dark Blue<sup>§</sup>**

\* Pearlescent paint.

<sup>§</sup> Metallic paint.

# WHEELS



**16" machined-face alloy  
wheels (15-spoke)**  
Standard on Entry



**17" machined-face alloy  
wheels (15-spoke)**  
Standard on Mid, Mid+



**18" bi-tone dark grey & machined-face alloy wheels (20-spoke)**  
Standard on Premium



**16" winter alloy wheels**  
Optional on all grades



**17" black machined-face alloy wheels**  
Optional on all grades



**17" silver alloy wheels**  
Optional on all grades

# SEAT TRIMS



**Black/grey fabric**  
Standard on Entry



**Black fabric/Lunar Grey  
Alcantara® inserts**  
Standard on Mid



**Black fabric/Golden Copper  
Alcantara® inserts**  
Standard on Mid



**Black leather/Lunar Grey  
Alcantara® inserts**  
Standard on Mid+



**Black leather/Golden Copper  
Alcantara® inserts**  
Standard on Mid+



**Black leather**  
Standard on Premium

# SPECIFICATIONS

ENVIRONMENTAL PERFORMANCE		1.8l Valvematic Petrol 6 M/T	1.8l Valvematic Petrol M/D S	2.0l Valvematic Petrol M/D S	1.6l D-4D Diesel 6 M/T	2.0l D-4D Diesel 6 M/T
<b>Fuel consumption (applicable legislation)</b>						
Combined driving (litres/100 km)	Wagon 5-door	6.1*/6.2 <sup>§</sup> /6.5°	6.0/6.4°	6.4	4.2	4.6/4.8°
	Sedan 4-door	6.0/6.5°	5.9*/6.1 <sup>§</sup> /6.4°	6.2	4.2	4.5/4.8°
Urban driving (litres/100 km)	Wagon 5-door	8.1*/8.3 <sup>§</sup> /8.5°	8.0*/8.3 <sup>§</sup> /8.4°	8.7	5.1	5.7/5.9°
	Sedan 4-door	8.1/8.5°	8.0*/8.1 <sup>§</sup> /8.4°	8.4	5.1	5.7/5.9°
Extra urban driving (litres/100 km)	Wagon 5-door	4.9*/5.0 <sup>§</sup> /5.2°	4.8/5.2°	5.1	3.7/3.8 <sup>§</sup>	4.0/4.1°
	Sedan 4-door	4.9/5.2°	4.8*/4.9 <sup>§</sup> /5.2°	5.0	3.6/3.7 <sup>§</sup>	3.8/4.1°
Recommended fuel grade		95 unleaded petrol or higher	95 unleaded petrol or higher	95 unleaded petrol or higher	48 cetane diesel or higher	48 cetane diesel or higher
Fuel tank capacity (litres)		60	60	60	60	60
<b>Carbon dioxide, CO<sub>2</sub> (applicable legislation)</b>						
Combined driving (g/km)	Wagon 5-door	140*/143 <sup>§</sup> /149°	139*/142 <sup>§</sup> /148°	148	109/110 <sup>§</sup>	120/124°
	Sedan 4-door	139/140/149	138/140/148	144	108/109 <sup>§</sup>	119/124°
Urban driving (g/km)	Wagon 5-door	188*/191 <sup>§</sup> /196°	185*/194 <sup>§</sup> /195°	200	131	148/153°
	Sedan 4-door	187/189/196	185/187/195	194	131	148/153°
Extra urban driving (g/km)	Wagon 5-door	113*/116 <sup>§</sup> /121°	112/122°	118	97/99 <sup>§</sup>	104/107°
	Sedan 4-door	112/121°	111*/114 <sup>§</sup> /122°	116	95/97 <sup>§</sup>	102/107°
<b>Exhaust emissions (regulation EC/715/2007 as amended by EC 2015/45W)</b>						
Euro class		EURO 6 W	EURO 6 W	EURO 6 W	EURO 6 W	EURO 6 W
Carbon monoxide, CO (mg/km)		374.9	263.6	297.7	235.1	193.1
Hydrocarbons, THC (mg/km)		36.1	44.0	38.9	–	–
Hydrocarbons, NMHC (mg/km)		32.4	40.2	35.6	–	–
Nitrogen Oxides, NOx (mg/km)		9.6	13.2	12.3	18.6	23.9
Hydrocarbons, THC & Nitrogen Oxides, NOx (mg/km)		–	–	–	42.6	43.9
Smoke particulates (mg/km)		–	–	–	0.37	1.03
Sound level drive by (dB(A))		71	72	71	70	72

The fuel consumption, CO<sub>2</sub> and noise values are measured in a controlled environment on a basic production vehicle, in accordance with the requirements of European law published by the European Commission. For further information, or if you are interested in buying a basic production vehicle, please contact Toyota Motor Europe NV/SA. The fuel consumption and CO<sub>2</sub> values of your vehicle may vary from those measured. Driving behaviour as well as other factors (such as road conditions, traffic, vehicle condition, installed equipment, load, number of passengers, ...) play a role in determining a car's fuel consumption and CO<sub>2</sub> emissions.

<b>ENGINE</b>	<b>1.8 l Valvematic Petrol 6 M/T</b>	<b>1.8 l Valvematic Petrol M/D S</b>	<b>2.0 l Valvematic Petrol M/D S</b>	<b>1.6 l D-4D Diesel 6 M/T</b>	<b>2.0 l D-4D Diesel 6 M/T</b>
Engine code	2ZR-FAE	2ZR-FAE	3ZR-FAE	1WW	2WW
Number of cylinders	4, in line	4, in line	4, in line	4, in line	4, in line
Valve mechanism	DOHC 16-valve Valvematic	DOHC 16-valve Valvematic	DOHC 16-valve Valvematic	16-valve DOHC, chain drive with Hydraulic Valve Clearance Compensation (HVCC)	16-valve DOHC, chain drive with Hydraulic Valve Clearance Compensation (HVCC)
Fuel system	EFI	EFI	EFI	Common rail	Common rail
Displacement (cc)	1798	1798	1987	1598	1995
Bore x stroke (mm x mm)	80.5 x 88.3	80.5 x 88.3	80.5 x 97.6	78.0 x 83.6	84.0 x 90.0
Compression ratio	10.7 : 1	10.7 : 1	10.5 : 1	16.5 : 1	16.5 : 1
Maximum power output (DIN hp)	147	147	152	112	143
Maximum power output (kW/rpm)	108/6400	108/6400	112/6200	82/4000	105/4000
Maximum torque (Nm/rpm)	180/4000	180/4000	196/4000	270/1750–2250	320/1750–2250

<b>PERFORMANCE</b>		<b>1.8 l Valvematic Petrol 6 M/T</b>	<b>1.8 l Valvematic Petrol M/D S</b>	<b>2.0 l Valvematic Petrol M/D S</b>	<b>1.6 l D-4D Diesel 6 M/T</b>	<b>2.0 l D-4D Diesel 6 M/T</b>
Maximum speed (km/h)	Wagon 5-door	200	200	200	185	200
	Sedan 4-door	200	200	205	185	200
0–100 km/h (secs)	Wagon 5-door	9.7	10.7	10.3	11.7	9.8
	Sedan 4-door	9.4	10.4	10.0	11.4	9.5
Drag coefficient	Wagon 5-door	0.29	0.29	0.29	0.29	0.29
	Sedan 4-door	0.28	0.28	0.28	0.28	0.28

**SUSPENSION**

Front	MacPherson Strut
Rear	Double wishbone

**BRAKES**

Front	Ventilated disc
Rear	Disc

M/T = Manual transmission

M/D S = Multidrive S

\* Entry.

‡ Mid, Mid+.

° Premium.

# SPECIFICATIONS

## LOAD CAPACITY

		1.81 Valvematic Petrol 6 M/T*	1.81 Valvematic Petrol M/D S*	2.01 Valvematic Petrol M/D S*	1.61 D-4D Diesel 6 M/T*	2.01 D-4D Diesel 6 M/T*
Luggage capacity (up to tonneau cover) (litres)	Wagon 5-door			543		
	Sedan 4-door			509		
5 seats up: belt line (litres)	Wagon 5-door			543		
	Sedan 4-door			509		
2 seats up: belt line (litres)				1609		

## DIMENSIONS & WEIGHTS

		1.81 Valvematic Petrol 6 M/T*	1.81 Valvematic Petrol M/D S*	2.01 Valvematic Petrol M/D S*	1.61 D-4D Diesel 6 M/T*	2.01 D-4D Diesel 6 M/T*
Exterior length (mm)	Wagon 5-door			4820		
	Sedan 4-door			4750		
Exterior width (mm)				1810		
Exterior height (mm)				1480		
Front tread (mm)				1550		
Rear tread (mm)				1540		
Front overhang (mm)				980		
Rear overhang (mm)	Wagon 5-door			1100		
	Sedan 4-door			1030		
Wheelbase (mm)				2700		
Turning circle – tyre (m)				5.4		
Interior length (mm)				1959		
Interior width (mm)				1508		
Interior height (mm)				1180		
Luggage overall width (mm)	Wagon 5-door			1550		
	Sedan 4-door			1470		
Luggage overall height (mm)	Wagon 5-door			765		
	Sedan 4-door			530		
Luggage overall length, rear seat down (mm)	Wagon 5-door			1105		
	Sedan 4-door			960		
VDA luggage capacity, up to tonneau cover, rear seat up (litres)	Wagon 5-door			543		
	Sedan 4-door			509		



1550 mm

1810 mm



1030 mm

2700 mm

980 mm

4750 mm

1480 mm



1540 mm

1810 mm



1550 mm

1810 mm



1100 mm

2700 mm

980 mm

4820 mm

1480 mm



1540 mm

1810 mm

\* Values shown apply to all engines.

# SPECIFICATIONS

DIMENSIONS & WEIGHTS		1.8l Valvematic Petrol 6 M/T	1.8l Valvematic Petrol M/D S	2.0l Valvematic Petrol M/D S	1.6l D-4D Diesel 6 M/T	2.0l D-4D Diesel 6 M/T
Gross vehicle weight (kg)		2000	2020	2050	2040	2100
Kerb weight (kg)	Wagon 5-door Sedan 4-door	1390-1515 1360-1445	1410-1535 1380-1465	1450-1550 1420-1485	1485-1610 1455-1545	1490-1610 1460-1550
Towing capacity with brakes (kg)		1500	1600	1800	1600	1800
Towing capacity without brakes (kg)		500	500	500	500	500

WHEELS	Entry	Mid	Mid+	Premium
16" machined-face alloy wheels (15-spoke)	●	—	—	—
17" machined-face alloy wheels (15-spoke)	—	●	●	—
18" bi-tone dark grey & machined-face alloy wheels (20-spoke)	—	—	—	●
Tyre repair kit	—	— <sup>*</sup>	○ <sup>§</sup>	●
Temporary spare wheel	●	● <sup>**</sup>	● <sup>§§</sup>	—

● = Standard    ○ = Optional    — = Not available

<sup>\*</sup> Standard on 2.0l Valvematic Sedan 4-door M/D S.

<sup>§</sup> Not available on 1.8l Valvematic Wagon 5-door M/D S, 1.8l Valvematic Sedan 4-door M/D S.

<sup>§</sup> Standard on 2.0l Valvematic Wagon 5-door M/D S, 2.0l Valvematic Sedan 4-door M/D S.

<sup>\*\*</sup> Not available on 2.0l Valvematic Sedan 4-door M/D S.

<sup>§§</sup> Not available on 2.0l Valvematic Wagon 5-door M/D S, 2.0l Valvematic Sedan 4-door M/D S.

# EQUIPMENT

EXTERIOR STYLING	Entry	Mid	Mid+	Premium
Piano Black upper front grille	●	●	●	●
Chrome insert on upper front grille	●	●	●	●
Piano Black insert on license plate	●	●	●	●
LED front light guide	●	●	●	●
LED rear light guide	●	●	●	●
Body-coloured front bumper	●	●	●	●
Body-coloured rear bumper	●	●	●	●
Rear spoiler (Touring Sports only)	●	●	●	●
Body-coloured door mirrors	●	●	●	●
Body-coloured door handles	●	●	●	●
Chrome window frame	●	●	●	●
Privacy glass on rear windows	—	●	●	●
Black centre pillar design	●	●	●	●
Glass-integrated antenna (Sedan only)	●	●	●	●
Shark-fin antenna (Touring Sports only)	●	●	●	●
Roof antenna (Touring Sports only)	●	●	●	●
Rear passenger window antenna (Sedan only)	●	●	●	●

# EQUIPMENT

## EXTERIOR COMFORT

	Entry	Mid	Mid+	Premium
Follow-me-home headlights	●	●	●	●
Headlight cut-off reminder	●	●	●	●
Dusk sensor	—	●	●	●
Rain sensor	—	●	●	●
Power-adjustable door mirrors	●	●	●	●
Heated door mirrors	●	●	●	●
Power-retractable door mirrors	—	●	●	●
Remote door lock	●	●	●	●
Smart Entry & Start System	—	●	●	●
Boot door release with key	●	●	●	●
Toyota Skyview® (Touring Sports only)	—	●	●	●

## INTERIOR STYLING

	Entry	Mid	Mid+	Premium
3-spoke leather steering wheel	●	●	●	●
Satin chrome rings on analogue speedometer	●	●	●	●
Black centre console	●	●	●	●
Leather gear shift knob	●	●	●	●
Satin chrome insert on gear shift knob	●	●*	● <sup>5</sup>	●
Chrome gear shift surround on centre console	— <sup>0</sup>	—**	— <sup>55</sup>	— <sup>0</sup>
Satin chrome gear shift surround on centre console	● <sup>00</sup>	●***	● <sup>555</sup>	● <sup>00</sup>
Electronic parking brake	●	●	●	●
Dark beige stitching on front console box	—	—	—	●
Lunar Grey stitching on front console box	●	●*	● <sup>5</sup>	—
Golden Copper stitching on front console box	—	○ <sup>000</sup>	○ <sup>5555</sup>	—
Satin chrome insert on front cup holders	●	●	●	●
Soft-touch texture on upper dashboard	●	●	●	●
Satin chrome center air vent surrounds	●	●	●	●

● = Standard    ○ = Optional    — = Not available

INTERIOR STYLING	Entry	Mid	Mid+	Premium
Satin chrome side air vent surrounds	●	●	●	●
Fabric door trim	●	—	—	—
Partial leather door trim	—	●	●	●
Dark beige stitching on front door armrests	—	—	—	●
Lunar Grey stitching on front door armrests	—	●*	●§	—
Golden Copper stitching on front door armrests	—	○ <sup>ooo</sup>	○ <sup>****</sup>	—
Satin chrome interior door handles	●	●	●	●
Dark beige stitching on rear door armrests	—	—	—	●
Lunar Grey stitching on rear door armrests	—	●*	●§	—
Golden Copper stitching on rear door armrests	—	○ <sup>ooo</sup>	○ <sup>****</sup>	—
Dark beige stitching on front seats	—	—	—	●
Lunar Grey stitching on front seats	—	●*	●§	—
Golden Copper stitching on front seats	—	○ <sup>ooo</sup>	○ <sup>****</sup>	—
Dark beige stitching on rear seats	—	—	—	●
Lunar Grey stitching on rear seats	—	●*	●§	—
Golden Copper stitching on rear seats	—	○ <sup>ooo</sup>	○ <sup>****</sup>	—

INTERIOR COMFORT	Entry	Mid	Mid+	Premium
Push-button start	—	●	●	●
Analogue speedometer	●	●	●	●
Analogue tachometer	●	●	●	●
Manual tilt steering wheel	●	●	●	●
Manual telescopic steering wheel	●	●	●	●

\* Not available on 2.0l Valvematic Sedan 4-door M/D S. § Not available on 2.0l Valvematic Wagon 5-door M/D S, 2.0l Valvematic Sedan 4-door M/D S. ° Standard on 1.8l Valvematic Wagon 5-door M/D S, 1.8l Valvematic Sedan 4-door M/D S. \*\* Standard on 1.8l Valvematic Wagon 5-door M/D S, 1.8l Valvematic Sedan 4-door M/D S, 2.0l Valvematic Sedan 4-door M/D S. §§ Standard on 1.8l Valvematic Wagon 5-door M/D S, 2.0l Valvematic Wagon 5-door M/D S, 1.8l Valvematic Sedan 4-door M/D S, 2.0l Valvematic Sedan 4-door M/D S. °° Not available on 1.8l Valvematic Wagon 5-door M/D S, 1.8l Valvematic Sedan 4-door M/D S. \*\*\* Not available on 1.8l Valvematic Wagon 5-door M/D S, 1.8l Valvematic Sedan 4-door M/D S, 2.0l Valvematic Sedan 4-door M/D S. §§§ Not available on 1.8l Valvematic Wagon 5-door M/D S, 2.0l Valvematic Wagon 5-door M/D S, 1.8l Valvematic Sedan 4-door M/D S, 2.0l Valvematic Sedan 4-door M/D S. °°° Standard on 2.0l Valvematic Sedan 4-door M/D S. \*\*\*\* Standard on 2.0l Valvematic Wagon 5-door M/D S, 2.0l Valvematic Sedan 4-door M/D S.

# EQUIPMENT

## INTERIOR COMFORT

	Entry	Mid	Mid+	Premium
Electric Power Steering (EPS)	●	●	●	●
Paddle shifts	—	—	—	—*
Electrochromatic rear-view mirror	●	●	●	●
Rear-view camera display	—	●	●	●
Static guide lines on rear-view camera display	—	●	●	●
Manual air conditioning	●	—	—	—
Dual-zone automatic air conditioning	—	●	●	●
Pollen air filter	●	●	●	●
Clean air filter	●	●	●	●
Sliding armrest on front console box	●	●	●	●
(Fabric) rear armrest	●	—	—	—
Leather rear armrest	—	●	●	●
Power-sliding driver seat	—	—	—	●
Power-sliding front passenger seat	—	—	—	●
Power-reclining driver seat	—	—	—	●
Power-reclining front passenger seat	—	—	—	●
Manually height-adjustable driver seat	●	●	●	—
Power height-adjustable driver seat	—	—	—	●
Power height-adjustable front passenger seat	—	—	—	●
Power-adjustable lumbar support on driver seat	—	●	●	●
Memory function on driver seat	—	—	—	●
Power tilting cushion on driver seat	—	—	—	●
Heated driver & front passenger seats	—	● <sup>5</sup>	● <sup>0</sup>	●
60:40 split-folding (2nd row) rear seats	●	●	●	●
Front power windows	●	●	●	●
Rear power windows	—	●	●	●
Auto up & down function on all power windows	●	●	●	●
UV-filter on driver & front passenger windows	●	●	●	●
UV-filter on rear windows	●	●	●	●

INTERIOR COMFORT	Entry	Mid	Mid+	Premium
Windshield de-icer	—	● <sup>5</sup>	● <sup>°</sup>	●
Driver & front passenger personal lamps	●	●	●	●
Rear passenger personal lamps	●	●	●	●
Boot lamp	●	●	●	●
Foot lamp	—	—	—	●
Illuminated entry system	●	●	●	●
Door courtesy lamp	●	●	●	●
Front overhead assist grips	●	●	●	●
Rear overhead assist grips	●	●	●	●
Lamp on driver sun visor	●	●	●	●
Lamp on passenger sun visor	●	●	●	●
Mirror on driver sun visor	●	●	●	●
Mirror on passenger sun visor	●	●	●	●
Front 12V power outlet	●	●	●	●
Power door lock	●	●	●	●
Speed-detecting automatic door lock	●	●	●	●
Child safety door lock	—	●	●	●
Key reminder warning	●	●	●	●
Black on Blue multi-information display	●	—	—	—
Coloured TFT multi-information display	—	●	●	●
4.2" screen for multi-information display	—	●	●	●
Gear Shift Indicator (GSI)	●	●	●	●
Speed limiter switch on steering wheel	●	●	●	●
Lane Departure Alert switch on steering wheel	—	●	●	●
Audio switches on steering wheel	●	●	●	●
Multimedia switches on steering wheel	●	●	●	●

● = Standard    ○ = Optional    — = Not available    M/D S = Multidrive S

\* Standard on 1.8l Valvematic Wagon 5-door M/D S, 1.8l Valvematic Sedan 4-door M/D S.

° Not available on 2.0l Valvematic Wagon 5-door M/D S, 2.0l Valvematic Sedan 4-door M/D S.

§ Not available on 2.0l Valvematic Sedan 4-door M/D S.

# EQUIPMENT

STORAGE	Entry	Mid	Mid+	Premium
Front console box	●	●	●	●
Lid on front console box	●	●	●	●
Glovebox lamp	●	●	●	●
Front door pockets	●	●	●	●
Rear door pockets	●	●	●	●
Rear bottle holders	—	●	●	●
Front bottle holders	—	●	●	●
0.5 litre bottle holder	—	●	●	●
Front cup holders	●	●	●	●
Rear cup holders	●	●	●	●
Rear passenger coat hooks (2)	●	●	●	●
Ticket holder on driver sun visor	●	●	●	●
Driver & passenger seatback pockets	—	●	●	●
Ski-hatch	—	●	●	●
Retractable tonneau cover	●	●	●	●
Full-flat loading	●	●	●	●
Boot underfloor storage	●	●	●	●
Luggage partition net (Touring Sports only)	—	—	—	●
Luggage utility rail (Touring Sports only)	—	—	●	●
Luggage holding belt (Touring Sports only)	—	—	●	●

MULTIMEDIA	Entry	Mid	Mid+	Premium
8" multimedia display	—	●	●	●
Radio and CD player with WMA and MP3	●	—	—	—
Toyota Touch® 2 multimedia system	—	●	●	●
Toyota Touch® 2 with Go navigation system	—	○*	○ <sup>§</sup>	●
6 speakers	●	●	●	—
10 speakers	—	—	—	●
Aux-in connector	●	●	●	●
USB connector	●	●	●	●
Bluetooth® hands-free system	●	●	●	●
Wi-Fi connectivity	—	○*	○ <sup>§</sup>	●
Voice recognition	—	—	—	●

● = Standard    ○ = Optional    — = Not available    M/D S = Multidrive S

\* Standard on 2.0 l Valvematic Sedan 4-door M/D S.

<sup>§</sup> Standard on 2.0 l Valvematic Wagon 5-door M/D S, 2.0 l Valvematic Sedan 4-door M/D S.

# EQUIPMENT

## SAFETY

	Entry	Mid	Mid+	Premium
Pre-Collision System	●	●	●	●
Lane Departure Alert	—	●	●	●
Automatic High Beam	—	●	●	●
Road Sign Assist	—	●	●	●
Anti-lock Braking System (ABS)	●	●	●	●
Brake Assist (BA)	●	●	●	●
Emergency Brake-light Signal (EBS)	●	●	●	●
LED rear brake lights	●	●	●	●
Rear combination lamps (LED type)	●	●	●	●
Projector halogen headlamps	●	●*	—	—
LED headlamps	—	—§	●	●
Adaptive Front light System (AFS)	—	—	—	●
Automatic headlamp levelling	—	—§	●	●
Headlamp cleaners	—	—	—	●
Front fog lamps	●	●	●	●
Daytime running lights (LED type)	●	●	●	●
Cornering lights	—	—§	●	●
Turning signal integrated in door mirrors	●	●	●	●
Adjustable Speed Limiter (ASL)	●	●	●	●
Rear-view camera	—	●	●	●
Cruise Control	●	●	●	●
Vehicle Stability Control Plus (VSC+)	●	●	●	●

## SAFETY

	Entry	Mid	Mid+	Premium
Traction Control (TRC)	●	●	●	●
Hill-start Assist Control (HAC)	●	●	●	●
Tyre Pressure Warning System (TPWS)	●	●	●	●
Immobiliser	●	●	●	●
Front seat belt reminder	●	●	●	●
Rear seat belt reminder	●	●	●	●
Pre-tensioners and force limiters	●	●	●	●
Supplemental Restraint System (SRS) airbags – 7 airbags	●	●	●	●
Front passenger airbag on/off switch	●	●	●	●
ISOFIX seat fixing	●	●	●	●
Driver & front passenger Whiplash Injury Lessening (WIL) seats	●	●	●	●
Rear headrests (3)	●	●	●	●

## PERFORMANCE, TRANSPORT &amp; PROTECTION

	Entry	Mid	Mid+	Premium
Single exhaust pipe	●	●	●	●
Stop & Start System	–	●	●	●
Dark grey roof rails (Touring Sports only)	●	●	●	●
Aluminium door scuff plates	–	–	–	●

● = Standard    ○ = Optional    – = Not available

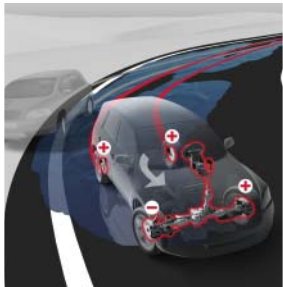
M/D S = Multidrive S

\* Not available on 2.0i Valvematic Sedan 4-door M/D S.

\* Standard on 2.0i Valvematic Sedan 4-door M/D S.

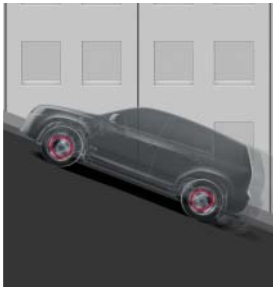
# GLOSSARY

Discover more about the Avensis technology.



## Vehicle Stability Control Plus (VSC+)

VSC+ helps to maintain stability and prevent skidding when turning sharply or cornering on slippery surfaces. Whenever the start of a skid is detected, it automatically activates individual brakes and controls engine output. In addition, it applies steering assistance to make it easier to get back on course.



## Hill-start Assist Control (HAC)

HAC helps to ensure a smooth start on steep inclines by applying the brakes for up to 2 seconds after the brake pedal is released. This prevents the vehicle from rolling back. It is activated by pushing the brake pedal harder after stopping as long as the transmission shift lever is in any forward gear position.



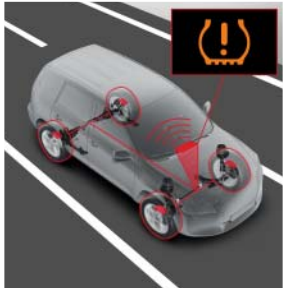
## Traction Control (TRC)

If you accelerate too hard and cause the drive wheels to lose grip and begin spinning, TRC will automatically reduce engine power and control brake force to help restore traction.




## Rain sensor

The automatic rain sensor instantly sets the appropriate wiper speed and intervals.




## Tyre Pressure Warning System (TPWS)

The system features a sensor valve within each wheel to constantly monitor tyre air pressure. These sensors link with a dashboard indicator that illuminates to warn you if the pressure falls below the recommended level. By doing so, the system contributes to safer driving, better tyre wear and greater fuel efficiency.



## Dusk sensor

The dusk sensor monitors light levels and automatically switches on the headlights when the light is low.



### Adaptive Front light System (AFS)

AFS adjusts the direction of the headlights when approaching a bend in the road, pre-empting the vehicle's path by three seconds.



### Smart Entry & Start System

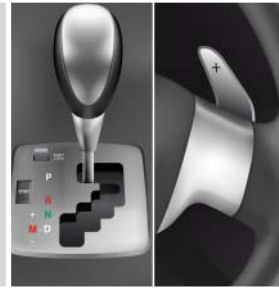
Instead of a conventional key, the Smart Entry & Start System features a transmitter that allows you to unlock the doors by pulling the handle and lock them again by pressing a button. To start or stop the engine, simply press the Start/Stop button. All you need to do is carry the Smart Entry key in your pocket or handbag.



### Toyota Safety Sense

Toyota Safety Sense adds advanced active safety systems for an even safer and more relaxed drive. Four active technologies – Pre-Collision System\*, Lane Departure Alert, Automatic High Beam and Road Sign Assist are at the heart of Toyota Safety Sense.

\* Technical name: Pre-Crash Safety System.




### Multidrive S

Continuously Variable Transmission (CVT) combines the smoothness of an automatic transmission gearbox with the fuel economy of a manual transmission. By seamlessly adjusting the pulley ratio, Multidrive S delivers the most fuel-efficient performance. It also offers an additional sport option. This engaging experience is delivered through a simulated sequential 7-speed manual mode; change gears using the steering wheel-mounted paddle shifts.



### Follow-me-home headlights

Activated by the driver for added safety and practicality at night, the headlights remain lit for 30 seconds after parking your car to illuminate your path to the front door.



### Supplemental Restraint System (SRS) – 7 airbags

This model is fitted with seven airbags. They include driver's knee airbag, SRS airbags for both driver and passenger, side airbags for the front seats, and SRS curtain shield airbags covering both the front and rear seat passengers.

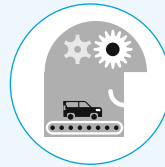


## Complete peace of mind with Toyota



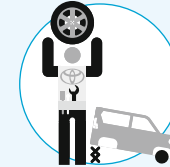
### Quality Service

Your Toyota retailer will advise you on your car's service requirements. It will need a Health & Safety check at least once every 2 years/30,000 km (whichever comes sooner). An intermediate check is necessary every year or 15,000 km.




### Low Maintenance Costs

All Toyota vehicles are designed and engineered to minimise your maintenance costs. This includes fewer parts that require servicing and, equally important, is that Toyota vehicle technology is made easily accessible so that maintenance labour time is less and pricing is competitive.



### Genuine Parts

Providing the reassurance of Toyota quality, only genuine and approved components are used on your vehicle. If the vehicle is damaged, its design helps minimise the cost of repair because the most expensive-to-replace parts are deliberately located away from common damage zones. The result is ultimately less expense for parts and labour.



### Genuine Accessories

Toyota genuine accessories are designed and manufactured with the same care, quality and attention to detail as Toyota vehicles. Adding a touch of style, comfort, convenience and practicality, they are tested for exceptional durability to enhance the enjoyment of your new car. All accessories are covered by a 3-year warranty when purchased together with the vehicle\*.



### Comprehensive Warranty

Every new Toyota comes with a 3-year/100,000 km vehicle warranty, which covers any defect caused by a manufacturing fault. Transport to the nearest authorised Toyota repairer will also be covered. In addition, a 3-year/unlimited mileage paint warranty protects against defects and surface rust caused by a manufacturing fault. Every new Toyota is covered by a 12-year anti-corrosion warranty (not valid for commercial vehicles) against perforation of body panels caused by a manufacturing fault in materials or workmanship.



### Toyota Eurocare

Enjoy peace of mind driving with complimentary Toyota Eurocare roadside assistance in 40 European countries for 3 years<sup>§</sup>. If you experience a problem with your vehicle, Toyota Eurocare offers several possibilities to keep you on the road.



### Added Security

Toyota's comprehensive security system withstands the insurance industry's rigorous 5-minute attack test. The alarm system and engine immobiliser are approved by all of Europe's major insurance companies.

\* Check with your retailer for specific warranty details. <sup>§</sup> Belgium 5 years/Portugal and Denmark 1 year.

## Toyota Environmental Challenge 2050

Toyota has set out 6 environmental challenges to be completed by 2050. The objective being to achieve sustainable development together with society.




### Challenge 1

New Vehicle – Zero CO<sub>2</sub> Emissions Challenge.



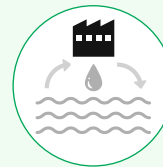
### Challenge 2

Life Cycle – Zero CO<sub>2</sub> Emissions Challenge.



### Challenge 3

Plant – Zero CO<sub>2</sub> Emissions Challenge.



### Challenge 4

Challenge of Minimising and Optimising Water Usage.



### Challenge 5

Challenge of Establishing a Recycling-based Society and Systems.

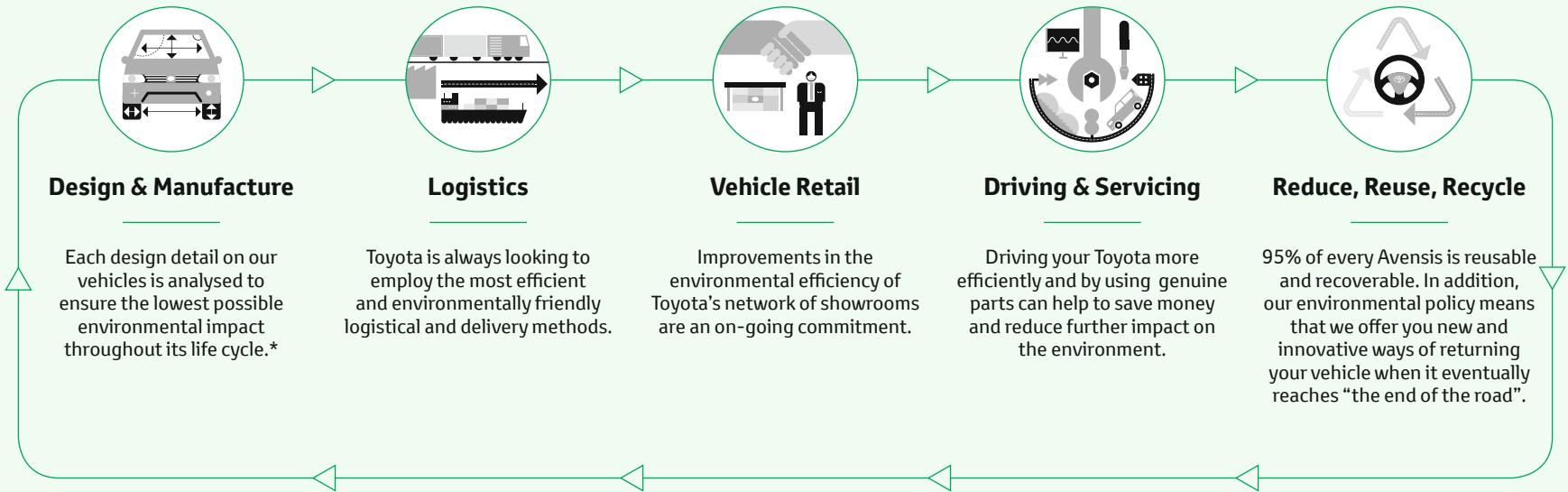


### Challenge 6

Challenge of Establishing a Future Society in Harmony with Nature.

# Toyota's lifecycle approach to Environmental Issues

Toyota has been working on developing sustainable mobility for many years, driven by our vision of zero emissions and zero waste.



\* The Life Cycle Analysis for the Toyota Avensis (engine type 1WW) compared to an equivalent model, shows a reduction in emissions of the following pollutants; 23% in CO<sub>2</sub> (Carbon Dioxide), 43% in NO<sub>x</sub> (Nitrogen Oxide), 49% in PM (Particulate Matter) and 30% in NMHC (Non-Methane Hydrocarbons).

Toyota's LCA methodology, which is applied to our passenger vehicles was reviewed and approved by TÜV Rheinland and has been certified to comply with ISO14040/14044 standards.



The Toyota Avensis is built to the highest quality standards in Burnaston, United Kingdom.

# AVENSIS

CONFIDENCE TO MAKE A SMART CHOICE

To find out how to tailor the Avensis to your needs, go online at [www.toyota-europe.com](http://www.toyota-europe.com) or visit your local Toyota dealer to arrange a test drive.



Model shown: Avensis Touring Sports – Mid+







ALWAYS A  
**BETTER** WAY

# AVENSIS. WHERE THE BEST COMES AS STANDARD.

[www.toyota-europe.com](http://www.toyota-europe.com)



**To continue your  
experience scan  
this QR code.**

To the best of our knowledge, all information in this brochure is correct at time of going to print. Details of specifications and equipment provided in this brochure are subject to local conditions and requirements and may, therefore, vary from models available in your area. Please enquire with your local retailer for details on your local specifications and equipment. • Vehicle body colours may differ slightly from the printed photographs in this brochure. • The readability of QR codes present in this brochure may differ according to the scanner used. Toyota cannot be held responsible should your device not be able to read any QR codes or interactive content markers. • Toyota Motor Europe reserves the right to alter any details of specifications and equipment without prior notice. • © 2018 by Toyota Motor Europe NV/SA ("TME"). • No part of this publication may in any way be reproduced without the prior written approval of Toyota Motor Europe.