

Corolla



TOYOTA

ALWAYS A
BETTER WAY



All-new Corolla. The legend returns.



Design

The new Corolla has a modern, yet elegant design.



Heritage

A symbol of reliability and quality since 1966.



Package

Class-leading space and functionality.



Technology

User-friendly technology to assist you along the way.





Meet the essence of modern and elegant design.

How do you reinvent a legend? By leaving no angle untouched to create a bolder, more prestigious sedan than ever before. In the new Corolla, aerodynamics and elegance come together. The eye-catching front with a low grille sets the scene with a self-assured stance.

For complete sophistication, the silhouette features clear character lines sweeping all the way to the powerful rear: the effect is as elegant as it is breathtaking.









Legendary quality.

The new Corolla adds a high level of convenience and peace of mind to every journey. The iconic interior welcomes you with carefully selected materials and refinement that reflects Toyota's attention to detail. For your comfort, there are sophisticated soft-touch materials and premium finishes including the instrument panel with piano black details and blue illumination.



Sedan comfort at its best.

The optimised Corolla cabin means the most space in its class, increasing seating comfort for everyone thanks to the smart seat packaging. The improved seating position offers class-leading legroom and knee space, in particular for those seated in the back. Once you have made yourself comfortable, there are plenty of handy storage areas for drinks, mobile phones and other small items.



Clever storage from start to finish.

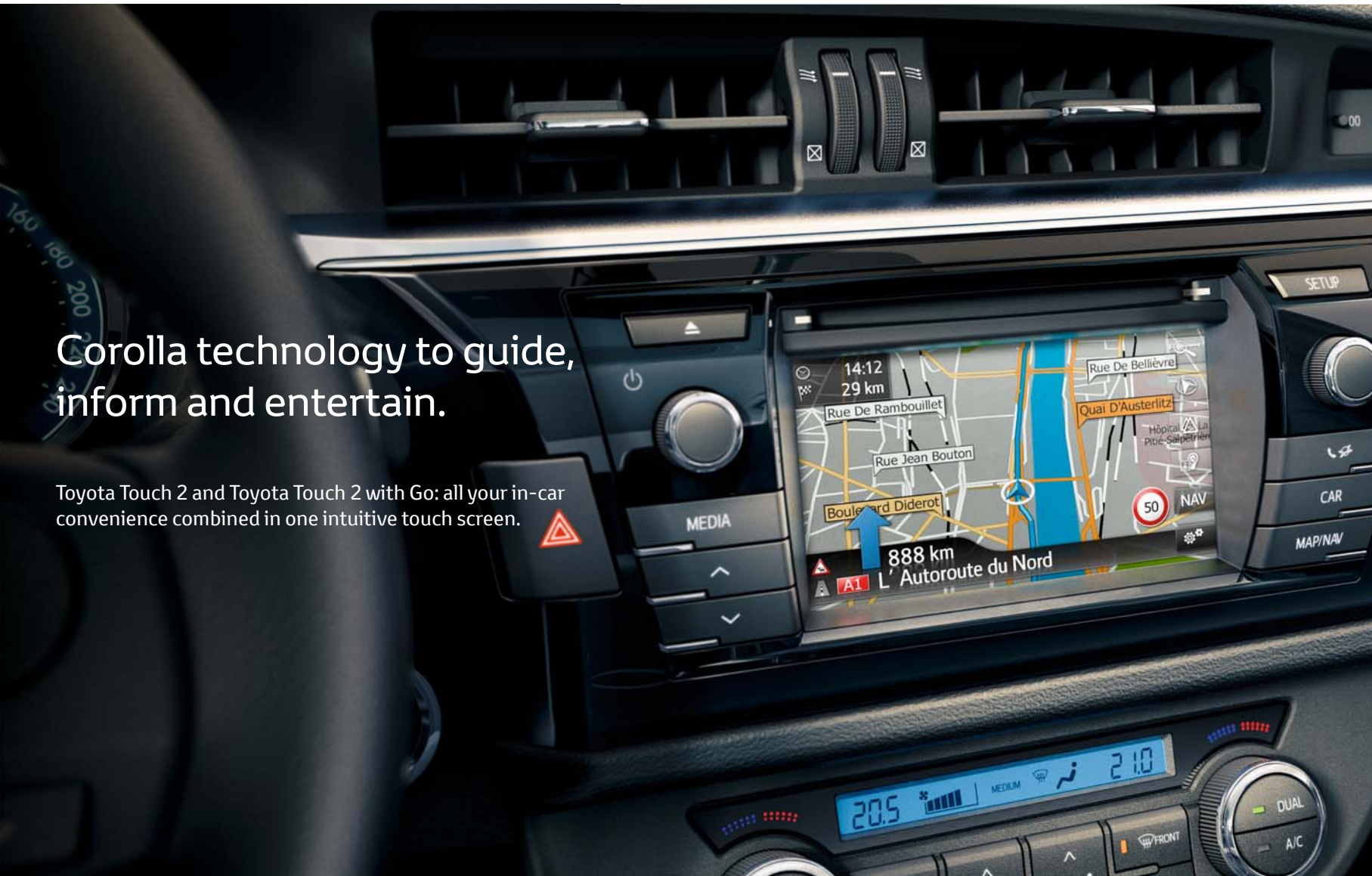
Unlock the Corolla with the Smart Entry key and save searching for your keys. The one-touch button on the Smart key also enables you to open the boot automatically. With a generous capacity of 452 litres, the Corolla can easily accommodate your luggage, shopping bags and sports equipment. When it comes to everyday comfort and functionality, the new Corolla's generosity is hard to beat.





Corolla technology to guide, inform and entertain.

Toyota Touch 2 and Toyota Touch 2 with Go: all your in-car convenience combined in one intuitive touch screen.





Advanced display audio
The new and improved Toyota Touch 2 audio system features a colour touch screen with WVGA resolution, radio, CD and a USB port as well as iPod and AUX inputs. You can also stream your iPod or smartphone music via Bluetooth®.



Communication simplified
Make hands-free calls via Bluetooth® with the new Toyota Touch 2, automatically download your phonebook and send and receive SMS messages. SOS emergency call assistance on Toyota Touch 2 with Go adds peace of mind.



Intuitive navigation
Courtesy of the optional Toyota Touch 2 with Go navigation system with enhanced 2D/3D map view with real-time traffic* information and improved detour function. It can also show motorway signposts and suggests eco-routes for more efficient driving.



Rear-view camera
Reverse more safely, using the rear-view camera. The clear colour image displayed on screen helps you spot hidden hazards and park with ease.

* Available from January 2014.

Athletic, elegant, exciting – a born performer.

The Corolla's new powertrains, featuring Valvematic technology and Toyota Optimal Drive, create a perfect balance between power and efficiency. Class-leading aerodynamics provide a quiet ride with improved comfort and stability whilst fuel consumption is reduced.

Combined with new Continuously Variable Transmission (CVT) the Corolla takes driving pleasure to the highest level without compromising fuel consumption.





The drive to get you where you want to be.



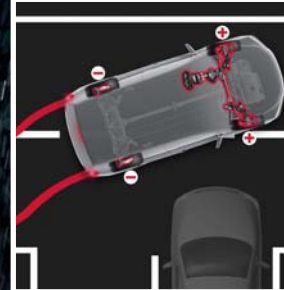
Engine	Power	Fuel consumption*	CO ₂ emissions*	Acceleration	Available on
1.33 l Dual VVT-i 6 M/T	99 DIN hp	5.6 l/100 km	129 g/km	12.6 seconds 0–100 km/h	Live, Active
1.6 l Valvematic 6 M/T	132 DIN hp	6.0 l/100 km	139 g/km	10.0 seconds 0–100 km/h	Active, Lounge
1.6 l Valvematic M/D S	132 DIN hp	5.6 l/100 km	130 g/km	11.1 seconds 0–100 km/h	Active, Lounge
1.4 l D-4D 6 M/T	90 DIN hp	4.1 l/100 km	106 g/km	12.5 seconds 0–100 km/h	All grades

M/T = Manual transmission M/D S = Multidrive S * Combined cycle.
 Figures may vary depending on grade. For full details see pages 28–31.

Protected, whatever life throws at you.


We can't predict the weather, but we can ensure you are prepared when the going gets tough. Our comprehensive safety measures help you stay clear of potential danger and offer maximum protection when you need it.






Anti-lock Braking System (ABS) with Electronic Brake force Distribution (EBD)

ABS prevents the wheels from locking while braking. EBD complements this by optimising brake force distribution between wheels to compensate for different loads. Together the two systems help you to maintain steering control when braking heavily.




Vehicle Stability Control (VSC)

VSC automatically activates each individual brake as needed and controls engine output to help maintain stability and prevent skidding when turning sharply or cornering on slippery road surfaces.



Supplemental Restraint System (SRS)

This model is fitted with seven airbags. They include driver's knee airbag, SRS airbags for both driver and passenger, side airbags for the front seats, and SRS curtain shield airbags covering both the front and rear seat passengers.



Hill-start Assist Control (HAC)

HAC helps to ensure a smooth start on steep inclines by applying the brakes for up to 2 seconds after the brake pedal is released. This prevents the vehicle from rolling back. It is activated by pushing the brake pedal harder after stopping as long as the transmission shift lever is in any forward gear position.

The Corolla range – exteriors



Live

Main features

- 16" steel wheels with wheel caps (8-spoke)
- Tyre repair kit
- Daytime running lights (LED type)
- Follow-me-home headlights

- Chrome-plated front grille
- Body-coloured bumpers
- Body-coloured door mirrors
- Remote door locking

Active

Main features (additional to Live grade)

- Front fog lamps
- Chrome surround on front fog lamps
- Chrome window frame decoration

Model shown with optional 16" alloy wheels.



Lounge

Main features (additional to Active grade)

- 16" alloy wheels (5 double-spoke)
- Front and rear parking sensors
- Simple Intelligent Parking Assist (Simple IPA)
- Dusk sensor

The Corolla range – interiors



Live

Main features


- Black fabric
- Piano black instrument panel
- Soft instrument panel
- Easy flat system
- Fabric armrest on console box
- Front cup holders
- Audio switches on steering wheel
- Analogue speedometer
- Radio and CD player with WMA and MP3 capabilities
- 4 speakers
- USB connector

Active

Main features (additional to Live grade)

- Black or ivory fabric
- 3-spoke leather steering wheel
- Chrome-plated parking brake
- Chrome shift lever housing
- Dual-zone automatic air conditioning
- Rear armrest
- Cup holders in rear armrest*
- Toyota Touch 2
- Telephone switch on steering wheel
- Bluetooth® hands-free system
- 6 speakers

* Cupholders shown here with Lounge grade interior.



Lounge

Main features (additional to Active grade)

- Black or ivory fabric/partial leather
- Smart Entry & Start System
- Electrochromatic rear-view mirror
- Cruise control
- Leather armrest on console box
- Light blue illumination on instrument panel

Model shown with optional Toyota Touch 2 with Go.

Accessory packs

Toyota accessory packs make it easy to personalise your Corolla. Each pack is themed and combines carefully chosen accessories to offer a great value way of tailoring your car to the life you lead.

1. Chrome pack

Custom-designed for those extra touches of style and sophistication.

Chrome side sills

Chrome lower trunk garnish

2. Protection pack

Providing additional protection where it's needed most.

Trunk liner

Bumper corner protectors

Mud flaps for the front and rear

3. Style pack

Adding to the Corolla's elegance with a look that's sporty yet refined.


Rear spoiler

Aluminium scuff plates, front and rear

16" Athena, Orion or Podium II alloy wheels*

Accessory pack products are available individually. Please ask your Toyota retailer for details.

* See page 26 for more details.



Accessories

For you, for your family, for the sheer pleasure of driving. Genuine Toyota accessories offer choices for your way of doing things and so add an extra dimension of individuality to the Corolla experience.

1. Orion machined alloy wheels

With a bold 5 double-spoke design, these alloy wheels give your vehicle a purposeful sporty appearance.

2. Chrome lower trunk garnish

Enhances the Corolla's distinctive rear design by creating extra visual interest along the trunk edge.

3. Aluminium scuff plates

Protect the door sills against scratching while also adding a compelling style detail to your car's interior.

4. S badge

Wear it with pride. 'S' is for style, for sport, for that extra something that says your Corolla is special.

5. Roof rack and ski box

Lockable aluminium design. The roof rack has capacity for a wide range of attachments, such as a ski box for your extra winter sports accessories.

6. Textile floor mats

Tough carpet protection with a luxurious soft-touch feel. The driver's mat has non-slip safety fixings.

Please contact your local Toyota retailer for details of the full accessory range.



Wheels and trims



16" steel wheels with wheel caps (8-spoke)
Standard on Live, Active



16" alloy wheels (5 double-spoke)
Standard on Lounge, optional on Active



16" Orion machined alloy wheels
Optional on all grades



16" Athena silver alloy wheels
Optional on all grades



16" Podium II anthracite alloy wheels
Optional on all grades



16" Podium II anthracite machined alloy wheels
Optional on all grades



Black fabric
Standard on Live



Black fabric
Standard on Active



Ivory fabric
Standard on Active



Black fabric/partial leather
Standard on Lounge



Ivory fabric/partial leather
Standard on Lounge

Colours



040 Pure White



070 Pearl White*



1F7 Ultra Silver*



1G3 Ash Grey*



1H2 Dark Steel*



209 Night Sky Black*



3R3 Barcelona Red*



4V8 Avantgarde Bronze*



8Q4 Marine Blue

* Metallic paint.

Specifications

ENVIRONMENTAL PERFORMANCE	1.33 l Dual VVT-i 6 M/T	1.6 l Valvematic 6 M/T	1.6 l Valvematic M/D S	1.4 l D-4D 6 M/T
Fuel consumption (applicable legislation)				
Combined driving (litres/100 km)	5.6	6.0	5.6	4.1
Urban driving (litres/100 km)	7.2	8.0	7.3	4.9
Extra urban driving (litres/100 km)	4.7	4.9	4.6	3.6
Recommended fuel grade	95 unleaded petrol or higher	95 unleaded petrol or higher	95 unleaded petrol or higher	48 cetane diesel or higher
Fuel tank capacity (litres)	55	55	55	55
Carbon dioxide, CO₂ (applicable legislation)				
Combined driving (g/km)	129	139	130	106
Urban driving (g/km)	167	184	170	126
Extra urban driving (g/km)	108	113	107	95
Exhaust emissions (regulation EC/715/2007 as amended by EC 630/2012J)				
Euro class	EURO 5 J	EURO 5 J	EURO 5 J	EURO 5 J
Carbon monoxide, CO (mg/km)	385.5	492.5	209.3	189.1
Hydrocarbons, THC (mg/km)	36.7	38.1	34.7	34.7
Hydrocarbons, NMHC (mg/km)	33.9	33.9	31.4	31.4
Nitrogen oxides, NO _x (mg/km)	7.9	9.2	6.1	118.4
Hydrocarbons, THC & Nitrogen Oxides, NO _x (mg/km)	120	120	120	134.2
Particulates, PM (mg/km)	0.68	0.68	0.68	1.45
Sound level drive by (dB(A))	73	70	70	72

The fuel consumption, CO₂ and noise values are measured in a controlled environment on a basic production vehicle, in accordance with the requirements of European law published by the European Commission. For further information, or if you are interested in buying a basic production vehicle, please contact Toyota Motor Europe NV/SA. The fuel consumption and CO₂ values of your vehicle may vary from those measured. Driving behaviour as well as other factors (such as road conditions, traffic, vehicle condition, installed equipment, load, number of passengers, ...) play a role in determining a car's fuel consumption and CO₂ emissions.

ENGINE	1.33 l Dual VVT-i 6 M/T	1.6 l Valvematic 6 M/T, M/D S	1.4 l D-4D 6 M/T
Engine code	1NR-FE	1ZR-FAE	1ND-TV
Number of cylinders	4 in line	4 in line	4 in line
Valve mechanism	16-valve DOHC with Dual VVT-i	16-valve DOHC with Valvematic	8-valve SOHC
Fuel system	Electronic fuel injection	Electronic fuel injection	Common-rail system piezo injection
Displacement (cc)	1329	1598	1364
Bore x stroke (mm x mm)	72.5 x 80.5	80.5 x 78.5	73.0 x 81.5
Compression ratio	11.5 : 1	10.7 : 1	16.5 : 1
Maximum power output (DIN hp)	99	132	90
Maximum power output (kW/rpm)	73/6000	97/6400	66/3800
Maximum torque (Nm/rpm)	128/3800	160/4400	205/1800-2800

PERFORMANCE	1.33 l Dual VVT-i 6 M/T	1.6 l Valvematic 6 M/T	1.6 l Valvematic M/D S	1.4 l D-4D 6 M/T
Maximum speed (km/h)	180	200	190	180
0-100 km/h (secs)	12.6	10.0	11.1	12.5
Drag coefficient	0.27	0.27	0.27	0.27

BRAKES

Front brakes	Ventilated disc
Rear brakes	Disc

SUSPENSION

Front suspension	MacPherson strut
Rear suspension	Torsion beam

M/T = Manual transmission

M/D S = Multidrive S

Specifications

DIMENSIONS AND WEIGHTS	1.33 l Dual VVT-i 6 M/T	1.6 l Valvematic 6 M/T	1.6 l Valvematic M/D S	1.4 l D-4D 6 M/T
Exterior length (mm)	4620	4620	4620	4620
Exterior width (mm)	1775	1775	1775	1775
Exterior height (mm)	1465	1465	1465	1465
Front tread (mm)	1535	1535	1535	1535
Rear tread (mm)	1535	1535	1535	1535
Front overhang (mm)	940	940	940	940
Rear overhang (mm)	980	980	980	980
Wheelbase (mm)	2700	2700	2700	2700
Turning circle – tyre (m)	5.4	5.4	5.4	5.4
Interior length (mm)	1930	1930	1930	1930
Interior width (mm)	1485	1485	1485	1485
Interior height (mm)	1190	1190	1190	1190
Gross vehicle weight (kg)	1735	1770	1770	1780
Kerb weight (kg)	1225–1270	1280–1300	1290–1300	1280–1320
Towing capacity with brakes (kg)	1000	1300	1300	1000
Towing capacity without brakes (kg)	450	450	450	450
Luggage capacity, up to roof, rear seat up (litres)	452	452	452	452



TYRES & WHEELS

	Live	Active	Lounge
16" steel wheels with wheel caps (8-spoke)	●	●	—
16" alloy wheels (5 double-spoke)	—	○	●
Tyre pressure warning system	●	●	●
Tyre repair kit	●	●	●

● = Standard ○ = Optional — = Not available

Equipment

EXTERIOR	Live	Active	Lounge
Multi-reflector halogen headlamps	●	●	●
Daytime running lights (LED type)	●	●	●
Follow-me-home headlights	●	●	●
Rear combination lamps (bulb type)	●	●	●
High-mounted stop lamp (LED type)	●	●	●
Front fog lamps	—	●	●
Chrome surround on front fog lamps	—	●	●
Rear fog lamps	●	●	●
Chrome-plated front grille	●	●	●
Body-coloured bumpers	●	●	●
Body-coloured, heated and electric door mirrors	●	●	●
Electrically retractable door mirrors	●	●	—
Automatically retractable door mirrors	—	○	●
Rear-view camera	—	●	●
Power door locking	●	●	●
Remote door locking	●	●	●
Intermittent front wipers	●	●	●
Chrome window frame decoration	—	●	●
Chrome licence plate garnish	●	●	●
Body-coloured door handles	●	●	●
Green tempered glass	●	●	●
Roof antenna	●	●	●
Front and rear parking sensors	—	○	●
Simple Intelligent Parking Assist (Simple IPA)	—	○	●
Rain sensor	—	—	●
Dusk sensor	—	—	●

● = Standard

○ = Optional

— = Not available

* Not available on 1.4 I D-4D 6 M/T.

COMFORT	Live	Active	Lounge
Smart Entry & Start System	—	—	●
3-spoke urethane steering wheel	●	—	—
3-spoke leather steering wheel	—	●	●
Urethane parking brake	●	●	●
Chrome-plated parking brake	—	●	●
Chrome shift lever housing	—	●	●
Manual tilt and telescopic steering wheel	●	●	●
Power steering	●	●	●
Manual rear-view mirror	●	●	—
Electrochromatic rear-view mirror	—	—	●
Cruise control	—	○*	●*
Adjustable speed limiter	—	○*	●*
Illuminated entry system	●	●	●
Piano black instrument panel	●	●	●
Silver surrounds on instrument panel	●	●	●
Soft instrument panel	●	●	●
Manual air conditioning	●	—	—
Dual-zone automatic air conditioning	—	●	●
Clean air filter	●	●	●
Chrome-plated air vents	—	●	●
Front and rear power windows	●	●	●
Auto up & down function on driver window	●	●	●
Auto up & down function on power windows	—	○	●
Driver and passenger sun visors with mirror and lamp	●	●	●
Front floor mats	●	●	●
Boot carpet	●	●	●
Front personal lamp	●	●	●
Luggage room lamp	●	●	●
Manual headlamp levelling	●	●	●
Fabric door trim	—	●	—
Leather door trim	—	—	●

Equipment

COMFORT	Live	Active	Lounge
Front driver and passenger assist grips	●	●	●
Rear assist grips	●	●	●
Immobiliser	●	●	●
Boot 12V power outlet	—	—	●
Rear armrest	—	●	●
60:40 split-folding rear seats	●	●	●
Easy flat system	●	●	●

SEATS	Live	Active	Lounge
Reclining rear seats	●	●	●
Rear headrests (3)	●	●	●
Height-adjustable driver's seat	●	●	●
Driver and passenger heated seats	—	○	●

STORAGE	Live	Active	Lounge
Console box	●	●	●
Fabric armrest on console box	●	●	—
Leather armrest on console box	—	—	●
Sliding armrest on console box	—	●	●
Overhead console	●	●	●
Glovebox	●	●	●
Front cup holders	●	●	●
Chrome surround on front cup holders	—	●	●
Rear cup holders	—	●	●
Cup holders in rear armrest	—	●	●
Front door pockets	●	●	●
Driver and passenger seatback pockets	●	●	●
Coat hooks	●	●	●

INFO & AUDIO	Live	Active	Lounge
Toyota Touch 2	–	●	●
Toyota Touch 2 with Go	–	○	○
Toyota Touch 2 with Go Plus*	–	○	○
Audio switches on steering wheel	●	●	●
Telephone switch on steering wheel	–	●	●
Back guide monitor	–	●	●
Rear-view camera display	–	●	●
Analogue speedometer	●	●	●
Chrome rings on analogue speedometer	–	●	●
Multi-information display	●	●	●
LCD multi-information display	–	○	●
Bluetooth® hands-free system	–	●	●
Light blue illumination on instrument panel	–	–	●
Radio and CD player with WMA and MP3 capabilities	●	–	–
4 speakers	●	–	–
6 speakers	–	●	●
Aux-in and USB connectors	●	●	●

SAFETY	Live	Active	Lounge
Active Safety			
Anti-lock Braking System (ABS) with Electronic Brake force Distribution (EBD) and Brake Assist (BA)	●	●	●
Vehicle Stability Control (VSC)	●	●	●
Hill-start Assist Control (HAC)	●	●	●
Passive Safety			
Supplemental Restraint System (SRS) airbags – 7 airbags	●	●	●
Front passenger airbag on/off-switch	●	●	●
Pre-tensioners and force limiters	●	●	●
ISOFIX seat fixing	●	●	●
Child protection lock	●	●	●

● = Standard

○ = Optional

– = Not available

* Available from January 2014.

Glossary

Discover more about Corolla technology.



Toyota Touch 2

Toyota Touch 2 is a fully integrated multimedia system, featuring a colour touch screen with drag and flick capabilities, and advanced audio system compatible with USB devices, iPods and smartphones. Bluetooth® 3.0 enables features such as hands-free calls, SMS integration and music streaming. The WVGA screen is also linked to a rear-view camera for safer reversing.



Follow-me-home headlights

Activated by the driver for added safety and practicality at night, the headlights remain lit for 30 seconds after parking your car to illuminate the path to your front door.



Toyota Touch 2 with Go

Building on the Toyota Touch 2 multimedia base unit, Toyota Touch 2 with Go includes a navigation system with full European map coverage, detour and eco-route functions. Its WVGA screen displays a 2D and 3D map view with connected services including real-time traffic updates and local online search facilities. Advanced Bluetooth® enables features such as Toyota Eurocare roadside assistance and SOS emergency call support.




Rain sensor

The automatic rain sensor instantly sets the appropriate wiper speed and intervals.



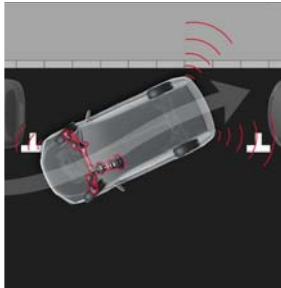
Smart Entry & Start System

Instead of a conventional key, the Smart Entry & Start System features a transmitter that allows you to unlock the doors by pulling the handle and lock them again by pressing a button. To start or stop the engine, simply press the Start/Stop button. All you need to do is carry the Smart Entry key in your pocket or handbag.



Dusk sensor

The dusk sensor monitors light levels and automatically switches on the headlights when the light is low.



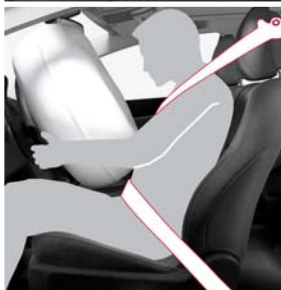
Simple Intelligent Parking Assist (Simple IPA)

Simple IPA automatically manoeuvres you into your chosen parking spot whether between two vehicles or behind one. Using ultrasonic sensors on the front side-bumper to identify a suitable parking space, once engaged, the system automatically performs the steering operations. You simply have to control the reversing speed and let the Simple IPA park your vehicle.



ISOFIX seat fixing

Seats incorporate special anchor points, including a top tether that helps prevent the seat tipping forward. These provide a safe and convenient way of correctly securing ISOFIX child seats (available from your Toyota dealer).



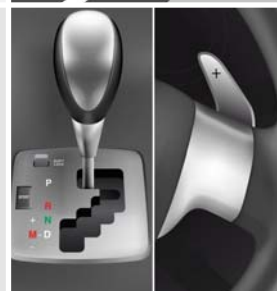
Pre-tensioners and force limiters

Integral to the front 3-point ELR seat belts, pre-tensioners and force limiters are designed to help avoid injuries to the chest area.



Emergency Brake-light Signal (EBS)

In emergency braking situations, EBS flashes the vehicle's brake lights repeatedly to alert following traffic.



Multidrive S

Continuously Variable Transmission (CVT) combines the smoothness of an automatic transmission gearbox with the fuel economy of a manual transmission. By seamlessly adjusting the pulley ratio, Multidrive S delivers the most fuel-efficient performance. It also offers an additional sport option. This engaging experience is delivered through a simulated sequential 7-speed manual mode; change gears using the steering wheel-mounted paddle shifts.



1.6 l Valvematic

The 1.6 litre Valvematic petrol engine includes the next generation of Toyota's successful VVT-i system. Valvematic varies the timing and lift of the engine's valves to suit your driving requirements. The result is improved responsiveness, better fuel economy and lower CO₂ emissions.

Owning a Corolla means you enjoy the peace of mind afforded by Toyota's global reputation for quality and integrity.



Designed to minimise maintenance

Intelligent engineering

The Corolla is designed and engineered to minimise maintenance. There are fewer parts that require servicing and those that do are more durable to extend service intervals. Corolla technology is made easily accessible so that labour time is minimised. Competitively priced Toyota spares ensure the lowest cost for maintaining your Corolla.



Full Health & Safety check

Toyota quality service

Your Toyota retailer is here to help and guide you in all your service requirements.

Your Corolla will need a full Health and Safety check, dependent on driving style and conditions, up to once every two years or 30,000 km (whichever comes sooner). An intermediate Health and Safety check is necessary every year or 15,000 km (whichever comes sooner).



Low parts & labour charges

Toyota genuine parts

Corolla is designed to minimise the cost of accident repair. Energy-absorbing elements are built into the bumpers, expensive-to-replace parts are located away from damage zones, and commonly damaged body parts are bolted rather than welded. As a result, the extent of damage is limited and damaged parts are easy to remove, replace or repair. Ultimately, this means very low parts and labour charges.

3 years
Vehicle
warranty

Comprehensive warranty

3-year vehicle warranty covers any defect caused by a manufacturing or assembly fault. It is valid for 3 years of normal use or 100,000 km, whichever comes first, with no mileage limitation for the first year. If the car is immobilised due to a breakdown (as a result of a defect covered under warranty), you will also be covered for the cost of towing your vehicle to the nearest authorised Toyota repairer.

3-year paint warranty covers surface rust and paint defects appearing on any of the painted body panels as a result of a fault in materials for a period of 3 years, regardless of mileage.

12-year anti-perforation warranty covers against perforation of the bodywork (from inside to outside) that develops due to corrosion caused by faults in materials or workmanship, regardless of mileage.

3 years*
Roadside
assistance

Toyota Eurocare

In order to help you enjoy peace of mind driving, we are pleased to provide 3 years* Toyota Eurocare roadside assistance coverage in no fewer than 40 European countries. If you experience a problem with your Corolla, Toyota Eurocare offers several possibilities to keep you on the road.

Added security

The Corolla security system withstands the insurance industry's rigorous 5-minute attack test and provides excellent protection. Both the alarm system and engine immobiliser are approved by Europe's major insurance companies.

3 years[§]
Accessory
warranty

Toyota accessories

Toyota accessories are designed and manufactured with the same care, quality and attention to detail as Toyota vehicles. Tailor-made for your Toyota, they fit perfectly and add a personal touch of style, comfort and practicality. And because they've been tested under the most severe conditions, you can have complete confidence in their reliability and durability. To add to the reassurance, every genuine Toyota accessory has a 3-year warranty when purchased together with the vehicle[§].

* Belgium 5 years, Portugal and Denmark 1 year.

§ Check with your retailer for specific warranty details.

Toyota takes great pride in constantly improving environmental performance.



- National sales centres
- Logistics centres – vehicles
- Logistics centres – accessories/spares
- Production sites
- Supporting companies
- Training centres

As a worldwide corporation we aim to be wherever our customers need us, and therefore we have a strong presence in Europe. This shortens delivery distances and results in substantial time savings that are good for you and the environment.

Not represented on this map:
Toyota Caucasus LLP, Union Motors Ltd (Israel), Toyota Motor Kazakhstan LLP.



1.8% less energy used to build a Corolla since 2002

Designing your car

Each design detail on our vehicles is analysed to ensure the lowest possible environmental impact throughout its life cycle. This meticulous approach has led to an array of innovative features on our cars that contribute to environmental efficiency.

The environmental impact of the Corolla (engine type 1ZR-FAE – petrol) compared to the previous model is demonstrated through the complete life cycle analysis with 19% CO₂ (Carbon dioxide), 40% NO_x (Nitrogen Oxide), 17% NMHC (Non-Methane Hydrocarbons), 4% PM (Particulate Matter) and 11% SO_x (Sulphur Oxide) reduction.

Making your car

At Toyota, every effort is made to ensure environmental efficiency throughout the manufacturing process. Since 2002, we have reduced the waste disposed of at cost per vehicle built at Toyota Motor Manufacturing Turkey (TMMT) by over 32%, while the water consumption per vehicle built was reduced by over 40% and the volatile organic components by over 68%.



In the design phase Toyota aims for cleaner engines. Thanks to Toyota Optimal Drive we are achieving even more. Every component is optimised to save weight and space, reduce friction

or simply work more efficiently. This delivers lighter, more compact engines and advanced transmissions that help lower emissions and boost fuel economy without compromising on performance.



Getting vehicles and parts to you

Toyota is always looking to employ the most efficient and environmentally friendly logistical and delivery methods.



Selling and servicing your car

We have developed a sustainable retailer programme to reduce energy, water and waste emissions generated across our network. This covers everything from rainwater recycling, introducing additional roof insulation and using renewable energy at new retailers, as well as carrying out energy audits to identify efficiency improvements at existing retailers.

95% of your
Corolla is
recoverable

The end of the road for your vehicle?

Toyota always designs and manufactures its vehicles with an eye on the three Rs: reduce, reuse and recycle. For example, 95% of every Corolla is reusable and recoverable, 100% of materials are coded and four heavy metals have been eliminated completely in accordance with 2000/53/EC. In addition, our environmental policy means that we offer Toyota drivers new and innovative ways of returning their old car. For more information visit: www.toyota.eu or contact your local Toyota retailer.

20-30%
less fuel and CO₂

Drive thoughtfully

Drive your car in the right way and you could reduce your fuel bill and your CO₂ emissions by around 20–30%.

01. Remove any extra weight and roof load.
02. Plan your route and avoid detours.
03. Avoid using your car for short journeys.
04. Check your tyre pressure regularly.
05. Service your car according to the owner's manual.
06. Shift up gear earlier.
07. Only use air conditioning when necessary.
08. Follow and anticipate traffic flow.
09. Keep your windows closed.
10. Switch off your engine if you have to wait longer than 60 seconds.

For Toyota, quality is a way of life. Nothing is so good it cannot be made better.

The new Toyota Corolla. Quality in its eleventh generation.

A symbol of reliability since 1966: constantly evolving to meet and surpass expectations of millions of drivers throughout the world. The legend continues.











ALWAYS A
BETTER WAY

To experience the Corolla or for more information,
please contact your local retailer or visit our website
toyota-europe.com

To the best of our knowledge, all information in this brochure is correct at time of going to print. Details of specifications and equipment provided in this brochure are subject to local conditions and requirements and may, therefore, vary from models available in your area. Please enquire with your local retailer for details on your local specifications and equipment.

- Vehicle body colours may differ slightly from the printed photographs in this brochure.
- The readability of QR Codes® present in this brochure may differ according to the scanner used.

Toyota cannot be held responsible should your device not be able to read any QR Codes®. • Toyota Motor Europe reserves the right to alter any details of specifications and equipment without prior notice. • © 2013 by Toyota Motor Europe NV/SA ('TME'). • No part of this publication may in any way be reproduced without the prior written approval of Toyota Motor Europe.