

COROLLA



TOYOTA

ALWAYS A
BETTER WAY



TOYOTA BETTER HYBRID HAPPY TRUST TOGETHER YOU

EVERY DAY WE LOOK AHEAD, MOVE FORWARD, EVOLVE. OUR PASSION IS ALWAYS TO DELIGHT – WITH A CAR THAT EXCEEDS EXPECTATIONS, THRILLS, EXCITES, REASSURES AND DELIVERS BETTER FOR TODAY'S WAY OF LIFE. TAKE US FOR GRANTED.

TOYOTA. ALWAYS A **BETTER** WAY



INSPIRING **DESIGN**
THAT'S FIT FOR
INSPIRED LIVES.



Lucas
Photographer

I demand the best from my equipment time after time so I can concentrate on ensuring my subjects look perfect. Corolla embodies this spirit for reliability and ever better results.



CONTENTS

- 6 DESIGN
- 8 INTERIOR & TECHNOLOGY
- 10 COMFORT & PACKAGE
- 12 DRIVE
- 14 ENGINES
- 16 SAFETY
- 18 GRADES
- 28 ACCESSORIES
- 30 WHEELS & TRIMS
- 32 COLOURS
- 34 SPECIFICATIONS
- 38 EQUIPMENT
- 46 GLOSSARY
- 48 ENVIRONMENT
- 49 PEACE OF MIND



Model shown: Corolla Lounge



Model shown: Corolla Lounge

The world's best-selling car deserves a prestigious look to match its impressive status. The futuristic design seamlessly blends a sleek chrome front grille with striking LED


headlamps, while rear lights with signature LED guides and 16" alloys complete a sophisticated, contemporary design that looks great in every environment.

DESIRABLE DESIGN

“GREAT DESIGN IS NATURAL,
THOUGHT-PROVOKING,
INSPIRING AND TIMELESS”

Matthias
Architect

The key to designing a building is understanding who'll be using it. Every part of the Corolla's prestigious design feels as if it's made just for me.



INTERIOR TECHNOLOGY

“THE BEST CONTEMPORARY DESIGN
SEAMLESSLY BLENDS ELEGANT ENVIRONMENTS
WITH CUTTING-EDGE TECHNOLOGY”



Model shown: Corolla Lounge



Full map navigation Provides stress-free navigation with a clear visual display of signposts, junctions and lane guidance to simplify your journey.



Rear-view camera Helping to take the stress out of parking, the rear-view monitor identifies any hidden dangers, allowing you to park easily and safely.



MP3 & iPod connectivity Enjoy rich sound quality from an audio system that allows you to connect your devices, remotely via Bluetooth®, or through a USB connection. Album, artist and track information are displayed on screen for your convenience.



Parking information Keeping you informed with parking information in your local area, helping you take the stress out of everyday journeys.

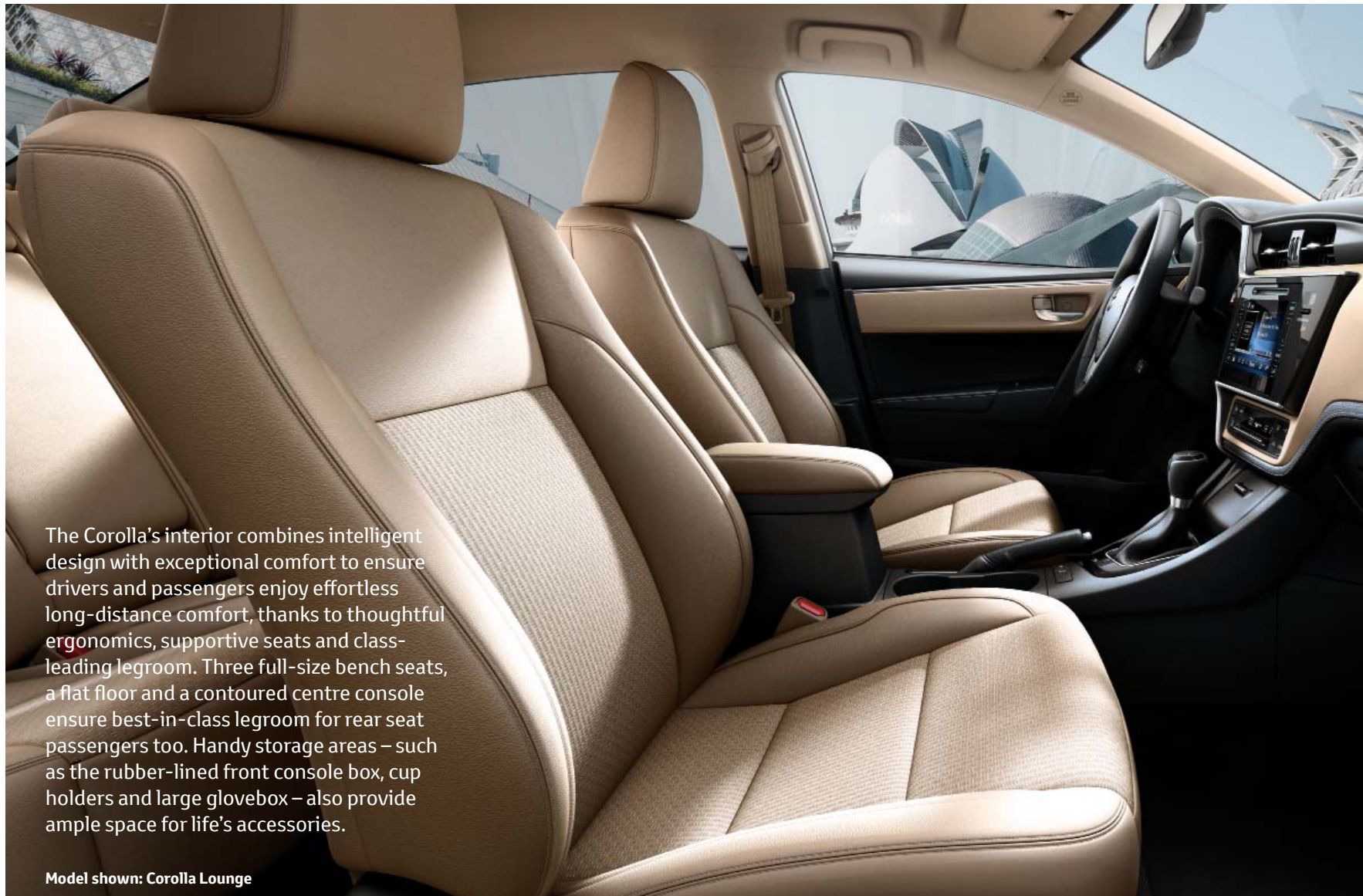


*Axel
Software developer*

An easy user experience is really important and the intuitive human interface and easy-to-use menus of the Corolla's touch screen really impress.

Climb inside the Corolla and you'll discover a functional interior that's crafted to make you feel special. The dashboard design features a restyled instrument panel, 4.2" TFT display and elegant satin chrome and piano black trims. Showcasing an easy-to-use

and intuitive interface, real-time connected services and a range of apps, the new 7" Toyota Touch® 2 with Go multimedia system completes the redesigned, high-quality centre control panel.



The Corolla's interior combines intelligent design with exceptional comfort to ensure drivers and passengers enjoy effortless long-distance comfort, thanks to thoughtful ergonomics, supportive seats and class-leading legroom. Three full-size bench seats, a flat floor and a contoured centre console ensure best-in-class legroom for rear seat passengers too. Handy storage areas – such as the rubber-lined front console box, cup holders and large glovebox – also provide ample space for life's accessories.

Model shown: Corolla Lounge

INTELLIGENT COMFORT

“SUCCESSFUL INTERIOR SPACES
INSPIRE, RELAX AND SURPRISE
USERS WITH THEIR INGENUITY”



Matthias
Architect

Like a well-designed building,
the more time I spend
inside the Corolla the more
it surprises me with its
airy, intelligently crafted
and spacious interior.

DYNAMIC EFFICIENCY

“WHEN YOU ENJOY CUTTING-EDGE EFFICIENCY AND A REWARDING DRIVING EXPERIENCE, YOUR JOURNEYS NEVER HAVE TO BE A COMPROMISE”



Sofia
Sales Director

Just as I've challenged myself to progress in my own career, the Corolla remains top of its game by continually pushing the boundaries of driving efficiency and reliability.



Combining cutting-edge engine technology with an even more rewarding drive means the Corolla strikes the perfect balance between efficiency, entertainment and peace of mind. Suspension enhancements offer

improved comfort and more responsive handling, while a range of efficient engines – featuring Valvematic technology and Toyota Optimal Drive – ensure great response with low fuel consumption.

Model shown: Corolla Lounge



COROLLA

PETROL

**1.33 l Dual VVT-i
6 M/T**

Power
99 DIN hp
Fuel consumption*
5.8 l/100 km
CO₂ emissions*
134 g/km
Acceleration
**12.6 seconds
0-100 km/h**
Available on
Live

PETROL

**1.6 l Valvematic
6 M/T**

Power
132 DIN hp
Fuel consumption*
6.3 l/100 km
CO₂ emissions*
144 g/km
Acceleration
**10.0 seconds
0-100 km/h**
Available on
**Touch, Active,
Advance, Lounge**

PETROL

**1.6 l Valvematic
M/D S**

Power
132 DIN hp
Fuel consumption*
6.1 l/100 km
CO₂ emissions*
142 g/km
Acceleration
**11.1 seconds
0-100 km/h**
Available on
**Touch, Active,
Advance, Lounge**

DIESEL

**1.4 l D-4D
6 M/T**

Power
90 DIN hp
Fuel consumption*
4.0 l/100 km
CO₂ emissions*
104 g/km
Acceleration
**12.5 seconds
0-100 km/h**
Available on
**Touch, Active,
Advance, Lounge**

Model shown: Corolla Lounge

REFINED POWER

“PRODUCING POWER IS STRAIGHTFORWARD. PRODUCING POWER THAT’S RESPONSIVE, RELIABLE AND FUEL-EFFICIENT REQUIRES INNOVATIVE THINKING”



DIESEL

**1.4 I D-4D
6 MM**

Power

90 DIN hp

Fuel consumption*

4.1 l/100 km

CO₂ emissions*

109 g/km

Acceleration

**14.7 seconds
0–100 km/h**

Available on

**Touch, Active,
Advance, Lounge**

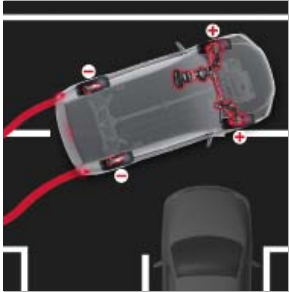
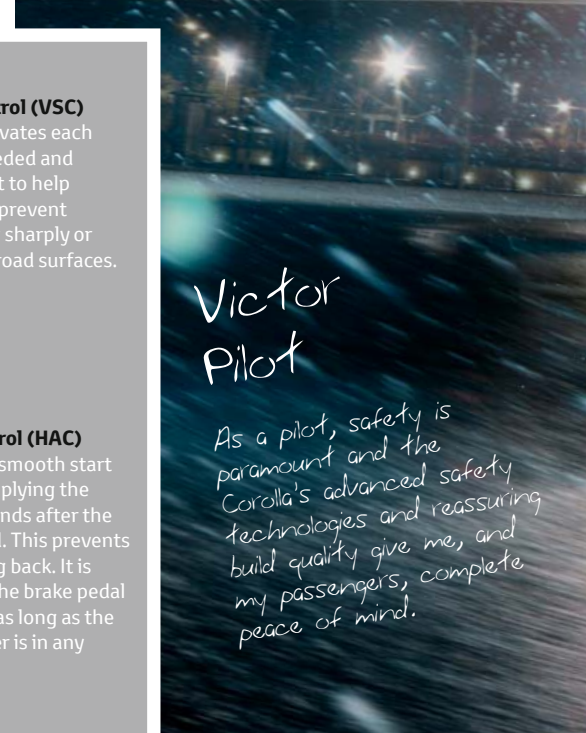
*Victor
Pilot*

As a pilot, I place enormous importance on my engines giving me reliable and responsive power and fuel-saving efficiency, and the new Corolla finds this balance perfectly.



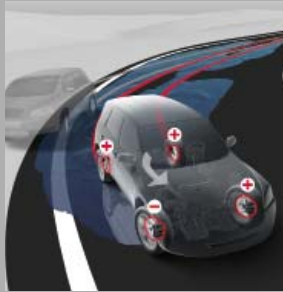
REASSURING SAFETY

“NOTHING IN LIFE IS MORE IMPORTANT THAN OUR WELLBEING. I EMBRACE ANY TECHNOLOGY THAT CAN HELP TO MAKE US ALL SAFER”



Anti-lock Braking System (ABS) with Electronic Brake force Distribution (EBD)

ABS prevents the wheels from locking while braking. EBD complements this by optimising brake force distribution between wheels to compensate for different loads. Together the two systems help you to maintain steering control when braking heavily.




Vehicle Stability Control (VSC)

VSC automatically activates each individual brake as needed and controls engine output to help maintain stability and prevent skidding when turning sharply or cornering on slippery road surfaces.



Supplemental Restraint System (SRS)

This model is fitted with seven airbags. They include driver's knee airbag, SRS airbags for both driver and passenger, side airbags for the front seats, and SRS curtain shield airbags covering both the front and rear seat passengers.



Hill-start Assist Control (HAC)

HAC helps to ensure a smooth start on steep inclines by applying the brakes for up to 2 seconds after the brake pedal is released. This prevents the vehicle from rolling back. It is activated by pushing the brake pedal harder after stopping as long as the transmission shift lever is in any forward gear position.



Model shown: Corolla Lounge



SCAN THIS QR CODE.
Find out more on Toyota Safety Sense.

LIVE GRADE

Corolla Live grade provides the perfect blend of style, features and value. Eye-catching LED daytime running lights and smart 16" steel wheels, with wheel covers, feature on the outside. Inside you'll relax in style and quality thanks to manual air conditioning and satin chrome details.



MAIN FEATURES

- Available in all colours
- 16" steel wheels with wheel caps (4-double-spoke)
- Chrome upper front grille
- Body-coloured door mirrors
- Heated door mirrors
- Follow-me-home headlights
- High-mounted stop lamp (LED type)
- Daytime running lights (LED type)
- Hill-start Assist Control (HAC)
- Flaxen or black fabric
- 3-spoke urethane steering wheel
- Satin chrome insert on steering wheel
- Fabric armrest on front console box
- Black centre air vents
- Manual day/night rear-view mirror
- Manual air conditioning
- Front power windows
- Noise reduction layer on windshield
- Rear power windows
- Glovebox lamp
- 6 speakers




SCAN THIS QR CODE.
Configure your Corolla.

Model shown: Corolla Live

TOUCH GRADE

Corolla Touch grade has all the ingredients you need to stand out. Striking 16" alloys, stylish fog lamps and smoked rear lights, with chrome details, are designed to impress. While in the modern interior you'll also enjoy a 7" Toyota Touch® 2 multimedia system and automatic air conditioning.



MAIN FEATURES (ADDITIONAL TO LIVE)

- Available in all colours
- LED rear light guide
- Rear combination lamps (LED type)
- Rear-view camera
- Flaxen or black premium fabric
- 3-spoke leather steering wheel
- Piano Black insert on gear shift knob
- Black insert on upper dashboard
- Chrome-plated centre air vents
- Silver stitching on front seats
- Dual-zone automatic air conditioning
- Coloured TFT multi-information display

- 7" multimedia display
- Toyota Touch® 2 multimedia system

OPTIONAL FEATURES


- 16" alloy wheels (5-double-spoke)



Model shown: Corolla Touch

ACTIVE GRADE

Corolla Active grade has all the ingredients you need to stand out. Striking new 16" alloys, stylish fog lamps and smoked rear lights, with chrome details, are designed to impress. The stylish interior features new premium trims as well as a 7" Toyota Touch® 2 multimedia system and automatic air conditioning.



MAIN FEATURES (ADDITIONAL TO LIVE)

- Available in all colours
- 16" alloy wheels (10-double-spoke)
- LED rear light guide
- Rear combination lamps (LED type)
- Rear-view camera
- Flaxen or black premium fabric
- 3-spoke leather steering wheel
- Piano Black insert on gear shift knob
- Black insert on upper dashboard
- Chrome-plated centre air vents
- Silver stitching on front seats
- Dual-zone automatic air conditioning
- Coloured TFT multi-information display
- 7" multimedia display
- Toyota Touch® 2 multimedia system

OPTIONAL FEATURES

- 16" alloy wheels (5-double-spoke)



Model shown: Corolla Active

ADVANCE GRADE

Corolla Advance grade offers a wealth of technology with cruise control for a rewarding drive, privacy glass and smart entry. Striking new 16" alloys complete the look to give the grade a premium finish. The stylish interior features new premium trims as well as a 7" Toyota Touch® 2 multimedia system and automatic air conditioning.



MAIN FEATURES (ADDITIONAL TO ACTIVE)

- Available in all colours
- Chrome decoration on door handles
- Privacy glass on rear windows
- Smart Entry & Start System
- Cruise Control
- Flaxen or black premium fabric
- Push-button start



Model shown: Corolla Advance

LOUNGE GRADE

With luxury features and a premium finish, the Corolla Lounge has the quality to match its sleek looks. Sophisticated Bi-LED headlights, dynamic 17" machined alloys and privacy glass make a powerful statement; and inside, partial leather seats ensure you arrive in style.



MAIN FEATURES (ADDITIONAL TO ADVANCE)

- Available in all colours
- Night Sky Black lower front grille
- LED front light guide
- Rain sensor
- Dusk sensor
- LED headlamps
- Headlamp cleaners
- Front parking sensors
- Rear parking sensors
- Flaxen or black fabric with leather bolsters
- Leather-like armrest on front console box
- Silver stitching on front console box
- Leather front door trim
- Leather-like front door armrests
- Silver double stitching on front seats
- Electrochromatic rear-view mirror



Model shown: Corolla Lounge

ACCESSORY PACKS

Toyota accessory packs make it easy to personalise your Corolla. Each pack is themed and combines carefully chosen accessories to offer a great value way of tailoring your car to the life you lead.

1. Chrome pack

Custom designed for those extra touches of style and sophistication.

Side door chrome garnish.

Lower trunk chrome garnish.

2. Style pack

Adding to the Corolla's elegance with a look that's sporty yet refined.

Rear spoiler

Aluminium scuff plates, front and rear

16" Black machined alloy wheels

Side door chrome garnish

3. S pack

Unique combination of stylish accents to further fine-tune your Corolla design.

S badge

Rear spoiler

Side door chrome garnish

4. Protection pack

Providing additional protection where it's needed most.

Bumper corner protectors

Mud flaps for the front and rear

Trunk liner

Rubber floor mats

Fog lamps

Accessory pack products are available individually. Please ask your Toyota retailer for details.



ACCESSORIES

For you, for your family, for the sheer pleasure of driving. Genuine Toyota accessories offer choices for your way of doing things and so add an extra dimension of individuality to the Corolla experience.

1. Rear spoiler

Aerodynamically shaped to complement the Corolla's streamlined contours with a look of sporty performance.

2. Lower trunk chrome garnish

Enhances the Corolla's distinctive rear design by creating extra visual interest along the trunk edge.

3. Aluminium scuff plates

Protect the door sills against scratching while also adding a compelling style detail to your car's interior.

4. Bumper corner protectors

Ideally positioned to guard against accidental scrapes. For the front and rear.

5. Mud flaps

Designed to minimise water, mud and stones spraying onto your car's body. For the front and rear.

6. S badge

Wear it with pride. 'S' is for style, for sport, for that extra something that says your Corolla is special.

7. Side door chrome garnish

A dash of chrome along the lower side contours to emphasise your car's sculptured styling.

8. Trunk liner

Made of tough black plastic and with raised edges to shield the trunk carpet against water, mud, sand and dirt.

Please contact your local Toyota retailer for details of the full accessory range.



WHEELS & TRIMS

STYLISH DETAILS THAT MAKE
YOUR CAR YOUR OWN.



16" steel wheels with wheel caps (4-double-spoke)
Standard on Live, Touch



16" alloy wheels (10-double spoke)
Standard on Active, Advance



16" alloy wheels (5-double-spoke)
Standard on Lounge



15" Mara silver alloy wheels
Optional on all grades



16" Orion machined alloy wheels
Optional on all grades



16" black machined alloy wheels
Optional on all grades



16" Athena silver alloy wheels
Optional on all grades



Flaxen fabric
Standard on Live



Black fabric
Standard on Live



Flaxen premium fabric
Standard on Touch, Active, Advance



Black premium fabric
Standard on Touch, Active, Advance



16" or 17" Podium II anthracite alloy wheels
Optional on all grades



16" or 17" Podium II anthracite machined alloy wheels
Optional on all grades



17" Pitlane II anthracite alloy wheels
Optional on all grades



17" Pitlane II machined alloy wheels
Optional on all grades



Flaxen fabric with leather bolsters
Standard on Lounge



Black fabric with leather bolsters
Standard on Lounge



ENHANCED PERSONALITY

THE FINISHING TOUCH TO
COMPLETE YOUR LOOK.



209 Night Sky Black⁵



040 Pure White



070 Pearl White*

1F7 Ultra Silver[§]1G2 Platinum Bronze[§]1G3 Ash Grey[§]1K0 Metal Stream[§]

3T3 Tokyo Red*

4U3 Earth Bronze[§]

8Q4 Marine Blue

* Pearlescent paint.

§ Metallic paint.

SPECIFICATIONS

ENVIRONMENTAL PERFORMANCE	1.33 l Dual VVT-i Petrol 6 M/T	1.6 l Valvematic Petrol 6 M/T	1.6 l Valvematic Petrol M/D S	1.4 l D-4D Diesel 6 M/T	1.4 l D-4D Diesel 6 MM
Fuel consumption (applicable legislation)					
Combined driving (litres/100 km)	5.8	6.3	6.1	4.0	4.1
Urban driving (litres/100 km)	7.3	8.1	7.8	4.7	4.9
Extra urban driving (litres/100 km)	4.9	5.2	5.2	3.6	3.7
Recommended fuel grade	95 or more (octane)	95 or more (octane)	95 or more (octane)	48 or more (cetane)	48 or more (cetane)
Fuel tank capacity (litres)	55	55	55	55	55
Carbon dioxide, CO₂ (applicable legislation)					
Combined driving (g/km)	134	144	142	104	109
Urban driving (g/km)	168	186	181	122	128
Extra urban driving (g/km)	114	120	119	94	98
Exhaust emissions (regulation EC 715/2007 as amended by EC 2016/427W)					
Euro class	EURO 6 W	EURO 6 W	EURO 6 W	EURO 6 W	EURO 6 W
Carbon monoxide, CO (mg/km)	389.8	382	281	63.6	281
Hydrocarbons, THC (mg/km)	40.8	37.5	47.5	–	–
Hydrocarbons, NMHC (mg/km)	35.2	33.4	43.4	–	–
Nitrogen oxides, NO _x (mg/km)	7.4	9.1	12.9	64	12.9
Hydrocarbons, THC & Nitrogen Oxides, NO _x (mg/km)	–	–	–	81.1	120
Smoke particulates (mg/km)	–	–	–	1.12	0.5
Sound level drive by (dB(A))	73	70	70	68	68

The fuel consumption, CO₂ and noise values are measured in a controlled environment on a basic production vehicle, in accordance with the requirements of European law published by the European Commission. For further information, or if you are interested in buying a basic production vehicle, please contact Toyota Motor Europe NV/SA. The fuel consumption and CO₂ values of your vehicle may vary from those measured. Driving behaviour as well as other factors (such as road conditions, traffic, vehicle condition, installed equipment, load, number of passengers, ...) play a role in determining a car's fuel consumption and CO₂ emissions.

M/T = Manual transmission M/D S = Multidrive S MM = MultiMode

ENGINE	1.33 l Dual VVT-i Petrol 6 M/T	1.6 l Valvematic Petrol 6 M/T	1.6 l Valvematic Petrol M/D S	1.4 l D-4D Diesel 6 M/T	1.4 l D-4D Diesel 6 MM
Engine code	1NR-FE	1ZR-FAE	1ZR-FAE	1ND-TV	1ND-TV
Number of cylinders	4 cylinder, in line	4 cylinder, in line	4 cylinder, in line	4 cylinder, in line	4 cylinder, in line
Valve mechanism	16-valve DOHC with Dual VVT-i	16-valve DOHC with Dual VVT-i	16-valve DOHC with Dual VVT-i	8-valve SOHC	8-valve SOHC
Fuel system	EFI	EFI	EFI	Common-rail system	Common-rail system
Displacement (cc)	1329	1598	1598	1364	1364
Bore x stroke (mm x mm)	72.5 x 80.5	80.5 x 78.5	80.5 x 78.5	73.0 x 81.5	73.0 x 81.5
Compression ratio	11.5 : 1	10.7 : 1	10.7 : 1	16.5 : 1	16.5 : 1
Maximum torque (Nm/rpm)	128/3800	160/4400	160/4400	205/1800–2800	205/1800–2800
Maximum power output (DIN hp)	99	132	132	90	90
Maximum power output (kW/rpm)	73/6000	97/6400	97/6400	66/3800	66/3800

PERFORMANCE	1.33 l Dual VVT-i Petrol 6 M/T	1.6 l Valvematic Petrol 6 M/T	1.6 l Valvematic Petrol M/D S	1.4 l D-4D Diesel 6 M/T	1.4 l D-4D Diesel 6 MM
Maximum speed (km/h)	180	200	190	180	180
0–100 km/h (secs)	12.6	10.0	11.1	12.5	14.7
Drag coefficient	0.27	0.27	0.27	0.27	0.27

SUSPENSION	
Front suspension	MacPherson strut
Rear suspension	Torsion beam

BRAKES	
Front brakes	Ventilated disc
Rear brakes	Disc

SPECIFICATIONS

LOAD CAPACITY	1.33 l Dual VVT-i Petrol 6 M/T	1.6 l Valvematic Petrol 6 M/T	1.6 l Valvematic Petrol M/D S	1.4 l D-4D Diesel 6 M/T	1.4 l D-4D Diesel 6 MM
Luggage capacity (up to tonneau cover) (litres)	530	530	530	530	530

DIMENSIONS & WEIGHTS	1.33 l Dual VVT-i Petrol 6 M/T	1.6 l Valvematic Petrol 6 M/T	1.6 l Valvematic Petrol M/D S	1.4 l D-4D Diesel 6 M/T	1.4 l D-4D Diesel 6 MM
Exterior length (mm)	4620				
Exterior width (mm)	1775				
Exterior height (mm)	1465				
Front tread (mm)	1525				
Rear tread (mm)	1520				
Front overhang (mm)	940				
Rear overhang (mm)	980				
Wheelbase (mm)	2700				
Turning circle – tyre (m)	5.4				
Interior length (mm)	1930				
Interior width (mm)	1485				
Interior height (mm)	1190				
Luggage overall length, rear seat up (mm)	1095				
Luggage overall width (mm)	1245				
VDA luggage capacity, up to tonneau cover, rear seat up (litres)	530				
Gross vehicle weight (kg)	1735	1775	1775	1795	1795
Kerb weight (kg)	1150–1270	1195–1315	1205–1325	1200–1340	1310–1340
Towing capacity with brakes (kg)	1000	1300	1300	1000	1000
Towing capacity without brakes (kg)	450	450	450	450	450



WHEELS

	Live	Touch	Active	Advance	Lounge
16" steel wheels with wheel caps (4-double-spoke)	●	●	—	—	—
16" alloy wheels (10-double-spoke)	—	—	●	●	—
16" alloy wheels (5-double-spoke)	—	—	—	—	●
Full spare steel wheel	●	●	●	●	●

● = Standard

○ = Optional

— = Not available

M/T = Manual transmission

M/D S = Multidrive S

MM = MultiMode

EQUIPMENT

EXTERIOR STYLING	Live	Touch	Active	Advance	Lounge
Chrome upper front grille	●	●	●	●	●
Chrome insert on upper front grille	●	●	●	●	●
Black lower front grille	●	●	●	●	—
Night Sky black lower front grille	—	—	—	—	●
Ash grey surrounds on front fog lamps	—	●	●	●	●
LED front light guide	—	—	—	—	●
LED rear light guide	—	●	●	●	●
Body-coloured front bumper	●	●	●	●	●
Body-coloured rear bumper	●	●	●	●	●
Body-coloured door mirrors	●	●	●	●	●
Body-coloured door handles	●	●	●	●	●
Chrome decoration on door handles	—	—	—	●	●
Chrome door belt moulding	—	●	●	●	●
Privacy glass on rear windows	—	—	—	●	●
Glass-integrated antenna	●	●	●	●	●
Rear passenger window antenna	●	●	●	●	●

EXTERIOR COMFORT	Live	Touch	Active	Advance	Lounge
Automatic headlight cut-off	●	●	●	●	●
Headlight cut-off reminder	●	●	●	●	●
Rain sensor	—	—	—	—	●
Automatically retractable door mirrors	—	●	●	●	●
Power-adjustable door mirrors	●	●	●	●	●
Heated door mirrors	●	●	●	●	●
Follow-me-home headlights	●	●	●	●	●
Dusk sensor	—	—	—	—	●
Remote door lock	●	●	●	—	—
Smart Entry & Start System	—	—	—	●	●

EXTERIOR COMFORT	Live	Touch	Active	Advance	Lounge
Remote boot door release in cabin	●	●	●	●	●
Remote boot door release on key	●	●	●	●	●
Boot door release with key	●	●	●	●	●

INTERIOR STYLING	Live	Touch	Active	Advance	Lounge
3-spoke urethane steering wheel	●	—	—	—	—
3-spoke leather steering wheel	—	●	●	●	●
Satin chrome insert on steering wheel	●	●	●	●	●
Silver stitching on steering wheel	—	●	●	●	●
Satin chrome rings on analogue speedometer	—	●	●	●	●
Satin chrome surround on analogue tachometer	—	●	●	●	●
Piano Black centre console	●	●	●	●	●
Piano Black insert on centre console	●	●	●	●	●
Black surround on multimedia display	●	●	●	●	●
Piano black surround on multimedia display screen	●	●	●	●	●
Fabric armrest on front console box	●	●	●	●	—
Leather-like armrest on front console box	—	—	—	—	●
Silver stitching on front console box	—	—	—	—	●
Leather gear shift knob	—	●	●	●	●
Piano Black insert on gear shift knob	—	●*	●*	●*	●*
Black gear shift knob surround	●	—	—	—	—
Satin chrome gear shift knob surround	—	●	●	●	●
Grey stitching on gear shift knob	—	● [§]	● [§]	● [§]	● [§]
Satin chrome gear shift surround on centre console	—	●	●	●	●
Leather handbrake	—	●	●	●	●
Black button on handbrake	●	—	—	—	—
Satin chrome button on handbrake	—	●	●	●	●

● = Standard

○ = Optional

— = Not available

* Not available on 1.4 I D-4D 6 M/T, 1.6 I Valvematic 6 M/T.

§ Not available on 1.4 I D-4D 6 MM.

EQUIPMENT

INTERIOR STYLING	Live	Touch	Active	Advance	Lounge
Black upper dashboard	●	●	●	●	●
Black lower dashboard	●	●	●	●	●
Silver stitching on lower dashboard	●	●	●	●	●
Black lower driver dashboard	●	●	●	●	●
Black lower passenger dashboard	●	●	●	●	●
Black insert on upper dashboard	—	●	●	●	●
Light blue lighting on upper dashboard	—	—	—	—	●
Black centre air vents	●	—	—	—	—
Chrome-plated centre air vents	—	●	●	●	●
Satin chrome centre air vent surrounds	—	●	●	●	●
Black centre air vent surrounds	●	—	—	—	—
Satin chrome insert on centre air vents	—	●	●	●	●
Black side air vents	●	●	●	●	●
Black side air vent surrounds	●	●	●	●	●
Fabric door trim	—	●	●	●	—
Leather front door trim	—	—	—	—	●
Silver front door insert	●	●	●	●	●
Black front door armrests	●	●	●	●	●
Fabric front door armrests	—	●	●	●	—
Leather-like front door armrests	—	—	—	—	●
Silver stitching on front door armrests	—	●	●	●	●
Satin chrome interior door handles	●	●	●	●	●
Silver insert on rear passenger doors	●	●	●	●	●
Silver stitching on front seats	—	●	●	●	—
Silver double stitching on front seats	—	—	—	—	●

INTERIOR COMFORT	Live	Touch	Active	Advance	Lounge
Manual tilting steering wheel	●	●	●	●	●
Push-button start	–	–	–	●	●
Gear Shift Indicator (GSI)	●	●*	●*	●*	●*
Analogue speedometer	●	●	●	●	●
Analogue tachometer	●	●	●	●	●
Manual telescopic steering wheel	●	●	●	●	●
Manual day/night rear-view mirror	●	●	●	●	–
Electrochromatic rear-view mirror	–	–	–	–	●
Rear-view camera display	–	●	●	●	●
Static guide lines on rear-view camera display	–	●	●	●	●
Manual air conditioning	●	–	–	–	–
Dual-zone automatic air conditioning	–	●	●	●	●
Pollen air filter	●	●	●	●	●
Rear-view camera display in display audio screen	–	●	●	●	●
Clean air filter	●	●	●	●	●
Fixed armrest on front console box	●	●	●	●	–
Sliding armrest on front console box	–	–	–	–	●
Rear armrest	–	●	●	●	●
Manually height-adjustable driver seat	●	●	●	●	●
Manually height-adjustable front passenger seat	●	●	●	●	●
Reclining rear seats	●	●	●	●	●
60:40 split-folding rear seats	●	●	●	●	●
Front power windows	●	●	●	●	●
Noise reduction layer on windshield	●	●	●	●	●

● = Standard

○ = Optional

– = Not available

* Not available on 1.6 l Valvematic M/D S.

EQUIPMENT

INTERIOR COMFORT	Live	Touch	Active	Advance	Lounge
Rear power windows	●	●	●	●	●
Auto up & down function on all power windows	●	●	●	●	●
Anti-jam protection on power windows	●	●	●	●	●
Power passenger window lock	●	●	●	●	●
UV-filter on rear windows	●	●	●	●	●
Washer fluid level warning	●	●	●	●	●
Front room lamp	●	●	●	●	●
Front overhead assist grips	●	●	●	●	●
Rear overhead assist grips	●	●	●	●	●
Centre room lamp (bulb type)	●	●	●	●	●
Boot lamp	●	●	●	●	●
Illuminated entry system	●	●	●	●	●
Lamp on driver sun visor	—	●	●	●	●
Lamp on passenger sun visor	—	●	●	●	●
Mirror on driver sun visor	●	●	●	●	●
Mirror on passenger sun visor	●	●	●	●	●
Front 12V power outlet	●	●	●	●	●
Rear passenger 12V power outlet	●	●	●	●	●
Power door lock	●	●	●	●	●
Child safety door lock	●	●	●	●	●
Key reminder warning	●	●	●	●	●
Black on blue multi-information display	●	—	—	—	—
Coloured TFT multi-information display	—	●	●	●	●
4.2" screen for multi-information display	—	●	●	●	●

INTERIOR COMFORT	Live	Touch	Active	Advance	Lounge
Audio switches on steering wheel	●	●	●	●	●
Multimedia switches on steering wheel	●	●	●	●	●
Telephone switch on steering wheel	●	●	●	●	●
Voice recognition switch on steering wheel	●	●	●	●	●

STORAGE	Live	Touch	Active	Advance	Lounge
Front console box	●	●	●	●	●
Lid on front console box	●	●	●	●	●
Single compartment glovebox	●	●	●	●	●
Glovebox lamp	●	●	●	●	●
Front door pockets	●	●	●	●	●
Rear door pockets	●	●	●	●	●
Front bottle holders	●	●	●	●	●
Rear bottle holders	●	●	●	●	●
1.5 litre bottle holder	●	—	—	—	—
0.5 litre bottle holder	—	●	●	●	●
Front cup holders	●	●	●	●	●
Rear cup holders	—	●	●	●	●
Rear passenger coat hook (1)	●	●	●	●	●
Sunglasses holder	●	●	●	●	●
Passenger-only seatback pocket	●	●	●	●	●
Full-flat loading	●	●	●	●	●
Hooks for luggage holding belt	●	●	●	●	●

● = Standard ○ = Optional — = Not available

EQUIPMENT

MULTIMEDIA

	Live	Touch	Active	Advance	Lounge
7" multimedia display	—	●	●	●	●
Radio and CD player with WMA and MP3	●	—	—	—	—
Toyota Touch® 2 multimedia system	—	●	●	●	●
Toyota Touch® 2 with Go navigation system	—	—	—	—	○
6 speakers	●	●	●	●	●
Aux-in connector	●	●	●	●	●
USB connector	●	●	●	●	●
Bluetooth® hands-free system	●	●	●	●	●
Voice recognition	—	—	—	—	○

SAFETY

	Live	Touch	Active	Advance	Lounge
5-Star Euro NCAP safety rating	●	●	●	●	●
Anti-lock Braking System (ABS) with Electronic Brake force Distribution (EBD)	●	●	●	●	●
Brake Assist (BA)	●	●	●	●	●
Emergency Brake-light Signal (EBS)	●	●	●	●	●
LED rear brake lights	—	●	●	●	●
High-mounted stop lamp (LED type)	●	●	●	●	●
Rear combination lamps (bulb type)	●	—	—	—	—
Rear combination lamps (LED type)	—	●	●	●	●
Multi-reflector halogen headlamps	●	●	●	●	—
LED headlamps	—	—	—	—	●
Automatic headlamp levelling	—	—	—	—	●
Headlamp cleaners	—	—	—	—	●
Front fog lamps	—	●	●	●	●
Daytime running lights (LED type)	●	●	●	●	●

SAFETY	Live	Touch	Active	Advance	Lounge
Turning signal integrated in door mirrors	●	●	●	●	●
Cruise Control	–	–	–	●*	●*
Vehicle Stability Control (VSC)	●	●	●	●	●
Hill-start Assist Control (HAC)	●	●	●	●	●
Tyre Pressure Warning System (TPWS)	●	●	●	●	●
Front parking sensors	–	–	–	–	●
Rear parking sensors	–	–	–	–	●
Rear-view camera	–	●	●	●	●
Supplemental Restraint System (SRS) airbags – 7 airbags	●	●	●	●	●
Front seat belt reminder	●	●	●	●	●
Adjustable front passenger seat belt extender	●	●	●	●	●
Adjustable front driver seat belt extender	●	●	●	●	●
Rear seat belt reminder	●	●	●	●	●
Pre-tensioners and force limiters	●	●	●	●	●
Front passenger airbag detector	●	●	●	●	●
Front passenger airbag on/off-switch	●	●	●	●	●
ISOFIX seat fixing	●	●	●	●	●
Driver & front passenger active headrests	●	●	●	●	●
Rear headrests (3)	●	●	●	●	●
PERFORMANCE, TRANSPORT & PROTECTION	Live	Touch	Active	Advance	Lounge
Comfort suspension	●	●	●	●	●
Front mudguards	●	●	●	●	●
Rear mudguards	●	●	●	●	●

● = Standard


○ = Optional

– = Not available

* Not available on 1.4 1D-4D 6 MM.

GLOSSARY

Discover more about Corolla technology.




Rain sensor

The automatic rain sensor instantly sets the appropriate wiper speed and intervals.



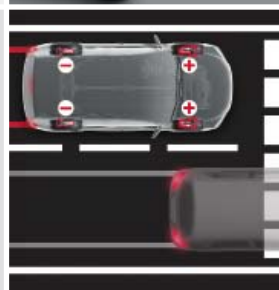
Smart Entry & Start System

Instead of a conventional key, the Smart Entry & Start System features a transmitter that allows you to unlock the doors by pulling the handle and lock them again by pressing a button. To start or stop the engine, simply press the Start/Stop button. All you need to do is carry the Smart Entry key in your pocket or handbag.



Dusk sensor

The dusk sensor monitors light levels and automatically switches on the headlights when the light is low.



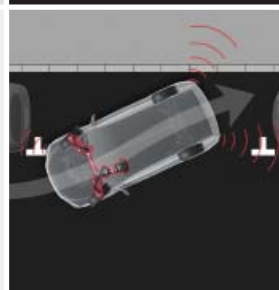
Brake Assist (BA)

If you attempt an emergency stop, BA will detect this and apply additional brake pressure. This enables ABS to work to its maximum potential.




Follow-me-home headlights

Activated by the driver for added safety and practicality at night, the headlights remain lit for 30 seconds after parking your car to illuminate your path to the front door.



Simple Intelligent Parking Assist (Simple IPA)

Simple IPA automatically manoeuvres you into your chosen parking spot whether between two vehicles or behind one. Using ultrasonic sensors on the front side-bumper to identify a suitable parking space, once engaged, the system automatically performs the steering operations. You simply have to control the reversing speed and let the Simple IPA park your vehicle.



Supplemental Restraint System (SRS) – 7 airbags

This model is fitted with seven airbags. They include driver's knee airbag, SRS airbags for both driver and front passenger, side airbags for the front seats, and SRS curtain shield airbags covering both the front and rear seat passengers.



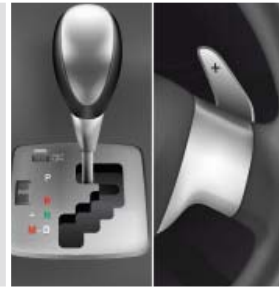
ISOFIX seat fixing

Seats incorporate special anchor points, including a top tether that helps prevent the seat tipping forward. These provide a safe and convenient way of correctly securing ISOFIX child seats (available from your Toyota dealer).



Rear-view camera

Reverse more safely using the rear-view camera. The clear colour image displayed on screen helps you spot hidden hazards and park with ease.



Multidrive S

Continuously Variable Transmission (CVT) combines the smoothness of an automatic transmission gearbox with the fuel economy of a manual transmission. By seamlessly adjusting the pulley ratio, Multidrive S delivers the most fuel-efficient performance. It also offers an additional sport option. This engaging experience is delivered through a simulated sequential 7-speed manual mode; change gears using the steering wheel-mounted paddle shifts.



Pre-tensioners and force limiters

Integral to the front 3-point ELR seat belts, pre-tensioners and force limiters are designed to help avoid injuries to the chest area.



1.6l Valvematic

The 1.6 litre Valvematic petrol engine includes the next generation of Toyota's successful VVT-i system. Valvematic varies the timing and lift of the engine's valves to suit your driving requirements. The result is improved responsiveness, better fuel economy and lower CO₂ emissions.

TOYOTA ENVIRONMENTAL CHALLENGE 2050

TOYOTA ENVIRONMENTAL CHALLENGE 2050

Toyota has set out 6 environmental challenges to be completed by 2050. The objective being to achieve sustainable development together with society.



Challenge 1

New Vehicle – Zero CO₂ Emissions Challenge.



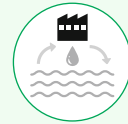
Challenge 2

Life Cycle – Zero CO₂ Emissions Challenge.



Challenge 3

Plant – Zero CO₂ Emissions Challenge.



Challenge 4

Challenge of Minimizing and Optimising Water Usage.



Challenge 5

Challenge of Establishing a Recycling-based Society and Systems.



Challenge 6

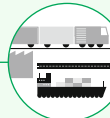
Challenge of Establishing a Future Society in Harmony with Nature.

TOYOTA'S LIFECYCLE APPROACH TO ENVIRONMENTAL ISSUES



Design & Manufacture

Each design detail on our vehicles is analysed to ensure the lowest possible environmental impact throughout its life cycle.*



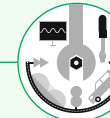
Logistics

Toyota is always looking to employ the most efficient and environmentally friendly logistical and delivery methods.



Vehicle Retail

Improvements in the environmental efficiency of Toyota's network of showrooms is an on-going commitment.



Driving & Servicing

Driving your Toyota more efficiently and by using genuine parts can help to save money and reduce further impact on the environment.



Reduce, Reuse, Recycle

95% of every Corolla is reusable and recoverable. In addition, our environmental policy means that we offer you new and innovative ways of returning your vehicle when it eventually reaches "the end of the road".



* The Life Cycle Analysis for the Corolla (engine type 1ZR-FAE) compared to the previous model (engine type 1ZR-FE), shows a reduction in emissions of all the main pollutants and considerable reductions of 13% in CO₂ (Carbon dioxide), 38% in NO_x (Nitrogen Oxide), 8% in SO_x (Sulphur Oxide) and 17% in NMHC (Non-Methane Hydrocarbons).

Toyota's LCA methodology, which is applied to our passenger vehicles was reviewed and approved by TÜV Rheinland and has been certified to comply with ISO14040/14044 standards.



The Toyota Corolla is built to the highest quality standards at TMMT in Sakarya, Turkey.

For more information on Toyota's environmental activities please visit: www.toyota-europe.com/world-of-toyota or contact your local Toyota retailer.

COMPLETE PEACE OF MIND WITH TOYOTA



Quality Service

Your Toyota will need a Health & Safety check at least once every 2 years/30,000 km (whichever comes sooner). An intermediate check is necessary every year or 15,000 km.



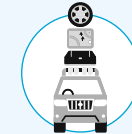
Low Maintenance Costs

All Toyota vehicles are designed and engineered to minimise your maintenance costs.



Genuine Parts

Providing the reassurance of Toyota quality, only genuine and approved components are used on your vehicle.



Genuine Accessories

Toyota accessories are designed and manufactured with the same care, quality and attention to detail as Toyota vehicles. All accessories are covered by a 3-year warranty when purchased together with the vehicle[§].



Comprehensive Warranty

Every new Toyota comes with a 3-year/100,000 km vehicle warranty[§], which covers any defect caused by a manufacturing fault[°].



Toyota Eurocare

Enjoy peace of mind driving with complimentary Toyota Eurocare roadside assistance in 40 European countries for 3 years**.



Added Security

Toyota's comprehensive security system withstands the insurance industry's rigorous 5-minute attack test.

[§] Check with your retailer for specific warranty details. [°] Transport to the nearest authorised Toyota repairer will also be covered. In addition 3-year/unlimited mileage paint warranty protects against defects and surface rust caused by a manufacturing fault. Every new Toyota is covered by a 12-years anti-corrosion warranty (not valid for commercial vehicles) against perforation of body panels caused by a manufacturing fault in materials or workmanship. ** Belgium 5 years/Portugal and Denmark 1 year.

ICONIC QUALITY

“WHEN A PRODUCT HAS TOUCHED SO MANY LIVES OVER 50 YEARS, IT PROMISES TO ONLY GET BETTER FOR THE GENERATIONS TO COME”

Since its introduction in 1966, the Corolla has provided reliable and affordable motoring to the masses. Taking its name from the ring of petals around a flower, the Corolla – now in its eleventh generation – continues to exceed expectations through innovative technology, comfort and proven quality. As we celebrate 50 proud years of the Corolla and over 40 million sales, we now look forward to another half-century of innovation with the car that’s made for the people.



1966



1974



1983



1991



2000

Model shown: Corolla Lounge



COROLLA



For 50 years the Corolla has provided affordable motoring without sacrificing reliability, comfort and innovation. With that reputation, the Corolla will always be our choice.





ALWAYS A
BETTER WAY

COROLLA. INSPIRING DESIGN THAT'S FIT FOR INSPIRED LIVES.

www.toyota-europe.com



To continue your
experience scan this
QR code.

To the best of our knowledge, all information in this brochure is correct at time of going to print. Details of specifications and equipment provided in this brochure are subject to local conditions and requirements and may, therefore, vary from models available in your area. Please enquire with your local retailer for details on your local specifications and equipment. • Vehicle body colours may differ slightly from the printed photographs in this brochure. • The readability of QR Codes® present in this brochure may differ according to the scanner used. Toyota cannot be held responsible should your device not be able to read any QR Codes® or interactive content markers. • Toyota Motor Europe reserves the right to alter any details of specifications and equipment without prior notice. • © 2017 by Toyota Motor Europe NV/SA ('TME'). • No part of this publication may in any way be reproduced without the prior written approval of Toyota Motor Europe.