

Land Cruiser



**TOYOTA**

ALWAYS A  
BETTER WAY



# Still unrivalled

The new Land Cruiser takes you from the heart of the city to the rugged terrain of the wilderness, with style, reliability and true Toyota innovation.

More than 60 years of worldwide driving experience have made the Land Cruiser what it is today – a vehicle engineered and evolved to take on the most extreme driving challenges on Earth, with athletic manoeuvrability, rock solid stability and uncompromised on-road comfort.



## Design

A new sleek design includes a bold front grille, powerful LED headlamps and new rear light clusters.



## 4x4 Technology

Whether city streets or off-road terrain, the advanced 4x4 technology gives you the freedom to go anywhere.



## Comfort

Travel in comfort and style with state-of-the-art interior technology and versatile seating.



## Heritage

With over 60 years of unrivalled driving experience in more than 150 countries, the new Land Cruiser is truly unstoppable.



LAND CRUISER

# Refinement that's unparalleled

The Land Cruiser is an iconic blend of stunning design and impressive functionality.

It's as sleek as it is agile and robust. LED front headlamps featuring daytime running lights, an imposing front grille, fog lamps and lower grille give it serious urban appeal and off-road presence. LED rear combination lights and improved rear mouldings complete a new look that makes this the most attractive Land Cruiser yet.



# Drive anywhere

The Land Cruiser's full-time 4WD and multi-terrain management system make conquering any landscape easy.

Together, the electronically modulated Kinetic Dynamic Suspension System (KDSS) and Adaptive Variable Suspension (AVS) provide unrivalled control, comfort and stability.

Dynamic handling is made easy with Variable Flow Control (VFC). This advanced technology provides a more solid and defined drive.







# State-of-the-art functionality

Intelligent controls on the steering wheel give you access to rear, front and side camera views, your phone, Bluetooth®, voice recognition and Toyota Touch® 2 with Go Plus navigation system. Harmonised illumination and premium upholstery are just some of the improved features inside the new Land Cruiser; features that turn your travel experience from a necessity into a delight. A redesigned centre console houses a state-of-the-art satellite navigation system and a JBL audio system, to keep you informed and entertained on the road.



The image shows the rear passenger area of a vehicle. There are two rows of seats upholstered in a dual-tone leather, with a dark brown main color and a lighter, brushed aluminum-colored accent on the side panels and headrests. The seats are arranged in a 2-3 configuration. The interior is well-lit, and the windows show a blurred outdoor scene with trees and a building. The overall atmosphere is one of luxury and refinement.

## Interior refinement

The spacious interior of the Land Cruiser blends natural materials, dual-zone air conditioning and clever storage compartments with innovative, hassle-free solutions like Smart Entry & Start System.

Comfortable dual-tone leather seating with brushed aluminium inserts provides space to stretch on long journeys and supports healthy posture, complementing all shapes and sizes perfectly.

**Model shown: Executive grade with optional black and brown leather interior.**

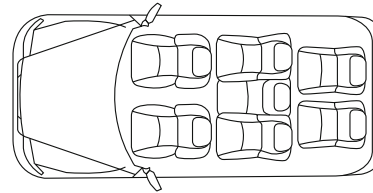


The image shows the interior of a Toyota minivan from a rear passenger perspective. The seats are upholstered in brown leather. The second and third rows are folded flat, creating a large, open space. Through the side window, a modern city skyline with glass skyscrapers is visible. Through the rear window, a scenic landscape with a dirt road, green fields, and a large rock formation under a blue sky is seen.

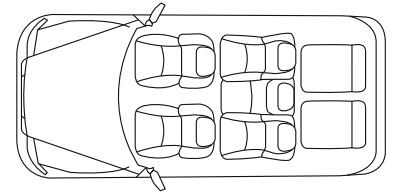
## As your adventure unfolds

Whether you need space for passengers or for loading, Toyota Easy Flat seat system provides multiple configurations for maximum versatility. You can flatten the second and third rows for transporting as much luggage as you need for a trip around the world, or a spontaneous city break.

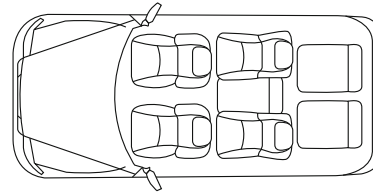
Model shown: Executive grade with optional black and brown leather interior.



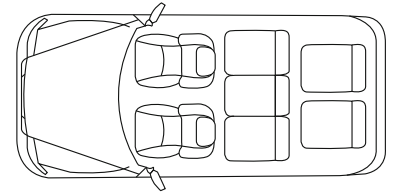
**7 people travelling**  
All seats up.



**5 people travelling**  
3rd row stowed.



**4 people travelling**  
2nd row centre seat folded down and  
3rd row stowed.



**2 people travelling**  
2nd row seating folded down and  
3rd row stowed.

## Versatile seating

The second row seats fold with a 40:20:40 split\* (with the option of 2nd row seat heaters in the outer seats); the 3rd row features a central 50:50 split with underfloor seat storage. With a rear glass hatch window for loading that operates easily with one hand, the Land Cruiser opens up a multitude of options for stowing your luggage easily and safely, on a completely flat surface area.

\* 5-door model only.



# Unbeatable power

The Land Cruiser is finely tuned for navigating city back streets, cruising the fast lane or ascending a mountain dirt track.

Outstanding performance is guaranteed with your choice of 2.7 litre VVT-i petrol, powerful 4.0 litre V6 Dual VVT-i petrol or 2.8 litre turbo diesel engine technology. A cleverly optimised fusion of power and torque provide an exhilarating drive, never compromising efficiency.

Engine	Power	Fuel consumption*	CO <sub>2</sub> emissions*	Available on
<b>2.7 litre petrol</b> VVT-i 4 A/T	<b>163</b> DIN hp	<b>12.5</b> l/100 km	<b>292</b> g/km	Entry
<b>2.7 litre petrol</b> VVT-i 5 M/T	<b>163</b> DIN hp	<b>12.3</b> l/100 km	<b>288</b> g/km	Entry
<b>4.0 litre petrol</b> V6 Dual VVT-i 5 A/T	<b>281</b> DIN hp	<b>10.8</b> l/100 km	<b>256</b> g/km	Legend, Prestige, Executive
<b>2.8 litre diesel</b> D-4D 6 A/T, 6 M/T	<b>177</b> DIN hp	<b>7.4</b> l/100 km	<b>194</b> g/km	Legend, Prestige, Executive

A/T = Automatic transmission

M/T = Manual transmission

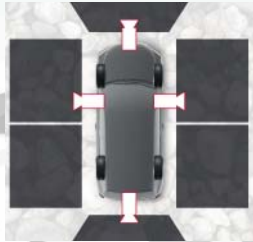
\* Combined cycle.

# Off-road technology

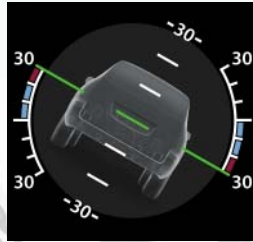
What makes the Land Cruiser such a pleasure to drive off-road is an abundance of innovative technology that's become synonymous with Toyota.



**Multi-Terrain Select (MTS)**  
Tackle any scenario with a choice of five terrain modes – 'Rock', 'Rock & Dirt', 'Loose Rock', 'Mogul' and 'Mud & Sand'. The vehicle's throttle, braking and Traction Control systems are automatically modified to suit the off-road conditions, providing maximum traction and control.



**Multi-Terrain Monitor (MTM) – 4 cameras**  
MTM allows you to see the road around, helping you stay on your intended course and avoid potential danger. The screen displays a choice of six live images from four exterior cameras. By simply pressing the multi-function switch on the steering wheel, you'll have an instant understanding of your surroundings.




**Body angle display**  
In uneven off-road conditions it is often difficult to determine your steering direction. The new Land Cruiser's Multi-information display shows the body angle guide lines to give you confidence in these situations.



**Kinetic Dynamic Suspension System (KDSS) off-road**  
Drive off-road and remain firmly on the ground with greater traction. The stabiliser is disconnected. With the fluid now allowed to flow freely through the system, each wheel can move with much more independence on uneven ground. The resulting longer wheel travel provides uncompromised traction and stability on the roughest terrain.





#### **Crawl Control**

Confidently tackle challenging off-road conditions without touching the accelerator or brake pedals – all you do is steer. Crawl Control automatically manages the engine and brakes to maintain a consistent crawling pace. Just press the ‘CRAWL’ button, select one of five speeds – and go. Speed can be changed on the move.

#### **Downhill Assist Control (DAC)**

When driving down steep descents where deceleration by engine braking alone is not sufficient, DAC automatically controls the hydraulic pressure of all four brakes to maintain a constant speed. This helps to reduce wheel lock and enables even slippery descents to be negotiated at low, constant speed. Vibration on steep, uneven descents is also reduced, ensuring vehicle stability.

#### **Full-time 4WD**

Maintain optimum traction in all conditions. Full-time 4WD varies torque distribution between front and rear wheels for optimal performance. Normal conditions require a 40:60 front:rear split. The new Land Cruiser allows a scope of 50:50 to 30:70 to meet the demands of any terrain.

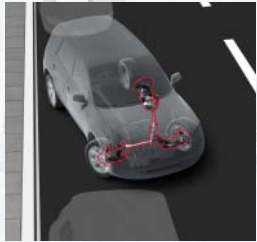
#### **Active Traction Control (A-TRC)**

Traction is maintained or established through the selective distribution of torque to individual wheels, overcoming wheel spin and helping to stabilise when accelerating on slippery roads and in muddy conditions.

# On-road technology

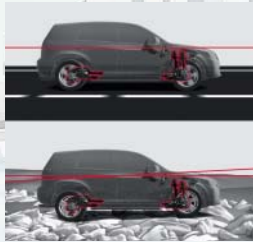
We've thought of everything, including a multitude of ways to make your on-road drive stress-free and more enjoyable.

On-road assistance includes:



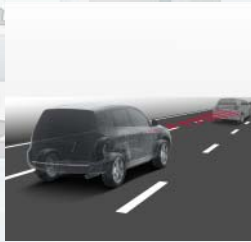
## **Variable Flow Control (VFC) power steering**

VFC controls the flow of steering fluid in response to your travelling speed and steering movements. The flow increases at slow speeds to make the steering wheel easier to turn, then decreases at high speeds for a more solid and defined drive.



## **Adaptive Variable Suspension (AVS)**

AVS continuously adapts shock absorber damping in response to the road conditions and automatically selects the most appropriate ride mode: Comfort, Normal or Sport.



## **Adaptive Cruise Control (ACC)**

ACC goes beyond conventional cruise control, with a vehicle-to-vehicle distance control function that maintains a pre-set distance from a preceding vehicle by matching its speed. Vehicle-to-vehicle distance control mode incorporates: constant speed control, deceleration/acceleration control, and follow-up control.



## **Kinetic Dynamic Suspension System (KDSS) on-road**

KDSS is an electronically modulated hydraulic suspension system. On-road, highly responsive suspension with conventional anti-roll bars provides unrivalled steering agility and ride comfort.





**Robust body-on-frame construction**


High tensile sheet metal is used to maintain a lightweight design and ensure strength and rigidity. Sound-absorbing and noise-cancelling materials contribute to a peaceful drive.

**Manoeuvrability with an optimized turning radius**

The new Land Cruiser's proportions and minimum turning radius of 5.8m (5-door) provide agile and user-friendly handling, making driving easy with enhanced manoeuvrability and stability.

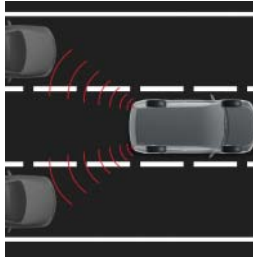
# Unbeatable protection

Safety features on the Land Cruiser are second to none, so you're free to enjoy the journey ahead.



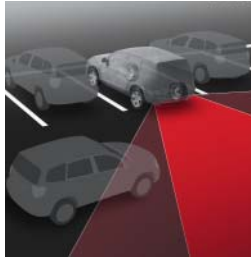
## **Multi-Terrain Anti-lock Braking System (ABS)**

When driving with Multi-Terrain Select, the ABS controls the wheel lock on loose surfaces. This automatically adjusts to the terrain you are driving on to provide optimal braking performance.



## **Blind Spot Monitor (BSM)**

The BSM system allows the driver to manoeuvre more safely during lane changes. If the rear-mounted radar sensors detect a vehicle in your side or rear blind spot, a warning indicator will illuminate on the appropriate side mirror. Should you indicate to change lanes and a vehicle is in your blind spot, the warning indicators will flash to alert you that a lane change should be avoided.



## **Rear Cross Traffic Alert (RCTA)**


RCTA allows you to reverse out of a parking space safely by detecting other vehicles approaching your blind spot area. Using quasi-millimetre wave radar, RCTA alerts you with a buzzer and flashing indicators on the outer mirrors.



## **Vehicle Stability Control (VSC)**

VSC is a system that helps prevent side skids and stabilises the vehicle while turning on a curve. When the vehicle senses a loss of traction or a slip, braking is automatically applied to all four individual wheels and engine power is reduced.





**Supplemental Restraint System (SRS) airbags**  
The Land Cruiser comes equipped with up to seven airbags, ensuring driver and all passengers are protected even in a 7-seat vehicle.

**Trailer Sway Control (TSC)**  
When towing a trailer, the TSC system detects trailer sway triggered by wind, bumpy roads or steering and uses deceleration control and yaw moment control to suppress it.

**Tyre Pressure Warning System (TPWS)**  
The Tyre Pressure Warning System alerts the driver in the event of falling tyre pressure using a sensor on each wheel.

# Features and technology

## Toyota Touch® 2 with Go Plus navigation system

Toyota Touch® 2 with Go Plus is a fully integrated multimedia system including a colour touch screen with drag and flick capabilities and an advanced audio system

compatible with USB devices, iPods and smartphones. It also comes with a navigation system with full European map coverage, detour and eco-route functions.

## JBL 17 speakers

This premium sound system gives you superior, immersive acoustics specially calibrated for Land Cruiser's interior cabin.



### Grade availability

- Prestige (optional)\*
- Executive

\* Not available on 4.0i V6 Dual VVT-i.

### Grade availability

- Prestige (optional)\*
- Executive

### State-of-the-art air conditioning

A fully automatic air conditioning system with the ability to independently control three zones, cools for interior comfort.



#### Grade availability

- Legend
- Prestige
- Executive

### Multi-information display

Sitting comfortably at driver eye-level, the Multi-information display provides all relevant vehicle information such as speed, steering wheel angle or Multi-Terrain Select (MTS) display.



#### Grade availability

- Entry
- Legend
- Prestige
- Executive

### Multi-information switches

The multi-information switches, conveniently located on the steering wheel, give you instant and easy access to the JBL sound system, camera display, your mobile phone, voice recognition and Bluetooth® hands-free system.



#### Grade availability

- Entry
- Legend
- Prestige
- Executive

# The Land Cruiser range – exteriors



## Entry

### Main features

- 17" alloy wheels (6-spoke)
- Multi-reflector halogen headlamps
- Front fog lamps
- Automatic headlight cut
- Chrome-plated front grille
- Body-coloured front bumper
- Body-coloured door mirrors
- Electrically retractable door mirrors
- Body-coloured rocker & lower door moulding
- Black side steps
- Body-coloured rear bumper
- Rear spoiler
- Remote door locking

## Legend

### Main features

- 17" alloy wheels (6-spoke)
- Multi-reflector halogen headlamps
- Front fog lamps
- Automatic headlight cut
- Chrome-plated front grille
- Body-coloured front bumper
- Body-coloured door mirrors
- Electrically retractable door mirrors
- Body-coloured rocker & lower door moulding
- Black side steps
- Body-coloured rear bumper
- Rear spoiler
- Remote door locking



## Prestige

### Main features (additional to Legend grade)

- 18" alloy wheels (6 double-spoke)
- Daytime running lights (LED type)
- LED headlamps
- Follow-me-home headlights
- Safety stay-on rear lights
- Silver detail on front grille
- Aluminium side steps
- Illuminated side steps
- Front parking sensors
- Dusk sensor
- Rain sensor

## Executive

### Main features (additional to Prestige grade)

- Electric moon roof

# The Land Cruiser range – interiors



## Entry

### Main features

- Black or Ivory fabric
- 4-spoke leather steering wheel
- Black centre console insert
- Illuminated entry system
- Ventilated console box
- Toyota Touch® 2 multimedia system
- Bluetooth® hands-free system
- 9 speakers

## Legend

### Main features (additional to Entry grade)

- Black or Ivory Premium fabric
- Cruise control
- Automatic air conditioning
- Smart Entry & Start System
- Rear-view camera display



## Prestige

### Main features (additional to Legend grade)

- Black or Ivory Premium fabric
- Electrochromatic rear-view mirror
- Woodgrain instrument garnish
- Woodgrain centre console insert
- Refrigerated console box
- Rear electric differential lock
- Crawl Control
- Multi-Terrain Select (MTS)
- Multi-Terrain Monitor (MTM)

## Executive

### Main features (additional to Prestige grade)

- Black or Ivory leather
- 4-spoke leather and wood steering wheel
- Adaptive Variable Suspension (AVS)
- Toyota Touch® 2 with Go Plus navigation system
- 17 speakers
- JBL premium sound system

# Accessories

Genuine Toyota accessories add your own touch of individuality to the Land Cruiser experience. With choices for style, practicality and innovation you can tailor your car for every twist and turn on life's big highway.

## 1. Exhaust pipe finisher

Made of chromed stainless steel to create an eye-catching detail.

## 2. Wind deflectors

Aerodynamically shaped to reduce in-car wind noise and buffeting when driving with open windows.

## 3. Mirror covers

With a deep chrome finish to emphasise your car's sculptural mirror design.

## 4. Rear lower trunk garnish

A dash of chrome along the lower trunk edge highlighting the rear contours.

## 5. Rear skirt

Extends the depth of the rear bumper to give a dynamic low profile appearance.

## 6. Side bars

The rugged appeal of an off-road side bar with a lustrous chrome finish.

Please contact your Toyota retailer for details of the full accessory range.



**7. Side mouldings with side sill**

Protection for your car's side panels combined with a stylish chrome inlay.

**8. Full trunk guard**

Robust floor-to-ceiling mesh frame for containing luggage or a pet dog in the trunk.



**9. Cargo manager**

With a flexible aluminium bar and textile belt to hold cargo in place. Fits into your car's trunk floor rails.

**10. Toyota Hotspot**

Providing mobile connectivity for up to 5 WiFi-capable devices such as laptops, tablets, phones and game stations. It wires into the car's electrics for constant power and uses your choice of SIM card.



**11.**



**11. Rear bicycle holder**

Attaches to a Toyota towing hitch for safe transport of 1 or 2 bicycles. One single key locks bike to carrier and carrier to car. Includes a lights and licence plate holder.

**12. Child restraint seats**

Toyota's range of child restraint seats provides options for each age group. The fixings are secure, the fabrics robust and the designs ensure safety with comfort.

**11.**



**12.**



# Colours



**040 Pure White**



**070 Pearl White\***



**1F7 Ultra Silver\***



**218 Attitude Black\***



**3R3 Barcelona Red\***

\* Metallic paint.



**1G3 Ash Grey\***



**1H2 Dark Steel\***



**202 Astral Black**



**4T3 Light Cappuccino\***



**6V4 Moss Green\***

# Wheels and trims



**17" alloy wheels (6-spoke)**  
Standard on Entry, Legend



**18" alloy wheels (6 double-spoke)**  
Standard on Prestige, Executive



**17" Canyon winter alloy wheels**  
Optional on all grades



**18" Pinnacle silver alloy wheels**  
Optional on all grades



**18" Pinnacle black alloy wheels**  
Optional on all grades



**Black fabric**  
Standard on Entry



**Ivory fabric**  
Standard on Entry



**Black Premium fabric**  
Standard on Legend, Prestige



**Ivory Premium fabric**  
Standard on Legend, Prestige



**Black leather**  
Standard on Executive,  
optional on Prestige



**Ivory leather**  
Standard on Executive,  
optional on Prestige



**Black and brown leather**  
Optional on Prestige, Executive



**Black leather**  
Optional on all grades



**Beige leather**  
Optional on all grades

# Specifications

<b>ENVIRONMENTAL PERFORMANCE</b>	<b>2.71 VVT-i Petrol 4 A/T</b>	<b>2.71 VVT-i Petrol 5 M/T</b>	<b>4.01 V6 Dual VVT-i Petrol 5 A/T</b>	<b>2.81 D-4D Diesel 6 A/T</b>	<b>6 M/T</b>
<b>Fuel consumption (applicable legislation)</b>					
Combined driving (litres/100 km)	12.5	12.3	10.8	7.4	7.4
Urban driving (litres/100 km)	–	–	14.7	9.2	8.9
Extra urban driving (litres/100 km)	–	–	8.6	6.3	6.6
Recommended fuel grade	95 unleaded petrol or higher	95 unleaded petrol or higher	95 unleaded petrol or higher	48 cetane diesel or higher	
Fuel tank capacity (litres)	87	87	87	87	87
<b>Carbon dioxide, CO<sub>2</sub> (applicable legislation)</b>					
Combined driving (g/km)	292	288	256	194	194
Urban driving (g/km)	–	–	346	242	232
Extra urban driving (g/km)	–	–	203	166	173
<b>Exhaust emissions (regulation EC/715/2007 as amended by EC 195/2013J)*</b>					
Euro class	Euro 3/4	Euro 3/4	Euro 5J	Euro 5	Euro 5
Carbon monoxide, CO (mg/km)	–	–	313.4	71	134.6
Hydrocarbons, THC (mg/km)	–	–	26.1	–	–
Hydrocarbons, NMHC (mg/km)	–	–	22.8	–	–
Nitrogen Oxides, NO <sub>x</sub> (mg/km)	–	–	14.8	41.2	49.3
Hydrocarbons, THC & Nitrogen Oxides, NO <sub>x</sub> (mg/km)	–	–	–	47.6	63.5
Smoke particulates (mg/km)	–	–	–	0.61	1.13
Sound level drive by (dB(A))	–	–	69.8	69.8	72.5

The fuel consumption, CO<sub>2</sub> and noise values are measured in a controlled environment on a basic production vehicle, in accordance with the requirements of European law published by the European Commission. For further information, or if you are interested in buying a basic production vehicle, please contact Toyota Motor Europe NV/SA. The fuel consumption and CO<sub>2</sub> values of your vehicle may vary from those measured. Driving behaviour as well as other factors (such as road conditions, traffic, vehicle condition, installed equipment, load, number of passengers, ...) play a role in determining a car's fuel consumption and CO<sub>2</sub> emissions.

A/T = Automatic transmission

M/T = Manual transmission

\* Regulation not applicable to 2.71 VVT-i model.

<b>ENGINE</b>	<b>2.7 I VVT-i Petrol 4 A/T, 5 M/T</b>	<b>4.0 I V6 Dual VVT-i Petrol 5 A/T</b>	<b>2.8 I D-4D Diesel 6 A/T, 6 M/T</b>	
Engine code	2TR-FE	1GR-FE	1GD-FTV	
Number of cylinders	4, in line	V6	4, in line	
Valve mechanism	16-valve DOHC with VVT-i	24-valve DOHC with Dual VVT-i	16-valve, DOHC	
Fuel system	Electronic fuel injection	Electronic fuel injection	Common rail type	
Displacement (cc)	2694	3956	2755	
Bore x stroke (mm x mm)	95.0 x 95.0	94.0 x 95.0	92 x 103.6	
Compression ratio	9.6 : 1	10.4 : 1	15.6 : 1	
Maximum power output (DIN hp)	163	281	177	
Maximum power output (kW/rpm)	120/5200	207/5600	130/3400	
Maximum torque (Nm/rpm)	246/3800	385/4400	420/2600	

<b>PERFORMANCE</b>	<b>2.7 I VVT-i Petrol 4 A/T, 5 M/T</b>	<b>4.0 I V6 Dual VVT-i Petrol 5 A/T</b>	<b>2.8 I D-4D Diesel 6 A/T</b>	<b>6 M/T</b>
Maximum speed (km/h)	165	180	175	175
0-100 km/h (secs)	—	9.2	12.7	12.1

## **BRAKES**

Front	Ventilated disc
Rear	Ventilated disc

## **SUSPENSION**

Front	Double wishbone
Rear	4 link with lateral rod

# Specifications

<b>DIMENSIONS AND WEIGHTS</b>	<b>2.7i VVT-i Petrol 4 A/T, 5 M/T</b>	<b>4.0i V6 Dual VVT-i Petrol 5 A/T</b>	<b>2.8i D-4D Diesel 6 A/T, 6 M/T</b>
Exterior length (mm)	4780	4780	4780
Exterior width (mm)	1885	1885	1885
Exterior height (mm)	1845	1845	1845
Front tread (mm)	1585	1585	1585
Rear tread (mm)	1585	1585	1585
Front overhang (mm)	915	915	915
Rear overhang (mm)	1075	1075	1075
Wheelbase (mm)	2790	2790	2790
Turning circle – tyre (m)	5.8	5.8	5.8
Interior length (mm)	1825	1825	1825
Interior width (mm)	1565	1565	1565
Interior height (mm)	1240	1240	1240
Luggage overall length, rear seat up (mm)	1955	1955	1955
Luggage overall width (mm)	1290	1290	1290
VDA luggage capacity, up to tonneau cover, rear seat up (litres)	621	621	621
Gross vehicle weight (kg)	2850	2900	2990
Towing capacity with brakes (kg)	3000	3000	3000
Towing capacity without brakes (kg)	750	750	750

## TYRES & WHEELS

	Entry	Legend	Prestige	Executive
17" alloy wheels (6-spoke)	●	●	—	—
18" alloy wheels (6 double-spoke)	—	—	●	●
Spare tyre	●	●	●	●
Tyre Pressure Warning System (TPWS)	—	●	●	●

## OFF ROAD

Min. running ground clearance (mm)	220
Approach angle (°)	32
Departure angle (°)	25
Ramp break-over angle (°)	22
Limit angle of vehicle turn over (°)	42
Climbing angle (°)	42

● = Standard    ○ = Optional    — = Not available



1585 mm

1885 mm



915 mm

2790 mm

1075 mm

4780 mm



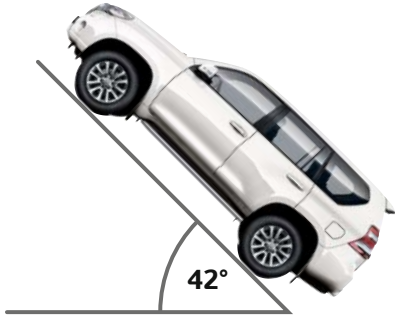
1845 mm



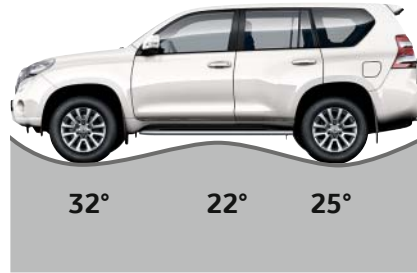
1585 mm

1885 mm

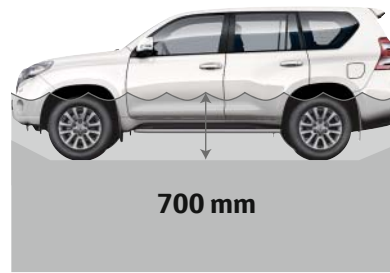
# Off-road capabilities



Climbing angle



Approach, ramp break-over and departure angles



Wading capability



Limit angle of vehicle turnover

## 4x4 TECHNOLOGY

	Entry	Legend	Prestige	Executive
Full-time 4WD	●	●	●	●
Rear electric differential lock	—	—	●*	●
Adaptive Variable Suspension (AVS)	—	—	—	●
Crawl Control	—	—	●*	●
Multi-Terrain Select (MTS)	—	—	●*	●
Kinetic Dynamic Suspension System (KDSS)	—	—	●	●
Trailer Sway Control (TSC)	—	●	●	●
Active Traction Control (A-TRC)	—	●	● <sup>5</sup>	—

# Equipment

EXTERIOR	Entry	Legend	Prestige	Executive
Daytime running lights (LED type)	–	–	●	●
Multi-reflector halogen headlamps	●	●	–	–
LED headlamps	–	–	●	●
Headlamp cleaners	●	●	●	●
Front fog lamps	●	●	●	●
Automatic headlight cut-off	●	●	–	–
Follow-me-home headlights	–	–	●	●
Safety stay-on rear lights	–	–	●	●
Chrome-plated front grille	●	●	●	●
Silver detail on front grille	–	–	●	●
Intermittent front wipers	●	●	●	●
Windshield shade band	●	●	●	●
Windshield de-icer	●	●	●	●
Body-coloured, electric, heated and electrically retractable door mirrors	●	●	●	●
Body-coloured door handles	●	●	●	●
Body-coloured rocker & lower door moulding	●	●	●	●
Black side steps	●	●	–	–
Illuminated aluminium side steps	–	–	●	●
Rear spoiler	●	●	●	●
Electric moon roof	–	–	–	●
Rear-view camera	–	●	● <sup>§</sup>	–
360-degree view camera	–	–	●*	●
Front parking sensors	–	–	●	●
Rear parking sensors	●	●	●	●
Dusk and rain sensors	–	–	●	●
Remote door locking	●	●	●	●

● = Standard

○ = Optional

– = Not available

\* Optional on 2.8l D-4D.

§ Not available on 4.0l V6 Dual VVT-i.

# Equipment

COMFORT	Entry	Legend	Prestige	Executive
4-spoke leather steering wheel	●	●	●	○*
4-spoke leather and wood steering wheel	—	—	—	●
Manual tilt and telescopic steering wheel	●	●	—	—
Power tilt and telescopic steering wheel	—	—	●	●
Heated steering wheel	—	—	●	●
Memory function on steering wheel	—	—	—	●
Leather parking brake and gear shift knob	●	●	●	●
Cruise control	—	●	●	●
Alarm and immobiliser	●	●	●	●
Intrusion and glass break alarm sensors	—	●	●	●
Manual rear-view mirror	●	●	—	—
Electrochromatic rear-view mirror	—	—	●	●
Driver and passenger sun visors with mirror and lamp	●	●	●	●
Extended sun visor	●	—	●	●
Conversation mirror	●	●	●	●
Black instrument garnish	●	●	—	—
Woodgrain instrument garnish	—	—	●	●
Brushed aluminium instrument garnish	—	—	—	○*
Black centre console insert	●	●	—	—
Woodgrain centre console insert	—	—	●	●
Chrome inside door handles	—	—	●	●
Fabric door trim	●	—	—	—
Premium fabric door trim	—	●	● <sup>§</sup>	—
Leather door trim	—	—	● <sup>§</sup>	●
Illuminated entry system	●	●	●	●
Manual air conditioning	●	—	—	—
Automatic air conditioning	—	●	●	●
Dual-zone automatic air conditioning	—	—	—	○
Smart Entry & Start System	—	●	●	●

COMFORT	Entry	Legend	Prestige	Executive
Front and rear 12V power outlets	●	●	●	●
Boot 12V power outlet	●	–	–	–
Boot 220V power outlet	–	●	●	●
Automatic headlamp levelling	–	–	●	●
Headlight cut-off reminder	–	●	–	–
40:20:40 split-folding 2nd row rear seats	●	●	●	●
60:40 split-folding 2nd row rear seats	–	–	–	○
50:50 split-folding 3rd row rear seats	–	–	–	○
Easy Flat system	●	●	●	●
Easy Flat-7	–	–	–	○
Power folding rear seats	–	–	–	○

SEATS	Entry	Legend	Prestige	Executive
Height-adjustable driver's seat	●	●	●	●
Power-adjustable driver's seat	–	●	●	●
Power lumbar support for driver's seat	–	●	●	●
Memory on driver seat	–	–	–	●
Reclining and sliding front seats	●	●	●	●
Driver and passenger heated seats	–	●	●	●
Heated outer rear seats	–	–	–	○

STORAGE	Entry	Legend	Prestige	Executive
Luggage tray	–	–	●	●
Front and rear cup holders	●	●	●	●
Tonneau cover	●	●	●	●
Overhead console	●	●	●	●
Console box and sliding armrest on console box	●	●	●	●
Ventilated console box	●	●	–	–
Refrigerated console box	–	–	●	●

● = Standard

○ = Optional

– = Not available

\* Not available on 2.81D-4D.

§ Not available on 4.01 V6 Dual VVT-i.

° Optional on 3.01D-4D.

# Equipment

INFO & AUDIO	Entry	Legend	Prestige	Executive
Glass integrated antenna	●	●	●	●
Antenna for Digital Audio Broadcast (DAB)	—	●	●	●
Audio switches on steering wheel	●	●	●	●
Telephone switch on steering wheel	●	●	●	●
Voice recognition switch on steering wheel	—	—	●*	●
Camera view switch on steering wheel	—	—	●*	●
Toyota Touch® 2 multimedia system	●	●	●	—
Toyota Touch® 2 with Go Plus navigation system	—	—	○ <sup>5</sup>	●
Bluetooth® hands-free system	●	●	●	●
Rear-view camera display	—	●	● <sup>5</sup>	—
360-degree view camera display	—	—	●*	●
Static guide lines on camera display	—	●	● <sup>5</sup>	—
Dynamic guide lines on camera display	—	—	●*	●
Multi-Terrain Monitor (MTM)	—	—	●*	●
Gear Shift Indicator (GSI)	● <sup>o</sup>	●	●	●
Optitron meter illumination system	—	—	●	●
Multi-information display	●	●	●	●
Coloured LCD multi-information display	—	—	●	●
Analogue speedometer	●	●	●	●
9 speakers	●	●	●	—
17 speakers	—	—	○ <sup>5</sup>	●
JBL premium sound system	—	—	○ <sup>5</sup>	●
Aux-in connector	●	●	●	●
USB connector	●	●	●	●

<b>SAFETY</b>	<b>Entry</b>	<b>Legend</b>	<b>Prestige</b>	<b>Executive</b>
<b>Active Safety</b>				
Anti-lock Braking System (ABS) with Electronic Brake force Distribution (EBD)	●	●	●	●
Brake Assist (BA)	●	●	●	●
Emergency Brake-light Signal (EBS)	●	●	●	●
Light Emitting Diode (LED) rear brake lights	●	●	●	●
Downhill Assist Control (DAC)	—	●	● <sup>§</sup>	—
Hill-start Assist Control (HAC)	—	●	● <sup>§</sup>	—
Vehicle Stability Control (VSC)	●	●	●	●
Traction Control (TRC)	●	—	—	—
Blind Spot Monitor (BSM)	—	—	● <sup>*</sup>	●
Driver seatbelt reminder	●	●	●	●
Passenger seatbelt reminder	●	●	●	●
<b>Passive Safety</b>				
Rear Cross Traffic Alert (RCTA)	—	—	●	●
Front passenger airbag on/off-switch	—	●	●	●
Pre-tensioners and force limiters	●	●	●	●
Supplemental Restraint System (SRS) airbags – 7 airbags	●	●	●	●

● = Standard

○ = Optional

— = Not available


\* Optional on 2.8 l D-4D.

<sup>§</sup> Not available on 4.0 l V6 Dual VVT-i.

<sup>°</sup> Not available on 2.7 l VVT-i 5 M/T.


# Glossary

Discover more about Land Cruiser technology.




## Rain sensor

The automatic rain sensor instantly sets the appropriate wiper speed and intervals.



## Trailer Sway Control (TSC)

TSC suppresses any trailer sway caused by wind, bumpy roads or steering etc. whenever you are towing. With sensors detecting yaw, acceleration and steering, TSC uses deceleration control and yaw moment to limit sway. The slip indicator bleeps when TSC is activated, and to warn drivers behind, the stop lamps are illuminated.



## Dusk sensor

The dusk sensor monitors light levels and automatically switches on the headlights when the light is low.



## Active Traction Control (A-TRC)

Designed for on and off-road, A-TRC helps to keep you moving in the most adverse conditions. This intelligent traction control applies brake force to one wheel that may be slipping, while distributing power evenly between the three that are not.



## Smart Entry & Start System

Instead of a conventional key, the Smart Entry & Start System features a transmitter that allows you to unlock the doors by pulling the handle and lock them again by pressing a button. To start or stop the engine, simply press the Start/Stop button. All you need to do is carry the Smart Entry key in your pocket or handbag.



## Dynamic guide lines on camera display

Reverse more safely using the dynamic guide lines on the rear-view camera display. The display shows the area behind the vehicle, as well as the vehicle's anticipated course when reversing. The clear colour image helps you to spot hidden hazards and dynamic guide lines will adjust as the vehicle manoeuvres to help you reverse and park with ease.



#### **Emergency Brake-light Signal (EBS)**

In emergency braking situations, EBS flashes the vehicle's brake lights repeatedly to alert following traffic.



#### **4.0l V6 Dual VVT-i**

The 4.0 litre V6 Dual VVT-i petrol engine delivers superior overall performance with low levels of noise and vibration. Dual VVT-i technology optimises timing of the air intake and exhaust valves to match the engine's needs, resulting in better performance and greater fuel economy.



#### **Light Emitting Diode (LED) rear brake lights**

LED lights illuminate faster than conventional bulbs. This alerts following traffic to brake sooner. LEDs also last longer and use less energy.



#### **2.8l D-4D**

The 2.8 litre D-4D diesel engine maximises power and fuel efficiency while significantly reducing noise levels. This produces maximum torque across a greater speed range paired with unprecedented acceleration performance.



#### **Supplemental Restraint System (SRS) airbags – 7 airbags**

This model is fitted with seven airbags. They include driver's knee airbag, SRS airbags for both driver and passenger, side airbags for the front seats, and SRS curtain shield airbags covering both the front and rear seat passengers.



#### **5-speed automatic transmission**

Toyota's automatic transmissions offer a smooth, effortless drive with minimal driver effort. Gear changes are quick and responsive, and additional manual modes (availability depending on model) enable greater control if required. Automatic transmissions are engineered for the best balance of performance and economy.

# Owning a Land Cruiser means you enjoy the peace of mind afforded by Toyota's global reputation for quality and integrity



**Designed to minimise maintenance**



**Full Health & Safety check**



**Low parts & labour charges**

## Intelligent engineering

The Land Cruiser is designed and engineered to minimise maintenance. There are fewer parts that require servicing and those that do are more durable to extend service intervals. Land Cruiser technology is made easily accessible so that labour time is minimised. Competitively priced Toyota spares ensure the lowest cost for maintaining your Land Cruiser.

## Toyota quality service

Your Toyota retailer is here to help and guide you in all your service requirements.

Your Land Cruiser will need a full Health and Safety check, dependent on driving style and conditions, up to once every two years or 30,000 km (whichever comes sooner). An intermediate Health and Safety check is necessary every year or 15,000 km (whichever comes sooner).

## Toyota genuine parts

Land Cruiser is designed to minimise the cost of accident repair. Energy-absorbing elements are built into the bumpers, expensive-to-replace parts are located away from damage zones, and commonly damaged body parts are bolted rather than welded. As a result, the extent of damage is limited and damaged parts are easy to remove, replace or repair. Ultimately, this means very low parts and labour charges.



**3** years  
Vehicle  
warranty

### Comprehensive warranty

**3-year vehicle warranty** covers any defect caused by a manufacturing or assembly fault. It is valid for 3 years of normal use or 100,000 km, whichever comes first, with no mileage limitation for the first year. If the car is immobilised due to a breakdown (as a result of a defect covered under warranty), you will also be covered for the cost of towing your vehicle to the nearest authorised Toyota repairer.

**3-year paint warranty** covers surface rust and paint defects appearing on any of the painted body panels as a result of a fault in materials for a period of 3 years, regardless of mileage.

**12-year anti-perforation warranty** covers against perforation of the bodywork (from inside to outside) that develops due to corrosion caused by faults in materials or workmanship, regardless of mileage.

**3** years\*  
Roadside  
assistance

### Toyota Eurocare

In order to help you enjoy peace of mind driving, we are pleased to provide 3 years\*\* Toyota Eurocare roadside assistance coverage in no fewer than 40 European countries. If you experience a problem with your Land Cruiser, Toyota Eurocare offers several possibilities to keep you on the road.

### Added security

The Land Cruiser security system withstands the insurance industry's rigorous 5-minute attack test and provides excellent protection. Both the alarm system and engine immobiliser are approved by Europe's major insurance companies.

**3** years<sup>§</sup>  
Accessory  
warranty

### Toyota accessories

Toyota accessories are designed and manufactured with the same care, quality and attention to detail as Toyota vehicles. Tailor-made for your Toyota, they fit perfectly and add a personal touch of style, comfort and practicality. And because they've been tested under the most severe conditions, you can have complete confidence in their reliability and durability. To add to the reassurance, every genuine Toyota accessory has a 3-year warranty when purchased together with the vehicle<sup>§</sup>.

\* Belgium 5 years, Portugal and Denmark 1 year.

§ Check with your retailer for specific warranty details.

# Toyota takes great pride in constantly improving environmental performance



- National sales centres
- Logistics centres – vehicles
- Logistics centres – accessories/spares
- Production sites
- Supporting companies
- Training centres

As a worldwide corporation we aim to be wherever our customers need us, and therefore we have a strong presence in Europe. This shortens delivery distances and results in substantial time savings that are good for you and the environment.

Not represented on this map:  
Toyota Caucasus LLP, Union Motors Ltd (Israel), Toyota Motor Kazakhstan LLP.



**Less CO<sub>2</sub> used to build a Land Cruiser since 2007**

## Designing your car

Each design detail on our vehicles is analysed to ensure the lowest possible environmental impact throughout its life cycle. This meticulous approach has led to an array of innovative features on our cars that contribute to environmental efficiency.

The Life Cycle Analysis for the new Land Cruiser (engine type 1GD-FTV) compared to the previous model, shows a reduction in emissions of all the main pollutants and considerable reductions of 16% in CO<sub>2</sub> (Carbon Dioxide), 45% in NO<sub>x</sub> (Nitrogen Oxide), 47% in PM (Particulate Matter) and 16% in NMHC (Non-Methane Hydrocarbons).

## Making your car

At Toyota, every effort is made to ensure environmental efficiency throughout the manufacturing process. Since 2007, we have reduced the average energy consumption per vehicle built at the Toyota Tahara plant.



### Getting vehicles and parts to you

Toyota is always looking to employ the most efficient and environmentally friendly logistical and delivery methods.



### Selling and servicing your car

We have developed a sustainable retailer programme to reduce energy, water and waste emissions generated across our network. This covers everything from rainwater recycling, introducing additional roof insulation and using renewable energy at new retailers, as well as carrying out energy audits to identify efficiency improvements at existing retailers.

**95%** of your  
Land Cruiser  
is recoverable

### The end of the road for your vehicle?

Toyota always designs and manufactures its vehicles with an eye on the three Rs: reduce, reuse and recycle. For example, 95% of every Land Cruiser is reusable and recoverable, 100% of materials are coded and four heavy metals have been eliminated completely in accordance with 2000/53/EC. In addition, our environmental policy means that we offer Toyota drivers new and innovative ways of returning their old car. For more information visit: [www.toyota.eu](http://www.toyota.eu) or contact your local Toyota retailer.

**20–30%**  
less fuel and CO<sub>2</sub>

### Drive thoughtfully

Drive your car in the right way and you could reduce your fuel bill and your CO<sub>2</sub> emissions by around 20–30%.

01. Remove any extra weight and roof load.
02. Plan your route and avoid detours.
03. Avoid using your car for short journeys.
04. Check your tyre pressure regularly.
05. Service your car according to the owner's manual.
06. Shift up gear earlier.
07. Only use air conditioning when necessary.
08. Follow and anticipate traffic flow.
09. Keep your windows closed.
10. Switch off your engine if you have to wait longer than 60 seconds.



For Toyota, quality is a way of life.  
Nothing is so good it cannot be made better



1951



1960



1984



1996



2002

### **Unstoppable**

The Land Cruiser has a global reputation based on over 60 years of undisputable quality, durability and reliability. Our consistently high levels of customer satisfaction are testament to the design quality of this remarkable 4WD. It's a true icon that embodies cutting-edge technology, safety and comfort without compromise.



ALWAYS A  
BETTER WAY



Point your smartphone or webcam at the graphic and start a new experience of Land Cruiser.

To experience the new Land Cruiser or for more information, please contact your local retailer or visit our website **toyota-europe.com**

To the best of our knowledge, all information in this brochure is correct at time of going to print. Details of specifications and equipment provided in this brochure are subject to local conditions and requirements and may, therefore, vary from models available in your area. Please enquire with your local retailer for details on your local specifications and equipment.

- Vehicle body colours may differ slightly from the printed photographs in this brochure.
- The readability of QR Codes® present in this brochure may differ according to the scanner used.

Toyota cannot be held responsible should your device not be able to read any QR Codes®. • Toyota Motor Europe reserves the right to alter any details of specifications and equipment without prior notice. • © 2015 by Toyota Motor Europe NV/SA ('TME'). • No part of this publication may in any way be reproduced without the prior written approval of Toyota Motor Europe.