

LAND CRUISER V8



TOYOTA

ALWAYS A
BETTER WAY




TOYOTA BETTER HYBRID HAPPY TRUST TOGETHER YOU

EVERY DAY WE LOOK AHEAD, MOVE FORWARD, EVOLVE. OUR PASSION IS ALWAYS TO DELIGHT – WITH A CAR THAT EXCEEDS EXPECTATIONS, THRILLS, EXCITES, REASSURES AND DELIVERS BETTER FOR TODAY'S WAY OF LIFE. TAKE US FOR GRANTED.

TOYOTA. ALWAYS A **BETTER** WAY





TOYOTA

ALWAYS A
BETTER WAY

WILD

The power to go where few dare to venture. The confidence that you're in safe hands when the terrain is anything but. The trust in renowned 4-Wheel Drive technology that helps you get through the most challenging situations. The new Toyota Land Cruiser has it all. Stronger, safer and even more dependable – it's the most capable 4x4 you will find.

Contents

Design	6
Construction	8
On-road technology	10
Off-road technology	12
Driver ergonomics	14
Comfort	16
Engines	18
Safety	20
Features	22
Grades	26
Accessories	30
Colours	32
Wheels & trims	34
Specifications	36
Equipment	40
Peace of mind	44

REFINED

Yet, that's only half of the picture. When it comes to individual style and sophistication, the new Land Cruiser proves equally on top of its game. Bold, poised and confident, the design feels beautifully considered, inside and out. Combined with the highest level of comfort, it creates a new sense of effortless elegance. This is 4x4 driving at its most luxurious.



SOPHISTICATED | TOUGH

The design of the new Land Cruiser celebrates genuine strength, exceptional functionality and refined comfort in equal measures. The front appears more poised than ever with its three-dimensional, muscular grille. It merges seamlessly with the new headlights which have been positioned higher, creating a more authoritative look. This distinctive raised theme continues all the way to the sculpted tail lights, culminating in the bold, yet sophisticated rear design.

Inside the new Land Cruiser, the harmonious, considered theme carries on, with an instantly luxurious atmosphere. Your eyes are instinctively drawn to the striking new centre console: it's a centre-piece of the beautifully composed cabin, where premium materials and carefully crafted surfaces spell refinement. In the Land Cruiser, luxury has never felt more confident.








SOLID | SERENE

Expert off-roading capabilities: whatever the angle, Land Cruiser is equipped to get you through.



The Land Cruiser's legendary robust build and durability explains why it has excelled on the most challenging desert tracks and mountain ranges for more than 60 years. In its latest reincarnation, the body structure has been further refined and reinforced. Measures including high tensile sheet metal help maintain a lightweight design, strength and rigidity. But the Land Cruiser is not just about tough protection, it offers a comfortable, peaceful drive thanks to sound-absorbing and noise-cancelling materials.

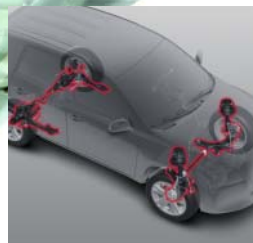


The robust body on frame combines pure strength with a rewarding drive comfort.

CULTIVATED | CAPABLE

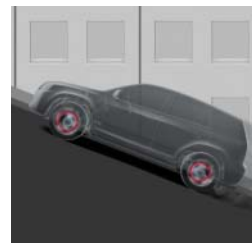
A natural off-road, the new Land Cruiser feels equally at home in the city. After all, it's equipped with our most advanced on-road technology. Take the Kinetic Dynamic Suspension System (KDSS), a byword for unrivalled steering agility and ride comfort. It works hand-in-hand with the refined front and rear suspension and Adaptive Variable Suspension (AVS). Add to that smart features like Hill-start Assist Control (HAC) and you have all the ingredients for the most smooth and sophisticated on-road journey.





Front and rear suspension

Land Cruiser V8 is fitted with a suspension system that maximises off-road capabilities while delivering ride comfort and superior handling on-road. Double wishbone suspension is used at the front, with 4-link coil suspension at the rear.



Hill-start Assist Control (HAC)

HAC helps to ensure a smooth start on steep inclines by applying the brakes for up to 2 seconds after the brake pedal is released. This prevents the vehicle from rolling back. It is activated by pushing the brake pedal harder after stopping as long as the transmission shift lever is in any forward gear position.



Kinetic Dynamic Suspension System (KDSS) On-road

Highly responsive suspension with conventional anti-roll bars provides unrivalled on-road steering agility and ride comfort. Hydraulic lines are used to connect the front and rear stabilisers. KDSS electronically controls a set of valves connected to accumulators to optimally balance the effect of the front and rear stabilisers and absorb surface irregularities.

Adaptive Variable Suspension (AVS)

AVS continuously adapts shock absorber damping in response to the road conditions and automatically selects the most appropriate ride mode: Comfort, Normal or Sport.

BRAWN | BRAINS

Born with legendary physical prowess and advanced intelligence, the new Toyota Land Cruiser helps you overcome the most gruelling obstacles: the refined Multi-Terrain Monitor gives you eagle eyes of your surroundings, while a display of the steering angle provides handy assistance. You can adjust the ground clearance or get help managing tight corners. Active Traction Control (A-TRC) with Multi-Terrain Select is now even better equipped to tackle off-road surfaces. Meanwhile, the Kinetic Dynamic Suspension System ensures the wheels remain firmly on the ground.





Multi-Terrain Select (MTS)

Tackle any situation with a choice of five terrain modes – 'Rock', 'Rock & dirt', 'Mogul', 'Loose rock' or 'Mud & sand'. The vehicle's throttle, braking and traction control systems are automatically modified to suit the off-road conditions, providing maximum traction and control.



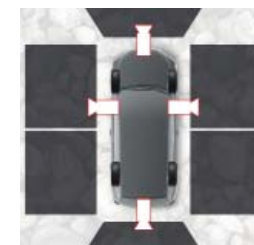
Off-road Turn Assist

The Off-road Turn Assist function helps you tackle tight corners with ease. It pulses the rear corner brakes to help the vehicle make sharper turns on rugged terrain. At the same time, a constant low speed is maintained to reduce the number of 3-point turns.



Kinetic Dynamic Suspension System (KDSS) Off-road

Drive off-road and the wheels remain firmly on the ground and provide greater traction. That's because the stabiliser bars can be disengaged via KDSS for a much wider range of suspension movement. The resulting longer wheel travel provides uncompromised traction and stability on the roughest terrain.



Multi-Terrain Monitor (MTM)

MTM allows you to see the road around the car, helping you stay on your intended course and avoid potential danger. The screen displays a choice of six live images from four exterior cameras, and now also includes an underfloor, front view rotation and panoramic view. By simply pressing the multi-function switch on the steering wheel, you'll have an instant understanding of your surroundings.

Tyre angle display

In uneven off-road conditions it is often difficult to determine your exact steering direction. The multi-information display shows the tyre angle guide lines to give you confidence in these situations. When Multi-Terrain Select is in use, the tyre angle guide lines let you know your predicted path.

Active Traction Control (A-TRC)

Designed for on- and off-road, A-TRC helps to keep you moving in the most adverse conditions. This intelligent traction control applies brake force to one wheel that may be slipping, while distributing power evenly between the three that are not.

4-wheel Active Height Control (AHC)

AHC adjusts your Land Cruiser's ground clearance. When lowered, access to the cabin is easier while stability can be improved at speed. Raising it, on the other hand, boosts off-road ground clearance.



CULTURED | PRACTICAL

Rough terrain or muddy paths seem a far cry from the Land Cruiser's interior. It indulges the driver with intelligent technology, a carefully considered new cockpit layout and many luxurious touches. The high seating position instantly gives you an elevated, independent feeling. Ambient cabin lighting creates a soothing atmosphere and aids visibility at night. Meanwhile, the eye-catching centre console blends sophistication and functionality. It includes a wireless phone charger and additional storage areas. For access to many functions including our most advanced multimedia system, Toyota Touch® Pro, simply press a switch on the elegant leather steering wheel.



Toyota Touch® Pro

The fully integrated multimedia system with colour touch screen and drag & flick includes an advanced audio system compatible with USB devices, iPods and smartphones. Make hands-free calls with Bluetooth® 3.0, send SMS and stream music. The WVGA screen shows rear-view camera images for safer reversing.



Leather steering wheel

Premium feel: the ergonomic steering wheel has carefully stitched leather, and features switches to control advanced functions such as audio, variable gear ratio and cruise control.



GENEROUS | PRECISE

Generosity is ingrained in the new Land Cruiser. Its spacious cabin is designed to make the journey as comfortable as possible for up to seven passengers. Key to this luxuriously welcoming interior is attention to detail. You'll notice it in the sumptuous materials, the front seats that can be heated and ventilated, and of course, in the quiet, peaceful ride. We have also added a wealth of storage options for your convenience. Whether it's new storage areas in the centre console, or the second-row centre armrest with a tray, storage box, and bottle holder, or the handy cool box – the Land Cruiser is brimming with premium quality.



ROAR | WHISPER

This legendary performer is renowned for its power to tackle the most demanding terrain. It's all down to Land Cruiser's thoroughbred V8 engine. The 4.6 litre petrol engine with Dual VVT-i now shows even greater strength boasting 183 kW and 650 Nm maximum torque. The result is a powerhouse with greater fuel efficiency than ever. Both V8 models feature a new 6-speed Super ECT automatic transmission developed specifically for tough 4WD conditions. It ensures smooth, efficient gear changes and an effortless ride wherever you're headed. Combine this with the quiet luxurious cabin and it's hard to beat the tough, yet sophisticated Land Cruiser V8.

Engine	Power	Fuel consumption*	CO ₂ emissions*	Acceleration	Available on
4.6 litre petrol V8	318 DIN hp	13.3 l/100 km	308 g/km	8.6 seconds 0-100 km/h	All grades
4.5 litre diesel V8	248 DIN hp	9.5 l/100 km	250 g/km	8.9 seconds 0-100 km/h	All grades


* Combined cycle.



TOUGH | CARING


Nothing can get in the way of your safety in the Land Cruiser. While the 4x4 is naturally solid and robust, it also comes with highly advanced technology to steer you away from danger. Take the all-encompassing Toyota Safety Sense, which constantly monitors the area around you for potential danger. If necessary, it can alert you, or even step in to prevent accidents. If you do attempt an emergency stop, Brake Assist (BA) will detect this and instantly apply additional brake pressure, while Multi-Terrain Anti-lock Braking System (ABS) helps stabilise the Land Cruiser, on or off-road. Also, Vehicle Stability Control (VSC) automatically steps in to prevent skidding on uneven surfaces. When you encounter very rough terrain, or need to go extra slowly, Crawl Control now offers even better ground covering performance for a controlled and safe ride.





Multi-Terrain Anti-lock Braking System (ABS)

When driving with Multi-Terrain Select, Multi-Terrain ABS automatically detects terrain conditions and ensures the best possible braking performance.



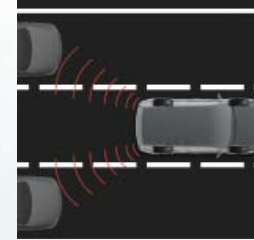
Crawl Control

Crawl Control maintains constant and stable low speed off-road progress. The driver doesn't have to worry about controlling the throttle and brake, and can instead concentrate on steering.



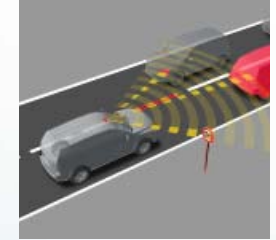
Rear Cross Traffic Alert (RCTA)

Rear Cross Traffic Alert allows you to reverse out of a parking space safely by detecting other vehicles approaching your blind spot area. Using precision radar, Rear Cross Traffic Alert alerts you with a buzzer and flashing indicators on the outer mirrors.



Blind Spot Monitor (BSM)

The Blind Spot Monitor system helps you change lanes more securely. If the rear-mounted radar sensors detect a vehicle in your blind spot, a warning indicator lights up on the corresponding side mirror. If you indicate to change lanes regardless, the warning indicators will flash to alert you.



Toyota Safety Sense

Toyota Safety Sense adds advanced active safety systems for an even safer and more relaxed drive. Five active technologies – Pre-Collision System, Dynamic Radar Cruise Control System, Lane Departure Alert, Automatic High Beam and Road Sign Assist are at the heart of Toyota Safety Sense.



Scan this QR code.
See how Toyota Safety Sense helps you stay safe.

INCLUSIVE | EXCLUSIVE



Leather upholstery

Luxurious and individual, the beautifully rich brown aniline leather upholstery reveals the hide's natural surface.

Audio system

For a powerful soundtrack on all your travels, 14 speakers deliver brilliant sound quality via the Land Cruiser JBL audio system.

Instrument panel

Solid beauty: the redesigned instrument panel with its three-dimensional dial face and meter panel creates a durable, high-tech feel, while ensuring optimised visibility.



Multimedia system

Integrating audio, visual, and navigation functions into a single unit, the ergonomic multi-function display reflects Land Cruiser's attention to detail. It's premium, easy to use, functional and highly intelligent.

INSTINCTIVE

INTELLIGENT



Off-road Turn Assist display

The Off-road Turn Assist function helps you tackle tight corners at low speed. To steer clear of obstacles, the multi-information display shows you the area immediately around the car that would normally be obscured.

Multi-information display

Sitting comfortably at driver eye-level, the Multi-information display provides all relevant vehicle information such as speed, steering wheel angle or Multi-Terrain Select display. When Multi-Terrain Select is in use, the tyre angle guide lines let you know your predicted path.

Damping force selector

This switch allows you to influence the suspension characteristic just the way you like for a smooth and comfortable ride across any terrain.



Multi-Terrain Monitor

This allows you to see the road around you, helping you stay on your intended course and avoid potential danger. The screen displays a choice of six live images from four exterior cameras. By simply pressing the multi-function switch on the steering wheel, you'll have an instant understanding of your surroundings.

Multi-Terrain Select (MTS)

Adapt the car's settings to the road conditions with a choice of 6 terrain modes: 'Rock', 'Rock & dirt', 'Mogul', 'Loose rock', 'Mud & sand' or 'Auto'. Throttle, braking and traction control systems are automatically modified. In 'Auto' with Crawl Control on, a constant and slow pace is maintained, so you can focus on the steering.

LAND CRUISER | ENTRY

Main features

- 17" alloy wheels (5-spoke) – new design
- Chrome large centre cap surrounds
- All-terrain tyres
- Chrome-plated upper front grille
- Body-coloured rear bumper
- Body-coloured door mirrors
- Shark-fin antenna
- Dusk sensor
- Electrochromatic door mirrors
- Illuminated side steps
- LED headlamps
- Front fog lamps
- Daytime running lights (LED type)
- Cruise Control
- Front parking sensors
- Rear parking sensors
- Beige fabric
- Cooler in glovebox
- 9" multimedia display
- Pre-wiring only
- Toyota Touch® 2 multimedia system
- Toyota Touch® Pro
- JBL premium sound system
- Bluetooth® hands-free system
- Wi-Fi connectivity





Scan this QR code.
Configure your
Land Cruiser.

LAND CRUISER | LUXURY

Main features (additional to Entry)

- 18" alloy wheels (5 double-spoke)
- Chrome insert on lower side doors
- Moon roof
- Electric roof
- Blind Spot Monitor (BSM)
- Rear Cross Traffic Alert (RCTA)
- Beige premium leather
- Rear headrests (5)





ACCESSORIES

For town, country and those wide open spaces, the Land Cruiser V8 presents a compelling combination of luxury, sophistication and multi-terrain functionality.

Genuine Toyota accessories make even more of the experience by giving you options to tailor your car to the life you lead.



Hood deflector

Ideal for bad weather and country road driving. The deflector fits along the leading edge of the hood to divert airborne water, mud and stones away from the windshield.



Illuminated scuff plates

Adds a distinctive style detail to your car's interior while also protecting the front door sill paintwork. In polished aluminium with an illuminated blue Land Cruiser logo. Available for flaxen and black interior.



Scan this QR code.
Personalise your
Land Cruiser and
see the full range
of accessories.



Exhaust pipe finisher

The durable chrome design makes a feature of your car's exhaust pipe and creates a look that is both elegant and sporty.

Trunk liner

Ideal for lovers of an active life. The liner is made of tough black plastic and has raised edges to protect your car's trunk carpets. For 5- and 7-seater Land Cruisers.



COLOURS



1F7 Ultra Silver*



3Q3 Regency Red*

* Metallic paint.



040 Pure White



070 Pearl White*



1G3 Ash Grey*



202 Astral Black



218 Attitude Black*



4R3 Gold Dust*



4S6 Copper Brown*



8P8 Royal Blue*



WHEELS | TRIMS



17" alloy wheels (5-spoke) – new design
Standard on Entry



18" alloy wheels (5 double-spoke)
Standard on Luxury



18" black alloy wheels (5-spoke)
Optional on all grades



18" silver alloy wheels (5-spoke)
Optional on all grades



Beige fabric
Standard on Entry



Grey fabric
Standard on Entry



Brown fabric
Standard on Entry



Beige leather
Optional on Entry



Black leather
Optional on Entry



Brown leather
Optional on Entry



Beige premium leather
Standard on Luxury



Black premium leather
Standard on Luxury



Brown premium leather
Standard on Luxury

SPECIFICATIONS

ENVIRONMENTAL PERFORMANCE	4.5 l V8 diesel 6 A/T	4.6 l V8 petrol 6 A/T
Fuel consumption (applicable legislation)		
Combined driving (litres/100 km)	9.5	13.3
Urban driving (litres/100 km)	11.2	18.0
Extra urban driving (litres/100 km)	8.5	10.6
Recommended fuel grade	48 cetane diesel	95 unleaded petrol
Fuel tank capacity (litres)	93	93
Carbon dioxide, CO₂ (applicable legislation)		
Combined driving (g/km)	250	308
Urban driving (g/km)	297	414
Extra urban driving (g/km)	224	246
Exhaust emissions (EU directive EC 715/2007 as last modified by directive EC 566/2011J)		
Euro class	Euro 5	Euro 5
Carbon monoxide, CO (mg/km)	302.4	455.7
Hydrocarbons, THC (mg/km)	–	36.4
Hydrocarbons, NMHC (mg/km)	–	31.5
Nitrogen Oxides, NO _x (mg/km)	143.3	29.1
Hydrocarbons, HC & Nitrogen Oxides, NO _x (mg/km)	168.6	–
Particulates, PM (mg/km)	0.61	–
Noise, drive-by (applicable legislation)		
dB(A)	71.2	71.2

The fuel consumption, CO₂ and noise values are measured in a controlled environment on a basic production vehicle, in accordance with the requirements of European law published by the European Commission. For further information, or if you are interested in buying a basic production vehicle, please contact Toyota Motor Europe NV/SA. The fuel consumption and CO₂ values of your vehicle may vary from those measured. Driving behaviour as well as other factors (such as road conditions, traffic, vehicle condition, installed equipment, load, number of passengers, ...) play a role in determining a car's fuel consumption and CO₂ emissions.

PERFORMANCE	4.5 l V8 diesel 6 A/T	4.6 l V8 petrol 6 A/T
Maximum speed (km/h)	210	195
0–100 km/h (secs)	8.9	8.6

ENGINES	4.5 l V8 diesel 6 A/T	4.6 l V8 petrol 6 A/T
Number of cylinders	8 in V	8 in V
Valve mechanism	32-valve DOHC	32-valve DOHC with Dual VVT-i
Fuel system	Electronic fuel injection	Electronic fuel injection
Displacement (cc)	4461	4608
Bore x stroke (mm x mm)	86.0 x 96.0	94.0 x 83.0
Compression ratio	16.8 : 1	10.2 : 1
Maximum power output (DIN hp)	248	318
Maximum power output (kW/rpm)	200/3600	234/5600
Maximum torque (Nm/rpm)	650/1600–2800	460/3400

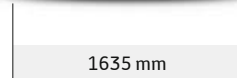
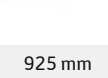
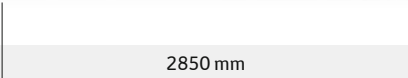
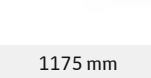
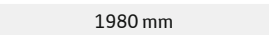
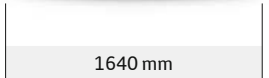
SUSPENSION		BRAKES	
Front	Double wishbone	Front	Ventilated disc
Rear	4-link with coil spring	Rear	Ventilated disc

LOAD CAPACITY	
Luggage capacity (up to tonneau cover) (litres)	259
Luggage capacity, up to roof, rear seat up (litres)	344
Luggage capacity, up to roof, rear seat down (litres)	1962

OFF-ROAD PERFORMANCE	
Minimum running ground clearance (mm)	230
Approach angle (°)	32
Departure angle (°)	24
Climbing angle (°)	45
Ramp break over angle (°)	25
Wading depth (mm)	700
Limit angle of vehicle turn over (°)	44

A/T = Automatic transmission

SPECIFICATIONS



DIMENSIONS AND WEIGHTS

Exterior length (mm)	4950
Exterior width (mm)	1980
Exterior height (mm)	1910
Front tread (mm)	1640
Rear tread (mm)	1635
Front overhang (mm)	925
Rear overhang (mm)	1175
Wheelbase (mm)	2850
Turning circle – tyre (m)	5.9
Interior length (mm)	2715
Interior width (mm)	1640

DIMENSIONS AND WEIGHTS

Interior height (mm)	1200
Luggage overall length, rear seat up (mm)	390
Luggage overall width (mm)	1685
Luggage overall height (mm)	1200
Luggage overall length, rear seat down (mm)	1685
VDA luggage capacity, up to tonneau cover, rear seat up (litres)	259
Gross vehicle weight (kg)	3350
Kerb weight (kg)	2510
Towing capacity with brakes (kg)	3500
Towing capacity without brakes (kg)	750

EQUIPMENT

WHEELS	Entry	Luxury
17" alloy wheels (5-spoke) – new design	●	—
18" alloy wheels (5 double-spoke)	●	●
Chrome large centre cap surrounds	●	●
All-terrain tyres	●	●
Tyre repair kit	●*	—
Full spare tyre	●	●

EXTERIOR STYLING	Entry	Luxury
Chrome-plated lower front grille	●	●
Chrome-plated upper front grille	●	●
Satin chrome surrounds on front fog lamps	●	●
Body-coloured front bumper	●	●
Body-coloured rear bumper	●	●
Rear spoiler	●	●
Body-coloured door mirrors	●	●
Body-coloured door handles	●	—
Chrome door handles	●*	●
Chrome insert on lower side doors	—	●
Body-coloured protection moulding on side doors	●	—
Chrome door belt moulding	●	●
Glass-integrated antenna	●	—
Shark-fin antenna	●*	●
Roof antenna	●*	●
Rear passenger window antenna	●	—

EXTERIOR COMFORT	Entry	Luxury
Automatic headlight cut-off	●	●
Headlight cut-off reminder	●	●
Dusk sensor	●	●
Rain sensor	●	●
Electrochromatic door mirrors	●	●
Power adjustable door mirrors	●	●
Heated door mirrors	●	●
Power retractable door mirrors	●	—
Automatically retractable door mirrors	●	●
Memory function on door mirrors	●	●
Remote door lock	●	●
Smart Entry & Start System	●	●
Remote tailgate release	●*	●
Boot door release with key	●	—
Power tailgate	●*	●
Height memory on tailgate opening	●*	●
Moon roof	—	● [§]
Anti-jam protection on moon roof	—	● [§]
Electric roof	—	● [§]
Remote controlled roof	—	● [§]
Aluminium side steps	●	●
Illuminated side steps	●	●

● = Standard ○ = Optional — = Not available

* Not available on 4.6 l V8 5-door (5-seater) 6 A/T.

§ Not available on 4.5 l V8 5-door (7-seater) 6 A/T.

A/T = Automatic transmission

EQUIPMENT

INTERIOR STYLING

	Entry	Luxury
4-spoke leather steering wheel	●	●
Silver insert on steering wheel	●	—
Woodgrain insert on steering wheel	—	●
Silver centre console	●	●
Leather gear shift knob	●	●
Chrome gear shift knob surround	●	●
Satin chrome insert on gear shift knob	●	●
Handbrake	●	●
Leather-like armrest on front console box	●	●
Padded armrest on front console box	●	●
Black side air vents	●	●
Fabric door trim	●	—
Partial leather door trim	—	●
Chrome-plated interior door handles	●	●
Chrome-plated door scuff plates	●*	●

INTERIOR COMFORT

	Entry	Luxury
Push-button start	●	●
Digital speedometer	●	●
Manual tilt steering wheel	●*	—
Power tilt steering wheel	●	●
Manual telescopic steering wheel	●*	—
Power telescopic steering wheel	●	●
Memory function on steering wheel	●	●
Power steering	●	—
Variable Gear Ratio System (VGRS) power steering	—	●
Manual day/night rear-view mirror	●*	—
Electrochromatic rear-view mirror	●	●

INTERIOR COMFORT

	Entry	Luxury
Rear-view camera display	●	●
Dynamic guide lines on rear-view camera display	●*	●
Cold air storage	●	●
Dual-zone automatic air conditioning	●	—
Four-zone automatic air conditioning	—	●
Rear passenger air vents	●	●
Pollen air filter	●	●
Clean air filter	●	●
Rear armrest	●	●
Individual front passenger seat	●	●
Power sliding driver seat	●	●
Power sliding front passenger seat	●	●
Power reclining driver seat	●	●
Power reclining front passenger seat	●	●
Manually height-adjustable driver seat	●	—
Power height-adjustable driver seat	—	●
Manually height-adjustable front passenger seat	●	—
Power height-adjustable front passenger seat	●	●
Power adjustable lumbar support on driver seat	●	●
Power tilting cushion on driver seat	●	●
Memory function on driver seat	●	●
Heated driver & front passenger seats	●	●
Driver & front passenger air ventilated seats	●	●
Sliding 2nd row rear seats	●	●
Reclining 2nd row rear seats	●	●
60:40 split-folding (2nd row) rear seats	●	●
50:50 split-folding 3rd row rear seats	—	● ⁵
Heated outer rear seats	●	●

INTERIOR COMFORT	Entry	Luxury
Front power windows	●	●
Rear power windows	●	●
Fixed rear window	●	●
Auto up & down function on all power windows	●	●
Anti-jam protection on power windows	●	●
Power passenger window lock	●	●
UV-filter on driver & front passenger windows	●	●
Water-repellent driver & front passenger windows	●	●
UV-filter on rear windows	●	●
Windshield de-icer	●	●
Washer fluid level warning	●	●
Driver & front passenger personal lamps (bulb type)	●	—
Driver & front passenger personal lamps (LED type)	—	●
Centre room lamp (bulb type)	●	—
Centre room lamp (LED type)	—	●
Boot lamp	●	●
Rear passenger personal lamps	●	●
Illuminated entry system	●	—
Illuminated entry & foot lamp system	—	●
Door courtesy lamp	●	●
Front overhead assist grips	●	●
Centre pillar assist grips	●	●
Front pillar assist grips	●	●
Rear overhead assist grips	●	●
Lamp on driver sun visor	●	●
Lamp on passenger sun visor	●	●
Mirror on driver sun visor	●	●
Mirror on passenger sun visor	●	●

INTERIOR COMFORT	Entry	Luxury
Extended sun visor	●	●
Front 12V power outlet	●	●
Front 220V power outlet	●	●
Rear passenger 12V power outlet	●	●
Boot 12V power outlet	●	●
Wireless mobile phone charger	●*	●
Power door lock	●	●
Speed-detecting automatic door lock	●	●
Child safety door lock	●	●
Coloured TFT multi-information display	●	●
4.2" screen for multi-information display	●	●
4WD switch on driver side	●	●
Adjustable Speed Limiter (ASL) switch on steering wheel	●	●
Cruise Control switch on steering wheel	●	●
Adaptive Cruise Control (ACC) switch on steering wheel	—	— [°]
Audio switches on steering wheel	●	●
Multimedia switches on steering wheel	●	●
Telephone switch on steering wheel	●	●
Voice recognition switch on steering wheel	●	●

● = Standard ○ = Optional — = Not available

* Not available on 4.6 l V8 5-door (5-seater) 6 A/T.

§ Not available on 4.5 l V8 5-door (5-seater) 6 A/T.

° Standard on 4.5 l V8 5-door (5-seater) 6 A/T.

A/T = Automatic transmission

EQUIPMENT

STORAGE

	Entry	Luxury
Front console box	●	●
Lid on front console box	●	●
Large storage area in front console box	●	●
Single compartment glovebox	●	●
Lockable glovebox	●	●
Glovebox lamp	●	●
Cooler in glovebox	●*	●
Front door pockets	●	●
Rear door pockets	●	●
Front bottle holders	●	●
Rear bottle holders	●	●
1.5 litre bottle holder	●	●
Front cup holders	●	●
Rear cup holders	●	●
Rear passenger coat hooks (2)	●	●
Driver & passenger seatback pockets	●	●
Storage box in rear armrest	●	●
Retractable tonneau cover	●	— [§]

MULTIMEDIA

	Entry	Luxury
8" multimedia display	● [°]	—
9" multimedia display	● [§]	●
Radio and CD & DVD player with WMA, MP4 & SD	● [°]	—
Toyota Touch® 2 multimedia system	●*	●
Toyota Touch® Pro	●*	●
6 speakers	●	—
14 speakers	●*	●
JBL premium sound system	●*	●

MULTIMEDIA

	Entry	Luxury
Aux-in connector	●*	●
USB connector	●*	●
USB connector integrated with radio and CD player	●*	●
Bluetooth® hands-free system	●*	●
Wi-Fi connectivity	●	●
Voice recognition	●*	●
Digital Audio Broadcast (DAB)+	●*	●

SAFETY

	Entry	Luxury
Pre-Collision System	—	— [§]
Anti-lock Braking System (ABS) with Electronic Brake force Distribution (EBD)	●	●
Brake Assist (BA)	●	●
Emergency Brake-light Signal (EBS)	●	●
LED rear brake lights	●	●
High-mounted stop lamp (LED type)	●	●
Rear combination lamps (LED type)	●	●
LED headlamps	●	●
Automatic High Beam	●	●
Adaptive Front light System (AFS)	●	●
Automatic headlamp levelling	●	●
Headlamp cleaners	●	●
Front fog lamps	●	●
Daytime running lights (LED type)	●	●
Cornering lights	●	●
Turning signal integrated in door mirrors	●	●
Blind Spot Monitor (BSM)	—	●
Cruise Control	●	●

SAFETY	Entry	Luxury
Adaptive Cruise Control	—	— [§]
Road Sign Assist	—	— [§]
Vehicle Stability Control (VSC)	●	●
Lane Departure Alert	—	— [§]
Active Traction Control (A-TRC)	●	●
Hill-start Assist Control (HAC)	●	●
Downhill Assist Control (DAC)	●	●
Tyre Pressure Warning System (TPWS)	●	●
Rear Cross Traffic Alert (RCTA)	—	●
Front parking sensors	●	●
Rear parking sensors	●	●
Rear-view camera	●	●
Immobiliser	●	●
Motion sensor alarm	●	●
Intrusion alarm	●	●
Glass-breaking alarm sensors	●	●
Tilt detection sensors	●	●
Front seat belt reminder	●	●
Front passenger airbag detector	●	●
Pre-tensioners and force limiters	●	●
Supplemental Restraint System (SRS) airbags – 6 airbags	●	— [§]
Supplemental Restraint System (SRS) airbags – 10 airbags	—	● [°]
Front passenger airbag on/off switch	●	●
ISOFIX seat fixing	●	●
Driver & front passenger Whiplash Injury Lessening (WIL) seats	● [°]	—
Driver & front passenger active headrests	●	●
Rear headrests (3)	●	● ^{**}
Rear headrests (5)	—	● [°]

PERFORMANCE, TRANSPORT & PROTECTION	Entry	Luxury
Single exhaust pipe	●	●
Crawl Control	●	●
Kinetic Dynamic Suspension System (KDSS)	●	●
Multi-Terrain Select (MTS)	●	●
Off-road Turn Assist	●	●
Steering Angle Display	●	●
Body Angle Display	●	●
Multi-Terrain Monitor (MTM)	● [*]	●
Fuel burner heater	●	●
PTC heating system	● [°]	— ^{§§}
PTC and viscous heating system	● [*]	● ^{°°}
Front mudguards	●	●
Rear mudguards	●	●

● = Standard ○ = Optional — = Not available

* Not available on 4.6 l V8 5-door (5-seater) 6 A/T.

§ Standard on 4.5 l V8 5-door (5-seater) 6 A/T.

° Not available on 4.5 l V8 5-door (5-seater) 6 A/T.

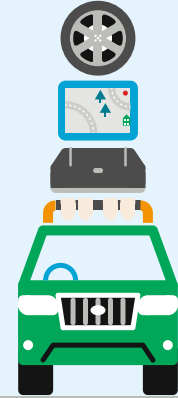


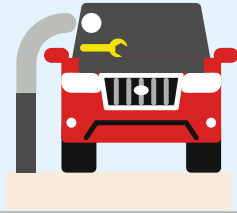
** Not available on 4.5 l V8 5-door (7-seater) 6 A/T.

§§ Standard on 4.6 l V8 5-door (7-seater) 6 A/T.

°° Not available on 4.6 l V8 5-door (7-seater) 6 A/T.

A/T = Automatic transmission

COMPLETE PEACE OF MIND WITH TOYOTA



Toyota Quality Service

Your Toyota retailer will advise you on your car's service requirements. It will need a Health & Safety check at least once every 2 years/30,000 km (whichever comes sooner). An intermediate check is necessary every year or 15,000 km.

Toyota Low Maintenance Costs

All Toyota vehicles are designed and engineered to minimise your maintenance costs. This includes fewer parts that require servicing and, equally important, is that Toyota vehicle technology is made easily accessible so that maintenance labour time is less and pricing is competitive.

Toyota Genuine Parts

Providing the reassurance of Toyota quality, only genuine and approved components are used on your vehicle. If the vehicle is damaged, its design helps minimise the cost of repair because the most expensive-to-replace parts are deliberately located away from common damage zones. The result is ultimately less expense for parts and labour.

Toyota Accessories

Toyota genuine accessories are designed and manufactured with the same care, quality and attention to detail as Toyota vehicles. Adding a touch of style, comfort, convenience or practicality, they are tested for exceptional durability to enhance the enjoyment of your new car. All accessories are covered by a 3-year warranty when purchased together with the vehicle*.



Toyota Comprehensive Warranty

Every new Toyota comes with a 3-year/100,000 km vehicle warranty, which covers any defect caused by a manufacturing fault. Transport to the nearest authorised Toyota repairer will also be covered. In addition, a 3-year/unlimited mileage paint warranty protects against defects and surface rust caused by a manufacturing fault. Every new Toyota is covered by a 12-year/unlimited mileage anti-perforation warranty* against perforation of body panels caused by a manufacturing fault in materials or workmanship.

Toyota Eurocare

Enjoy peace of mind driving with complimentary Toyota Eurocare roadside assistance in 40 European countries for 3 years[§]. If you experience a problem with your vehicle, Toyota Eurocare offers several possibilities to keep you on the road.

* Check with your retailer for specific warranty details.

[§] Belgium 5 years/Portugal and Denmark 1 year.

Toyota Added Security

Toyota's comprehensive security system withstands the insurance industry's rigorous five-minute attack test. The alarm system and engine immobiliser are approved by all of Europe's major insurance companies.



ESTABLISHED | PIONEERING

For more than six decades, Toyota's off-road icon has established a reputation for quality, durability and reliability. From African plains and Antarctic blizzards to South American jungles, Land Cruisers have played key roles across the globe.



1951



1955



1960



1967



1980



1989



1998



2007



Point your smartphone or tablet at the graphic and start a new experience of Land Cruiser V8.



TOYOTA

ALWAYS A
BETTER WAY

**TO EXPERIENCE THE NEW LAND CRUISER V8
OR FOR MORE INFORMATION, PLEASE CONTACT
YOUR LOCAL RETAILER OR VISIT OUR WEBSITE
TOYOTA-EUROPE.COM/LANDCRUISERV8**

To the best of our knowledge, all information in this brochure is correct at time of going to print. Details of specifications and equipment provided in this brochure are subject to local conditions and requirements and may, therefore, vary from models available in your area. Please enquire with your local retailer for details on your local specifications and equipment. • Vehicle body colours may differ slightly from the printed photographs in this brochure. • The readability of QR Codes® present in this brochure may differ according to the scanner used. Toyota cannot be held responsible should your device not be able to read any QR Codes®. • Toyota Motor Europe reserves the right to alter any details of specifications and equipment without prior notice. • © 2015 by Toyota Motor Europe NV/SA ('TME'). • No part of this publication may in any way be reproduced without the prior written approval of Toyota Motor Europe.