

# PRIUS PLUG-IN HYBRID



**TOYOTA**

ALWAYS A  
**BETTER** WAY

# WHY SHOULD I CHOOSE PRIUS PLUG-IN HYBRID?

# THE PIONEERING HYBRID WITH EXTENDED ELECTRIC RANGE. IT'S A JOY TO DRIVE!

## Contents

- 4 Performance
- 8 Charging
- 12 Design
- 18 Technology
- 20 Safety
- 24 Grades
- 26 Accessories
- 28 Colours and trims
- 30 Specifications
- 34 Equipment
- 38 Environment

**LOWER  
CO<sub>2</sub>**  
**22**  
grams/km

**Prius Plug-in Hybrid combines the strengths of advanced hybrid technology with the benefits of extended EV driving. It feels good too. Enjoy a truly unforgettable driving experience with powerful acceleration and silky smooth driving dynamics, while being confident in the knowledge that you are also being incredibly efficient.**

**Choose electric for no fuel or emissions on daily trips and rely on the efficient hybrid technology for longer journeys.**

### **MORE DISTANCE, LESS EMISSIONS**

Everything you love in a Prius, but with more power in electric drive, increased electric range, reduced CO<sub>2</sub> and lower fuel consumption. The 8.8 kW battery means you can now travel over 50 km\* when you drive on electric only. CO<sub>2</sub> emissions are at their lowest level ever at 22 g/km and fuel consumption is down to 1.0 litre per 100 km.

### **THE MOST TECHNICALLY ADVANCED HYBRID**

Prius Plug-in Hybrid comes with an abundance of cutting-edge technology, including solar roof charging and Adaptive Automatic High Beam technology.



\* Range can be optimised up to 63 km depending on driving conditions.

ELECTRIC

HYBRID



**HOW  
DOES IT  
FEEL TO  
DRIVE?**

**FAST, SMOOTH, DYNAMIC  
WITH INSTANT ACCELERATION  
(IT'S QUIET TOO).**

**Glide around the streets with a new sense of freedom and accelerate with power and purpose. The dynamic and highly responsive drive is backed up by precise handling and reassuring stability, thanks to Toyota's new high rigidity platform. While the optimised sound-proofing creates a quiet and relaxed interior ambience.**



#### **GREATER POWER**

Enjoy instant and powerful acceleration in EV mode thanks to Toyota's first dual motor drive system. EV power is an outstanding 68 kW.

#### **OPTIMISED PERFORMANCE**

Maximise your efficiency and performance by choosing to run on electric or hybrid to suit your journey – whether you are in the city or out on the open road. You can drive up to 135 km/h in pure electric mode where legally permitted.

\* Weighted and combined cycle.  
e-CVT = electronically controlled Continuously Variable Transmission

#### **PLUG-IN HYBRID**

#### **1.8 l Plug-in Hybrid e-CVT**

Power

**122 DIN hp**

Fuel consumption\*

**1.0 l/100 km**

CO<sub>2</sub> emissions\*

**22 g/km**

Acceleration

**11.1 seconds**

**0–100 km/h**

Available on

**All grades**



## HOW FAR CAN I DRIVE?

# DRIVE FOR MORE THAN 50 KM\* IN EV MODE AND TRAVEL FOR A TOTAL DRIVING RANGE OF OVER 1300 KM<sup>§</sup>.

### A NEW APPROACH TO DRIVING

You save money by plugging in. The more often you charge up, whether at home, at work or at a public charge point, the greater your fuel savings will be by travelling in EV mode.

### THE POWER IS IN YOUR HANDS

With the majority of average daily drives being under 50 km you can easily cover most trips in EV mode.

Choose HV mode for longer journeys, giving you the freedom of a total driving range of over 1300 km<sup>§</sup>.

### TRAVEL FURTHER FOR LESS

The Plug-in Hybrid system has been optimised to maximise overall efficiency, selecting the best operating mode for every situation. It chooses the electric motor where possible and the right ratio of electric motor and petrol engine when driving conditions demand.

\* Range can be optimised up to 63 km depending on driving conditions.

<sup>§</sup> Total range is calculated on a one-go drive journey combining the EV range (with full charge) and the range on Hybrid mode at 3.4 l/100km. These values are measured in a controlled environment on a production vehicle, in accordance with the requirements of European law published by the European Commission.



EVERYDAY JOURNEYS

LONGER JOURNEYS



OVER  
**50km**  
ELECTRIC RANGE\*



+



OVER  
**1300km**  
TOTAL DRIVING RANGE<sup>5</sup>



## HOW SIMPLE IS RECHARGING?

## RECHARGING IS QUICK AND EASY AT HOME, OR OUT AND ABOUT.

The new plug-in system is designed to make your life easy, with charging cables for both a domestic plug socket and a home wall box or public charge point. And now with more and more public charge points, you'll find it convenient to recharge wherever you are – at home, at the office or in the street.

### REGENERATIVE BRAKING

Every time you brake, small charges are given back to the EV battery.

### LARGE 8.8 KW BATTERY

This means you'll need to charge up less yet be able to drive further on each journey. Remember, the more you keep the battery fully topped up, the greater your fuel savings will be by travelling further in electric mode.



**BRAKE  
ENERGY  
RECOVERY**




**BATTERY**

**CHARGING UNIT**

POWER CONTROL UNIT

DUAL MOTOR DRIVE SYSTEM

1.8 L PETROL ENGINE



# 2 HOURS\*

## CHARGING TIME\*



### CHARGE AT YOUR CONVENIENCE

You can now plan your recharging through the preset timer. Especially useful if you prefer to recharge during off-peak hours. You can even set the car to pre-heat or air condition before your journey or check your battery power as you go, so you know when you will next need to recharge.

### CHARGING AT HOME

Charge in only 3 hours using a domestic plug socket. Just like your mobile phone. Alternatively, install a dedicated wall box at home or use a public charge point to fully power up in approximately 2 hours. The dashboard LED display will keep you up to date on your charge status.

\* Approximate time, with Mennekes cable.



SOLAR  
POWER




FREE  
ENERGY



1000  
KILOMETRES  
AVERAGE PER YEAR\*

## WHY A SOLAR CAR ROOF?



## IT'S YET ANOTHER PIONEERING STEP TOWARDS ZERO EMISSIONS.

**The solar car roof will power you even further without having to plug in.**

### RECHARGE WHILE PARKED

The solar roof helps to recharge the high-capacity driving battery during the time you are parked, by temporarily charging the solar battery, then sending the accumulated power to the driving battery.

Overall, the solar roof improves charging efficiency and can power you for around 1000 km per year\*.

### ON THE MOVE

While driving in sunlight the solar charging system also adds extra power to electronics such as satellite navigation, lights and automatic windows.

A car that can be powered by the sun.  
What could be more natural?

\* Dependent on local weather conditions. No solar charging if plugged in.

# LOW. SLEEK. AERODYNAMIC. CUTTING-EDGE DESIGN DRIVEN BY EFFICIENCY.

Every detail of the distinctive new exterior is designed to deliver outstanding efficiency and performance. Prius Plug-in Hybrid is defined by sleek aerodynamic forms, state-of-the-art technology and ingenious innovations – such as the reinforced lightweight materials used on supercars. The result is an iconic design brimming with dynamic style and personality.



## AERODYNAMICS

The sleek, advanced aerodynamic shape gives 0.25 drag coefficient (Cd) helping to maximise your l/100 km performance. The unique double-bubble rear back glass optimises airflow and enhances aerodynamic performance.



### EXPRESSIVE LED LIGHTS

Sleek 4-projector LED headlamps enhance the advanced feel. The cutting-edge Adaptive Automatic High Beam system allows each LED lamp to be controlled individually for extra safety and efficiency.

The rear combination LED lamps feature red outer lenses that accentuate the unique contours of the design when lit.



## A SPACE WHERE EVERYTHING IS TRULY DESIGNED AROUND YOU.

State-of-the-art controls are perfectly positioned on the curved instrument panel and leather steering wheel. All on hand and easy to use. Full colour displays keep you up to date on your progress, monitoring efficiency, performance and charge levels.



### DRIVE MODES

Prus Plug-in Hybrid operates in three driving modes to suit driving conditions and your needs:

**EV mode** – primarily uses the electric motors, delivering a powerful 68 kW electric drive for over 50 km\*.

**HV mode** – seamlessly combines the petrol engine and the electric motors and allows you to reserve the electric power, ready for urban areas.

**EV-city mode** – uses the electric motors only, for up to 53 kW, without any engine input to ensure no fuel use or emissions.

When battery power drops below a certain threshold, the car automatically switches to HV mode without any input from the driver. You can also boost the efficiency or power of each mode by using the Drive Mode performance settings: Eco, Normal or Power.

\* Range can be optimised up to 63 km depending on driving conditions.



## ENJOY THE SPACIOUS AND REFINED INTERIOR WHERE GROUND-BREAKING TECHNOLOGY AND PURE COMFORT SIT SIDE BY SIDE.

A four-seat layout that delivers high levels of comfort, relaxation and unprecedented personal space. There's no shortage of well-located storage places too, and with the Easy Flat seat system, the 60:40 rear seats can be independently folded away, creating a flat load space.



### TOYOTA TOUCH® 2

At the heart of operations is the new 8" touch screen display with features including satellite navigation, music, weather conditions, voice recognition and mobile phone port. All at the simple touch of the screen.



### AIR CONDITIONING

The world's first Gas Injection Heat Pump system allows you to activate air conditioning or heating without starting the engine. It's air-based so can heat up or cool down in seconds – faster than a conventional heating system. While individual passenger detection will make sure everyone feels comfortable in their own space. In addition it can be activated remotely.



### HEAD UP DISPLAY

The Head Up Display is positioned clearly at the base of the windscreen, so you can keep up to date on your efficiency and performance, without taking your eyes off the road. It provides information such as vehicle speed, battery charge, hybrid system status and Toyota Safety Sense function.




### MULTI-INFORMATION DISPLAY

Follow and control every detail of your car's performance in real-time. The multi-information display includes accelerator guidance, Eco performance, battery levels, regenerative energy flow and the charging pre-set timer.



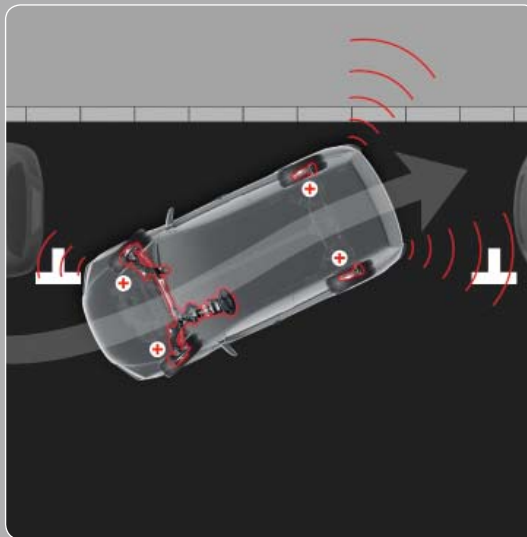
### WIRELESS CHARGER

No more searching for that elusive cable charger. Wireless charging is the most efficient way to power up your phone as you travel. The charging tray is conveniently positioned beneath the centre stack.



### REAR CROSS TRAFFIC ALERT (RCTA)

RCTA allows you to reverse out of a parking space safely by detecting other vehicles approaching your blind spot area. Using quasi-millimetre wave radar, RCTA alerts you with a buzzer and flashing indicators on the outer mirrors.



### SIMPLE INTELLIGENT PARKING ASSIST WITH AUTOMATIC BRAKING

Simple Intelligent Parking Assist automatically manoeuvres you into your chosen parking spot, whether between two vehicles or behind one. Using ultrasonic sensors on the front side-bumper to identify a suitable parking space. You simply control

## THOUGHTFUL TECHNOLOGY TO INFORM AND ASSIST YOU.

**A wealth of advanced technology will enhance your drive and make your life that little bit easier.**

the reversing speed with the support of automatic braking that helps prevent or reduce collisions at slow speeds, if the accelerator is misapplied or if the brakes are activated too late.

# DRIVE SAFELY IN THE KNOWLEDGE THAT YOU ARE PROTECTED BY INTELLIGENT SAFETY FEATURES.

**Prius Plug-in Hybrid features Toyota Safety Sense, an active safety package, which provides a comprehensive range of safety systems. Working together, they help to create a more secure driving environment for everyone.**

## TOYOTA SAFETY SENSE



Adaptive Automatic High Beam



Lane Departure Alert with Steering Control



Road Sign Assist



Pre-Collision System\* with Pedestrian Detection



Adaptive Cruise Control with Full Stop Functionality

\* Technical name: Pre-Crash Safety System.

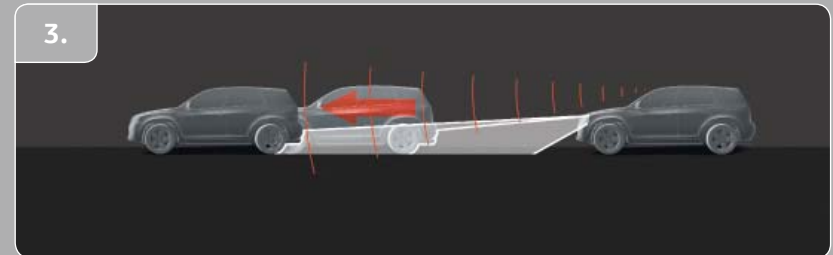

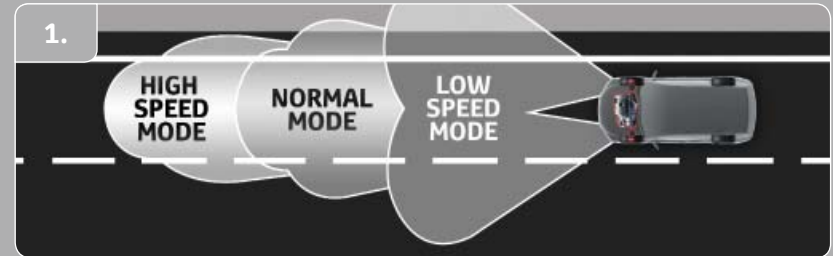


# DISCOVER MORE ABOUT TOYOTA SAFETY SENSE TECHNOLOGY.

## ADAPTIVE AUTOMATIC HIGH BEAM

This system enhances visibility and safety during night driving by allowing you to maintain the best illumination at all times, without being an annoyance to other drivers.

1. Depending on where the car is driven, it automatically adjusts the distribution and intensity of your beam, allowing you to see further ahead on a highway or creating a wider spread for detecting pedestrians in residential areas.
2. When there are vehicles ahead it automatically activates shutters within the headlight to shadow the area where there is a vehicle, while the area without traffic remains fully illuminated.
3. Whilst travelling behind another car in low beam it ensures that you automatically have the optimal lighting.
4. When approaching a bend in the road it adjusts the direction of the headlights to brighten your way ahead as you turn.





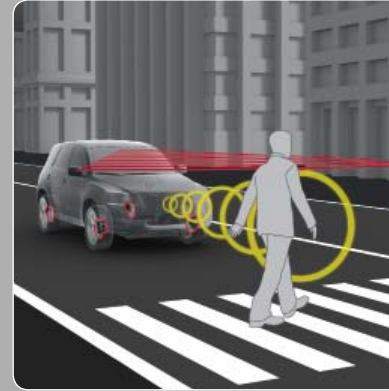
### ADAPTIVE CRUISE CONTROL WITH FULL STOP FUNCTIONALITY

This technology allows you to pre-set your cruising speed and the minimum distance from the vehicle in front. If the car in front reduces speed, the system will keep the pre-set distance and will instantly bring the car to a complete standstill if traffic halts. When the car in front moves off again, the system will gradually accelerate until your vehicle returns to the pre-set cruising speed. To move off from a standstill, the system is reactivated by pressing the accelerator or by the cruise control lever.



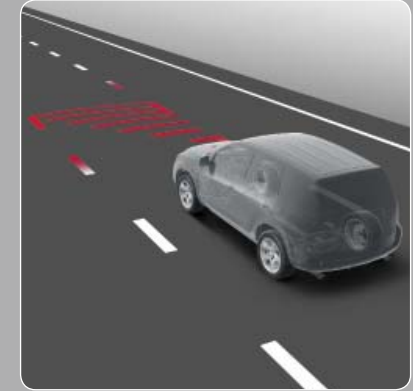
### ROAD SIGN ASSIST

Road Sign Assist monitors the road signs ahead, displaying useful information such as the current speed limit or overtaking restrictions in clear view on the new colour TFT cockpit display. The system also provides a visual and acoustic warning if you are not following the road sign indication.



### PRE-COLLISION SYSTEM WITH PEDESTRIAN DETECTION

Pre-Collision System\* uses a camera and laser to detect other vehicles in the road ahead. When the possibility of collision is detected the driver is alerted with audio and visual warnings and brake assistance is activated. If the driver fails to brake in time the brakes automatically engage to prevent or mitigate a collision.



### LANE DEPARTURE ALERT WITH STEERING CONTROL

Using a camera to detect the lane markings in the road ahead, Lane Departure Alert will alert the driver with audible and visual warnings if the vehicle starts to deviate from its lane without the turn indicator being applied. Steering Control applies corrective force in the case of unintentional lane departure.

\* Technical name: Pre-Crash Safety System.

## MID



**SCAN THIS  
QR CODE.**  
Configure your  
Prius Plug-in  
Hybrid.



### Main features

- 15" bi-tone grey & silver alloy wheels (10-spoke)
- Black upper front grille
- Power-retractable door mirrors
- Blind Spot Monitor (BSM)
- Adaptive LED headlamps
- Adaptive Cruise Control with Full Stop Functionality
- Rear Cross Traffic Alert (RCTA)
- Rear-view camera
- Black fabric or cool grey fabric with black fabric inserts

- Piano black centre console
- Rear passenger air conditioning
- Heated driver's & front passenger seats
- Head Up Display
- Toyota Touch® 2 with Go navigation system
- 6 speakers

### Optional features


- Black leather or cool grey leather with black leather inserts
- Simple Intelligent Parking Assist with automatic braking

# SOLAR



## Main features

- 15" bi-tone grey & silver alloy wheels (10-spoke)
- Black upper front grille
- Power-retractable door mirrors
- Solar roof
- Adaptive LED headlamps
- Adaptive Cruise Control with Full Stop Functionality
- Rear-view camera
- Black fabric or cool grey fabric with black fabric inserts
- Piano black centre console
- Rear passenger air conditioning
- Heated driver's & front passenger seats
- Toyota Touch® 2 with Go navigation system
- 6 speakers



## RECOGNISING THE INDIVIDUAL IN YOU.

Give your Prius Plug-in Hybrid that extra-special finishing touch, according to your individual tastes for style, comfort and practicality.

For the full range of genuine Toyota accessories, please contact your local retailer or visit [www.toyota-europe.com](http://www.toyota-europe.com)

SCAN THIS QR CODE.  
For more information on accessories.



\* Toyota ProTect requires professional application by trained Toyota Personnel. Contact your local Toyota retailer for details.

1.



### 1. TOYOTA 4G HOTSPOT (AVAILABLE IN 2017)

Provides mobile connectivity for up to 10 WiFi devices simultaneously including Toyota Touch® 2 with Go (High), phones, tablets and laptops. It fixes securely in your car with no trailing leads and wires directly into the battery system for a constant power supply.

- No need for a SIM card.
- Easy to use with a simple on/off switch and coloured diodes to inform of status and activity.
- Covered by a Toyota warranty.



2.



4.



6.



3.



5.



7.

## 2. ALUMINIUM SCUFF PLATES

Protect the door sills against scratching while also adding a compelling style detail to your car's interior.

## 3. REAR BUMPER PROTECTION PLATE

Made of a rugged black composite material to comprehensively protect the rear bumper when loading and unloading the trunk.

## 4. TRUNK LINER

Made of tough flexible plastic with a non-slip surface pattern and raised edge lips to shield the trunk carpet against mud, dirt, sand and liquids.

## 5. WIND DEFLECTORS

Aerodynamically shaped to minimise wind noise and buffeting when driving with open windows.

## 6. TOYOTA BODY PROTECT\*

Helps maintain the showroom appearance of the exterior paintwork and side windows by sealing the surfaces with an invisible ceramic hard coating.

## 7. TOYOTA FABRIC PROTECT\*

A tough yet invisible coating for textile car seats and cabin carpets. It is hypoallergenic and allows dirt to be wiped away without staining.

# CHOOSE FROM A RANGE OF PREMIUM COLOURS AND TRIMS.

15" bi-tone grey & silver alloy wheels (10-spoke)  
Standard on Solar, Mid



040 Pure White



070 Pearl White\*



791 Spirited Aqua<sup>§</sup>



3T7 Emotional Red\*



1G3 Ash Grey<sup>§</sup>

\* Pearlescent paint.

<sup>§</sup> Metallic paint.



**Black fabric**  
Standard on Mid, Solar



**Black leather**  
Optional on Mid



**Cool grey fabric with black  
fabric inserts**  
Standard on Mid, Solar



**Cool grey leather with  
black leather inserts**  
Optional on Mid

# SPECIFICATIONS

## ENVIRONMENTAL PERFORMANCE

1.8 I Plug-in Hybrid  
e-CVT

### Fuel consumption (applicable legislation)

Fuel consumption weighted & combined (l/100km)	1.0
Recommended fuel grade	95 or more
Fuel tank capacity (litres)	43

### Carbon dioxide, CO<sub>2</sub> (applicable legislation)

Weighted & combined (g/km)	22
----------------------------	----

### Exhaust emissions (regulation EC/715/2007 as amended by EC 2016/646W)

Euro class	EURO 6 W
Carbon monoxide, CO (mg/km)	67
Hydrocarbons, THC (mg/km)	17
Hydrocarbons, NMHC (mg/km)	15.7
Nitrogen oxides, NO <sub>x</sub> (mg/km)	0.8
Sound level drive by (dB(A))	67

The fuel consumption, CO<sub>2</sub> and noise values are measured in a controlled environment on a basic production vehicle, in accordance with the requirements of European law published by the European Commission. For further information, or if you are interested in buying a basic production vehicle, please contact Toyota Motor Europe NV/SA. The fuel consumption and CO<sub>2</sub> values of your vehicle may vary from those measured. Driving behaviour as well as other factors (such as road conditions, traffic, vehicle condition, installed equipment, load, number of passengers, ...) play a role in determining a car's fuel consumption and CO<sub>2</sub> emissions.

## ENGINE

1.8 I Plug-in Hybrid  
e-CVT

Engine code	2ZR-FXE
Number of cylinders	4, in line
Valve mechanism	16 valve DOHC with VVT-i
Fuel system	Fuel injection
Displacement (cc)	1798
Bore x stroke (mm x mm)	80.5 x 88.3
Compression ratio	13.04:1

<b>ENGINE</b>		<b>1.8 l Plug-in Hybrid e-CVT</b>	
Maximum power output (DIN hp)		98	
Maximum power output (kW/rpm)		72/5200	
Maximum torque (Nm/rpm)		142/3600	
Total hybrid system combined output (DIN hp)		122	
Total hybrid system combined output (kW)		90	
<b>Electric Front Motor</b>		<b>Hybrid vehicle battery</b>	
Type	Permanent magnet synchronous motor	Type	Lithium ion battery
Maximum output (kW)	53	Nominal voltage (V)	351.5
Maximum torque (Nm)	163	Number of battery modules	95
Maximum voltage (V)	600	Battery capacity (3hr) Amp.hr.	25
EV output electric motors and battery (kW)		68	
<b>PERFORMANCE</b>		<b>1.8 l Plug-in Hybrid e-CVT</b>	
Maximum speed (km/h)		162	
0–100 km/h (secs)		11.1	
Drag coefficient		0.25	
<b>SUSPENSION</b>		<b>1.8 l Plug-in Hybrid e-CVT</b>	
Front suspension		MacPherson strut	
Rear suspension		Double wishbone	
<b>BRAKES</b>		<b>1.8 l Plug-in Hybrid e-CVT</b>	
Front brakes		Ventilated disc	
Rear brakes		Disc	

# SPECIFICATIONS

## LOAD CAPACITY

	1.8 l Plug-in Hybrid e-CVT
Luggage capacity (up to tonneau cover) (litres)	191
Luggage capacity, up to roof, rear seat up (litres)	359
Luggage capacity, up to roof, rear seat down (litres)	1204
4 seats up: belt line (litres)	191
4 seats up: roof (litres)	359
2 seats up: belt line (litres)	702
2 seats up: roof (litres)	1204

## DIMENSIONS & WEIGHTS

	1.8 l Plug-in Hybrid e-CVT
Exterior length (mm)	4645
Exterior width (mm)	1760
Exterior height (mm)	1470
Front tread (mm)	1530
Rear tread (mm)	1545
Front overhang (mm)	975
Rear overhang (mm)	970
Wheelbase (mm)	2700
Turning circle – tyre (m)	5.1
Interior length (mm)	2110
Interior width (mm)	1490
Interior height (mm)	1195
Luggage overall width (mm)	1360
Luggage overall height (mm)	533

**DIMENSIONS & WEIGHTS**

	1.8l Plug-in Hybrid e-CVT
Gross vehicle weight (kg)	1855
Kerb weight (kg)	1530-1550

**WHEELS**

	Mid	Solar
15" bi-tone grey & silver alloy wheels (10-spoke)	●	●
Black small centre caps	●	●
Chrome large centre cap surrounds	●	●

● = Standard    ○ = Optional    – = Not available    e-CVT = electronically controlled Continuously Variable Transmission



# EQUIPMENT

## EXTERIOR STYLING

	Mid	Solar
Black upper front grille	●	●
Black lower front grille	●	●
Black insert on licence plate	●	●
LED rear light guide	●	●
Body-coloured front bumper	●	●
Body-coloured rear bumper	●	●
Front spoiler	●	●
Rear spoiler	●	●
Black diffuser	●	●
Body-coloured door mirrors	●	●
Body-coloured door handles	●	●
Black door belt moulding	●	●
Black window frame	●	●
Piano black centre pillar design	●	●
Piano black rear pillar design	●	●
Shark-fin antenna	●	●

## EXTERIOR COMFORT

	Mid	Solar
Automatic headlight cut-off	●	●
Headlight cut-off reminder	●	●
Follow-me-home headlights	●	●
Dusk sensor	●	●
Rain sensor	●	●
Power-adjustable door mirrors	●	●
Heated door mirrors	●	●
Power-retractable door mirrors	●	●
Remote door lock	●	●
Smart Entry & Start System	●	●
Boot door release with push button	●	●

## EXTERIOR COMFORT

	Mid	Solar
Remote boot door release in cabin	●	●
Solar roof	—	●

## INTERIOR STYLING

	Mid	Solar
3-spoke leather steering wheel	●	●
Pearlescent white insert on steering wheel	●	●
Dark grey stitching on steering wheel	●	●
Piano black centre console	●	●
Piano black surround on multimedia display	●	●
Blue insert on gear shift knob	●	●
Pearlescent white gear shift knob surround	●	●
Satin grey gear shift surround on centre console	●	●
Fabric armrest on front console box	●	●
Leather armrest on front console box	○	—
Padded armrest on front console box	●	●
Piano black insert on front console box	●	●
Pearlescent white insert on front console box	●	●
Dark grey stitching on on front console box	●	●
Light grey stitching on front console box	●	●
Black insert on rear armrest	●	●
Pearlescent white insert on rear armrest	●	●
Black upper dashboard	●	●
Cool grey upper dashboard	●	●
Leather-like texture on upper dashboard	●	●
Satin chrome insert on upper dashboard	●	●
Black lower dashboard	●	●
Leather-like texture on lower dashboard	●	●
Black centre air vents	●	●
Piano black centre air vent surrounds	●	●

INTERIOR STYLING	Mid	Solar
Chrome insert on centre air vents	●	●
Black side air vents	●	●
Satin chrome side air vent surrounds	●	●
Chrome insert on side air vents	●	●
Soft-touch front door armrests	●	●
Fabric rear armrest	●	●
Leather rear armrest	●	—
Black inner insert on side air vents	●	●
Turquoise inner insert on side air vents	●	●
Dark grey stitching on front seats	●	●
Turquoise stitching on front seats	●	●
Dark grey stitching on rear seats	●	●
Turquoise stitching on rear seats	●	●
Black front door armrests	●	●
Black front door insert	●	●
Cool grey front door insert	●	●
Chrome interior door handles	●	●

INTERIOR COMFORT	Mid	Solar
Push-button start	●	●
Digital speedometer	●	●
Digital tachometer	●	●
Manual tilting steering wheel	●	●
Manual telescopic steering wheel	●	●
Electric Power Steering (EPS)	●	●
Electrochromatic rear-view mirror	●	●
Rear-view camera display in display audio screen	●	●
Dynamic guide lines on rear-view camera display	●	●
Dual-zone automatic air conditioning	●	●
Rear passenger air conditioning	●	●
Rear passenger air vents	●	●

INTERIOR COMFORT	Mid	Solar
Pollen air filter	●	●
Clean air filter	●	●
Fixed armrest on front console box	●	●
Driver's seat armrest	●	●
Front passenger seat armrest	●	●
Power-sliding driver's seat	●	●
Manually sliding front passenger seat	●	●
Manually reclining driver's seat	●	●
Manually reclining front passenger seat	●	●
Manually height-adjustable driver's seat	●	●
Power-adjustable lumbar support on driver's seat	●	●
Heated driver's & front passenger seats	●	●
Individual rear seat	●	●
60:40 split-folding (2nd row) rear seats	●	●
Toyota Easy Flat system	●	●
Rear door armrests	●	●
Noise reduction layer on windshield	●	●
Noise reduction layer on front windows	●	●
Front power windows	●	●
Rear power windows	●	●
Auto up & down function on all power windows	●	●
Anti-jam protection on power windows	●	●
Power passenger window lock	●	●
UV-filter on driver's & front passenger windows	●	●
Water-repellent driver's & front passenger windows	●	●
UV-filter on rear windows	●	●
Front passenger overhead assist grip	●	●
Rear overhead assist grips	●	●
Washer fluid level warning	●	●
Rear window defogger	●	●

● = Standard    ○ = Optional    — = Not available

# EQUIPMENT

## INTERIOR COMFORT

	Mid	Solar
Driver's & front passenger personal lamps (bulb type)	●	●
Front room lamp	●	●
Rear passenger room lamp	●	●
Boot lamp	●	●
Foot lamp	●	●
Illuminated entry & foot lamp system	●	●
Door courtesy lamp	●	●
Lamp on driver's sun visor	●	●
Lamp on passenger sun visor	●	●
Mirror on driver's sun visor	●	●
Mirror on passenger sun visor	●	●
Front 12V power outlet	●	●
Rear passenger 12V power outlet	●	●
Wireless mobile phone charger	●	●
Driver's power door lock	●	●
Child safety door lock	●	●
Key reminder warning	●	●
Coloured TFT multi-information display	●	●
4.2" screen for multi-information display	●	●
ECO-driving Indicator	●	●
Hybrid System Indicator	●	●
Head Up Display	●	—
Adjustable Speed Limiter (ASL) switch on steering wheel	●	●
Adaptive Cruise Control switch on steering wheel	●	●
Lane Departure Alert switch on steering wheel	●	●
Audio switches on steering wheel	●	●
Multimedia switches on steering wheel	●	●
Telephone switch on steering wheel	●	●
Voice recognition switch on steering wheel	●	●

## INTERIOR COMFORT

	Mid	Solar
Drive mode selector switch on centre console	●	●
Power mode switch on centre console	●	●

## STORAGE

	Mid	Solar
Front console box	●	●
Lid on front console box	●	●
Single compartment glovebox	●	●
Glovebox lamp	●	●
Slow-opening lower glovebox	●	●
Front door pockets	●	●
Rear door pockets	●	●
Driver's & passenger seatback pockets	●	●
Front bottle holders	●	●
Rear bottle holders	●	●
0.5 litre bottle holder	●	●
Front cup holders	●	●
Rear cup holders	●	●
Rear passenger coat hooks (2)	●	●
Sunglasses holder	●	●
Storage box in rear armrest	●	●
Full-flat loading	●	●
Shopping bag hooks	●	●
Retractable tonneau cover	●	●

## MULTIMEDIA

	Mid	Solar
8" multimedia display	●	●
Toyota Touch® 2 multimedia system	●	●
Toyota Touch® 2 with Go navigation system	●	●

MULTIMEDIA	Mid	Solar
6 speakers	●	●
10 speakers	●	—
JBL premium sound system	●	—
Aux-in connector	●	●
USB connector	●	●
Bluetooth® hands-free system	●	●
Wi-Fi connectivity	●	●
Voice recognition	●	●
Digital Audio Broadcast (DAB)	●	●

SAFETY	Mid	Solar
Pre-Collision System with Pedestrian Detection	●	●
Adaptive Front light System (AFS)	●	●
Automatic headlamp levelling	●	●
Front fog lamps	●	●
Daytime running lights (LED type)	●	●
Cornering lights	●	●
Adaptive Automatic High Beam	●	●
Turning signal integrated in door mirrors	●	●
Blind Spot Monitor (BSM)	●	—
Anti-lock Braking System (ABS) with Electronic Brake force Distribution (EBD)	●	●
Adaptive LED headlamps	●	●
Emergency Brake-light Signal (EBS)	●	●
Rear combination lamps (LED type)	●	●
LED rear brake lights	●	●
Adjustable Speed Limiter (ASL)	●	●
Adaptive Cruise Control with Full Stop Functionality	●	●
Road Sign Assist	●	●
Lane Departure Alert with Steering Control	●	●

SAFETY	Mid	Solar
Vehicle Stability Control (VSC)	●	●
Traction Control (TRC)	●	●
Hill-start Assist Control (HAC)	●	●
Tyre Pressure Warning System (TPWS)	●	●
Rear Cross Traffic Alert (RCTA)	●	—
Front parking sensors	○	—
Rear parking sensors	○	—
Rear-view camera	●	●
Simple Intelligent Parking Assist with automatic braking	○	—
Immobiliser	●	●
Front seat belt reminder	●	●
Rear seat belt reminder	●	●
Pre-tensioners and force limiters	●	●
Adjustable front driver seat belt extender	●	●
Adjustable front passenger seat belt extender	●	●
Supplemental Restraint System (SRS) airbags – 7 airbags	●	●
Front passenger airbag detector	●	●
Front passenger airbag on/off-switch	●	●
ISOFIX seat fixing	●	●
Driver's & front passenger Whiplash Injury Lessening (WIL) seats	●	●
Adjustable rear headrests	●	●
Rear headrests (2)	●	●

#### PERFORMANCE, TRANSPORT AND PROTECTION

	Mid	Solar
Pitch & Bounce control	●	●
Comfort suspension	●	●

● = Standard    ○ = Optional    — = Not available

## Toyota Environmental Challenge 2050

Toyota has set out 6 environmental challenges to be completed by 2050. The objective being to achieve sustainable development together with society.




### Challenge 1

New Vehicle – Zero CO<sub>2</sub> Emissions Challenge.



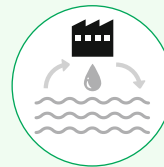
### Challenge 2

Life Cycle – Zero CO<sub>2</sub> Emissions Challenge.



### Challenge 3

Plant – Zero CO<sub>2</sub> Emissions Challenge.



### Challenge 4

Challenge of Minimising and Optimising Water Usage.



### Challenge 5

Challenge of Establishing a Recycling-based Society and Systems.

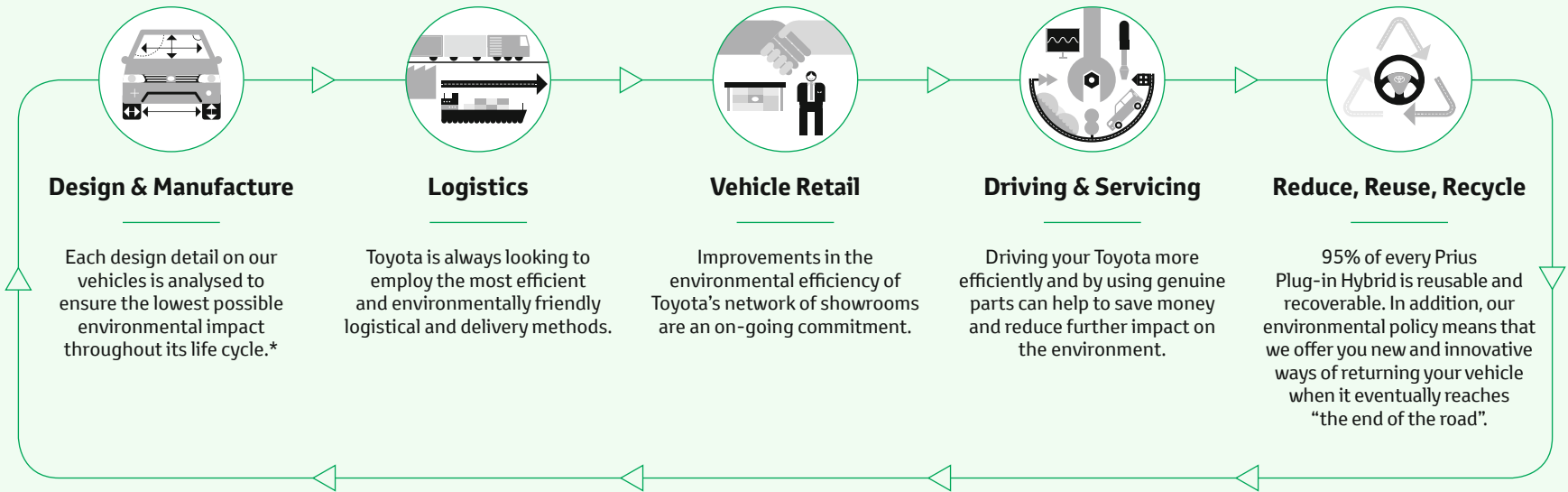


### Challenge 6

Challenge of Establishing a Future Society in Harmony with Nature.

# Toyota's Lifecycle Approach to Environmental Issues

Toyota has been working on developing sustainable mobility for many years, driven by our vision of zero emissions and zero waste.



\* The Life Cycle Analysis (LCA) for the new generation Prius Plug-in Hybrid compared to the previous model, shows a reduction of 13% in CO<sub>2</sub> (Carbon Dioxide), 1% in NO<sub>x</sub> (Nitrogen Oxide), 7% in PM (Particulate Matter) and 43% in NMHC (Non-Methane Hydrocarbons).

Toyota's LCA methodology, which is applied to our passenger vehicles was reviewed and approved by TÜV Rheinland and has been certified to comply with ISO14040/14044 standards.



ALWAYS A  
**BETTER** WAY

# NEW PRIUS PLUG-IN HYBRID. THE HYBRID THAT TRAVELS FURTHER ON ELECTRIC.

[www.toyota-europe.com](http://www.toyota-europe.com)



To continue your  
experience scan  
this QR code.

To the best of our knowledge, all information in this brochure is correct at time of going to print. Details of specifications and equipment provided in this brochure are subject to local conditions and requirements and may, therefore, vary from models available in your area. Please enquire with your local retailer for details on your local specifications and equipment. • Vehicle body colours may differ slightly from the printed photographs in this brochure. • The readability of QR codes present in this brochure may differ according to the scanner used. Toyota cannot be held responsible should your device not be able to read any QR codes or interactive content markers. • Toyota Motor Europe reserves the right to alter any details of specifications and equipment without prior notice. • © 2017 by Toyota Motor Europe NV/SA ("TME"). • No part of this publication may in any way be reproduced without the prior written approval of Toyota Motor Europe.