

LM

LM

LM350







Note: Vehicles pictured and specifications detailed in this catalog may vary from models and equipment available in Hong Kong. Please contact Lexus Flagship Showroom for details on the availability of features.





Note: Vehicles pictured and specifications detailed in this catalog may vary from models and equipment available in Hong Kong. Please contact Lexus Flagship Showroom for details on the availability of features.



LEXUS
INTELLIGENCE
SIX





CONCEPT



The LM was conceived as a new genre of 'Luxury Mover', a refined expression of Lexus innovation, 'omotenashi' hospitality and exquisite craftsmanship, created to provide freedom of body and mind in the midst of busy lifestyles.

»» INTELLIGENCE



The floor mats shown in this image may vary from the mats available in your area.


Note: Vehicles pictured and specifications detailed in this catalog may vary from models and equipment available in Hong Kong. Please contact Lexus Flagship Showroom for details on the availability of features.

The LM evolves the concept of the luxury chauffeur car through the single-minded pursuit of rear seat comfort to create a car that seamlessly supports modern executive lifestyles, placing a premium on precious personal time by providing the ultimate relaxing space.

Drawing on the rich heritage and skills of craftsmanship in Japan, Lexus imbued the LM with qualities that are both cutting-edge and time-honored, to enrich individual experiences and quality of life. It embraces aesthetic values that embody the Japanese concept of 'omotenashi', authentic hospitality that

thoughtfully anticipates individual needs and subtly provides them to engender an intuitive feeling of wellbeing. It realizes these qualities by fusing Lexus innovation, cutting-edge technology and Takumi craftsmanship in a fresh expression of modern luxury that offers outstanding comfort, sophisticated beauty, and exceptional functionality.

It is realized in a high quality space with a private feel, in which the cabin becomes a personal space with the comfort of a luxury study to revitalize the body and mind, optimizing precious time to restore energy and inspire the spirit while on the move.





DESIGN



Lexus originality shapes a new era in luxury chauffeur cars, inspiring a dynamic three-dimensional form accentuated by Lexus signature design cues that exude style, power and presence, with a luxurious cabin that creates the ultimate space for traveling.



» INTELLIGENCE



EXTERIOR

The exterior design embodies ambitious dynamism, expressing the confidence and motivation to aim ever higher. The bold, wide and low stance and large spindle grille exude a powerful presence with an aura of prestige that stands out from its surroundings.



INTERIOR

The exquisitely crafted interior provides a refined welcome imbued with 'omotenashi' sensibility, fusing traditional craftsmanship, innovative features and discreetly integrated technology in an elegant, open space with the inviting comfort of a private study.





FEATURES

The distinctive spirit of Lexus hospitality and attention to detail informed the design and refining of key features. They provide exceptional comfort, privacy, and functionality to support a wide variety of activities from business to relaxation, freeing the body and mind every time you enter this personal space.



» INTELLIGENCE



The fresh approach of the LM 4-seater to the luxury chauffeur car with its focus on rear seat comfort and privacy is realized in the refined features of this elegantly serene space. From the innovative cushioning of the seats to the Gin-Sui-Boku of the privacy partition, the attention to detail that embodies 'omotenashi' hospitality left no stone unturned in the pursuit of enhancing the quality and value of time spent in the LM.



Ceiling color illumination

The cabin lighting subtly recessed around the moonroof in the ceiling can be illuminated in 16 colors and four brightness levels, enabling occupants to personalize the ambience of their private space to support their needs and match their mood, from working to a power nap, at the touch of a switch.



Privacy partition

Infusing privacy with elegance, Lexus 'omotenashi' informed the design of the partition to protect privacy without impacting on the open feeling of the cabin. The silver ink Gin-Sui-Boku ornamentation was inspired by traditional ink wash painting, and realized by Takumi craftsmanship. The glass for the top of the partition can be elevated and dimmed to provide greater privacy when required, by selecting from three privacy modes: open, privacy and full privacy.

Refrigerator

Anticipating the desire for a cooling drink, the opportunity to relax and even to celebrate, the 14-liter refrigerator in the center of the lower partition keeps a selection of drinks chilled and close at hand.



Magazine rack

Integrated into the front of the rear console, the tilt door on the magazine rack can be easily opened from the comfort of the rear seats to access and store A4-size magazines, newspapers and folders.



Partition trim lower storage spaces

Convenient storage integrated on both the left and right sides of the lower partition makes it easy to store and secure attaché cases and handbags, keeping important items in sight and conveniently close.





Second row seats

The functionality of the rear seats epitomizes the meticulous pursuit of comfort, supporting a supremely relaxing environment regardless of the temperature or the occupant's physical condition. The maximum recline angle was carefully calculated to provide the optimum angle for relaxation. Switches to recline the seats are integrated into the side of the seats to enable easy control of the seats when they are fully reclined. The rear refresh seats feature air bladders in the seat cushion and seatback that inflate to apply pressure to the occupant's thighs, back and shoulders, controlled by seven programs covering the full or particular areas of the body.*



Power ottoman

The power ottoman on the second row seats provides generous support to the lower legs so the occupant can relax in refined comfort. The ottoman control automatically extends it fully when it is being raised, and retracts it to stow it away.



Vanity mirrors

Vanity mirrors with LED lighting for rear seat passengers are integrated into the ceiling. The angle of the mirrors can be adjusted to enable passengers to check and adjust their clothes. In the front seats, the mirrors are integrated into the sun visors.



Rear personal lamps/reading lamps

The ambience of being in a private study is reinforced by the individual lighting. Rear personal lamps provide illumination in a variety of situations including ingress and egress at night, using devices and checking items in the cabin. They are supplemented by reading lamps which provide gentle, directed illumination around the hands.



Air conditioning system

The auto air conditioning system features triple-zone independent temperature controls which enable the driver, front seat passenger and rear seat passengers to independently control their climate zone. Controls for the front zones are integrated in the heater control panel and EMV display, and in a control panel in the ceiling and the rear center console for the rear seat zone.

Rear heater vents

Heater vents integrated in each side of the second row seats complement vents in the ceiling and lower partition to provide nuanced control of individual comfort.



Ventilated Seats/seat heaters

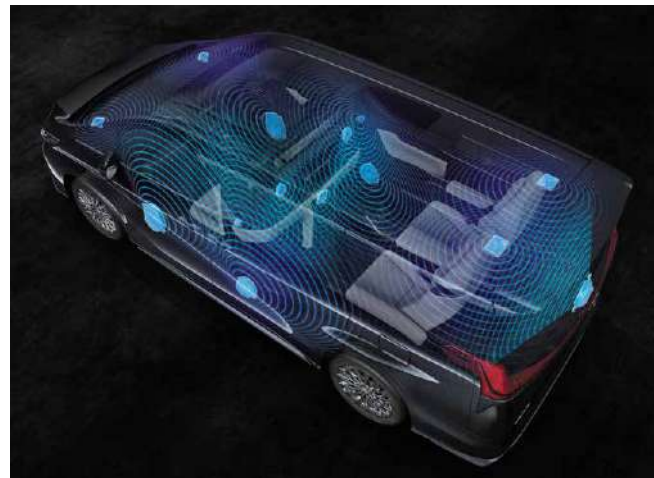
In the 4-seater model, the second row Ventilated Seats use a suction system to draw cabin air cooled by the air conditioning system through the seat surface, effectively reducing heat and moisture to provide a direct refreshing feel. In cold weather, integrated seat heaters quickly warm the body. Ventilated Seats and seat heaters are also available in the front and second row captain's seats in the 7-seater model.

* For your safety, only use the recline function when the vehicle is stopped. Please read the Owner's Manual for details on adjusting the recline angle while the vehicle is moving.

Note: Vehicles pictured and specifications detailed in this catalog may vary from models and equipment available in Hong Kong. Please contact Lexus Flagship Showroom for details on the availability of features.



Befitting the ultimate private space, the rear seat entertainment system's advanced technology enhances your time spent in the LM, whether you are relaxing or engaged in work. The large, high-resolution, 26-inch screen in the privacy partition, advanced audio system, and a range of input ports create a superb environment for enjoying your favorite music, videos and more.



Mark Levinson Premium Surround Sound System

The Mark Levinson Premium Surround Sound System features 19 speakers and QLS (Quantum Logic Surround) technology. The partition enables a home theater-style speaker layout, with side speakers at the same height as the ears, creating a dynamic, full-bodied sound stage with exceptional audio clarity and definition. The 7-seater model features a 17-speaker audio system.



Rear seat controls

A multi-operation panel in the rear center console controls the seat position, refresh function, air conditioning, and rear entertainment system in the rear private space.



Blu-ray player

A Blu-ray player built into the bottom left side of the partition plays Blu-ray Discs, DVDs and CDs.



Rear center console box

An HDMI port and two USB ports inside the rear console box enable connection of various electronic devices, including PCs. A tray inside the box provides handy storage for small items and for holding a smartphone while it is connected to the USB port.

Side pocket

A convenient pocket in the side of the rear console accommodates small items such as a remote control that can be easily accessed even when the seats are reclined. It is lined with felt to help prevent scratching the items stored in it.





Power sliding doors

Controls for the power sliding doors integrated in the overhead console enable the driver to open and close the sliding doors and back door, providing a warm welcome as important passengers approach. In the same way, when carrying the Electronic Key, the LM welcomes you by unlocking and opening the power sliding door on the side you are approaching with one touch of the key or the door handle, and closing the door with another touch. A jam protection system helps prevent obstacles getting pinched in the doors.



Walk-in switches

On the 7-seater model, a touch of a switch integrated in the side and seatback of the second row seats stows the ottoman, folds the seatback forward, and slides the seat forward for easy ingress and egress to the third row seats.

Side steps

The focus on hospitality and attention to detail contributed to the thoughtful design of the wide, low-set side step with integrated Lexus logo, which together with the assist grip and wide-opening door contributes to easy and graceful ingress and egress into the main cabin.



Assist grips

The assist grips are ideally placed to assist poised and flowing ingress and egress from the cabin. The grip space, angle, and curvature of the handles were fine-tuned to enhance grip comfort, with a soft padding layer under the upholstery providing a soft and refined feel.



Moonroofs

The front moonroof and rear moonroof with jam protection system contribute to the bright open feeling in the cabin. The front moonroof tilts up and down manually and the rear moonroof slides open at the touch of a switch. Integrated shades ensure good illumination while providing thermal insulation.

Acoustic glass

Acoustic glass in the front door and sliding door windows contributes to the exceptional quietness and a feeling of privacy in the cabin.



Window sunshades

Manual sunshades on the sliding door and rear quarter windows provide simple control for blocking out direct sunshine, enhancing comfort and privacy in the rear seats.



Triple Beam LED headlamps

The bold Triple Beam LED headlamps project a powerful presence. They integrate high and low beams projector units, distinctive Lexus L-shaped DRL (Daytime Running Lights) and triple-layered turn signal lamps that illuminate sequentially, expressing a bold face to the world. In addition, LED cornering lamps help contribute to confident driving when turning left or right at night by distributing more light in the direction of forward travel and to the sides.

Rear combination lamps

Iconic L-signature shaped rear combination lamps reinforce the LM's strong and sophisticated presence, and are instantly recognizable as a Lexus. The left and right lamps are connected by a single continuous line of LED lights across the rear, accentuating the wide stance. The rear turn signal lamps illuminate sequentially from the inner side to the outside to emphasize the turning direction.



Rear bumper

An integral element of the strong rear presence, the horizontal lines of the rear bumper are reinforced by chrome ornamentation on the bottom, contributing a luxury touch and highlighting the wide stance and low center of gravity.



Power back door

When carrying the Electronic Key you can open and close the back door automatically at the touch of a switch. An additional switch is located in the overhead console, and a closing switch is integrated into the back door. The door features a jam protection system.

Luggage space

Complementing the spacious cabin, the ample luggage space can accommodate a range of luggage to meet the occupants' changing needs, including golf bags and suitcases. Large underfloor storage spaces enable the securing of valuables out of sight.



*Capable of holding four 9.5-inch golf bags (stacked sideways) ^{*1} / two 9.5-inch golf bags (stacked sideways) ^{*2}

^{*1} 4-seater model. ^{*2} 7-seater model.
 Note: Vehicles pictured and specifications detailed in this catalog may vary from models and equipment available in Hong Kong.
 Please contact Lexus Flagship Showroom for details on the availability of features.



Meters

The design of the Optitron meters fuses the simple functionality of 4-dial analog meters with an advanced digital display to provide excellent visibility of key information. The large analog speedometer and tachometer have three-dimensional meter faces for excellent visibility.

Multimedia coordination function

The LM's seamless integration of advanced technologies supports the coordinated display of information from the multimedia systems on the 12.3-inch EMV (Electro Multi-Vision) display in the center of the instrument panel and the 4.2-inch color TFT (Thin Film Transistor) multi-information display in the meter cluster.



Multi-information display

The 4.2-inch color TFT multi-information display integrated in the Optitron meter provides a range of information in an easy-to-read color display, including operation status, cabin illumination, navigation, climate and audio system information. A 4-way switch in the steering wheel enables fingertip control of the information displayed.



Overhead console

Providing the refined hospitality of a chauffeur driven car, the overhead console in the ceiling above the front seats includes finger-touch controls of the sliding and back doors, and rear moonroof. In addition, it integrates storage for small items, map and down lights, with each switch incorporating a subtly illuminated icon for easy recognition and operation, day and night.

Position memory switches

Enhancing hospitality and comfort, 2 position patterns for the second row seats can be saved in memory, and set with one touch of the selected switch. In addition, 3 positions for the driver's seat and door mirror angles can be saved in memory.



Remote Touch Interface

An interface designed for simple, smartphone-style operation lets users interact intuitively with the navigation and audio systems on the EMV display. Integrated into the center console, it provides easy control of the systems without disturbing the driving posture and line of sight.

Wireless charger

This thoughtful charging tray in the center console box enables wireless charging of batteries in many Qi-compatible smartphones and electronic devices simply by placing them on the charger tray.



Note: Vehicles pictured and specifications detailed in this catalog may vary from models and equipment available in Hong Kong. Please contact Lexus Flagship Showroom for details on the availability of features.



The LM 7-seater expands capacity and versatility to accommodate the changing needs of a modern lifestyle. Whether you require seating for extra passengers in the comfortable third row seats or expanded luggage capacity, a diverse range of seating and cargo arrangements can be configured in moments, to enjoy the refined Lexus hospitality.



Seat arrangement

The highly versatile seating quickly adjusts and reconfigures for business use, commutes, or trips with family and friends. The second row captain's seats with integrated ottoman recline for a super luxurious relax with feet up, and slide forwards to provide more legroom in the third row seats, or luggage space as required. The third row seats feature a split seatback design and a power space-up function, to automatically fold up/unfold one or both sides to the side walls to accommodate different luggage combinations. All seats can be laid fully flat.



Rear seat entertainment system

The high-quality entertainment system features a 13.3-inch, high definition, IPS (In-Plane Switching)-LCD display mounted in the ceiling. It features vivid colors and excellent viewing angles, and convenient power open/close and tilt adjustments using a remote control. A fixed system links the front and rear seat zones to share the same content. An HDMI port offers flexible connectivity of external devices.



Rear armrests

Enhancing the comfort and functionality of the second row captain's seats, the inner armrests incorporate a stowable table that slides out, forward and backward to suit individual needs. The armrests also integrate a file holder with a spacer to secure items stored in it, switches for controlling individual comfort in each seat including the reading lamp, ottoman, and seat recline, as well as a cupholder and storage for small items.

Center console box

For the comfort and convenience of passengers in the second row captain's seats, the rear of the center console box includes a storage box for small items, a larger storage space for two drink bottles, as well as an HDMI port and power outlet to support the charging and use of electronic devices.



Power ottoman

Enhancing passenger comfort and relaxation, the front passenger's seat and second row captain's seats feature integrated power ottomans which are automatically raised and extended into position, or stowed away, at the touch of a switch.


SAFETY



The LM's exceptional hospitality and ability to offer a deeply relaxing space are based on creating an environment that provides peace-of-mind. It is realized through a comprehensive approach to safety with the adoption of advanced active safety systems to help assist safe driving, and passive measures to provide protection.



» INTELLIGENCE



LEXUS SAFETY SYSTEM +



Lane Tracing Assist (LTA)

Lane Tracing Assist is designed to work with Dynamic Radar Cruise Control to keep the vehicle centered in its visibly marked lane and preemptively avoid unintended lane departures.



Dynamic Radar Cruise Control (DRCC)

DRCC enables you to travel calmly at a consistent speed while keeping you at a safe distance from the car in front. If your car is about to get too close, it will slow to prevent a collision.


Pre-Collision System (PCS)

PCS* detects other vehicles ahead and warns you when there's a high likelihood of a collision ahead, so you can take evasive action. If the driver is unable to react in time, the system will apply brakes and steering controls to reduce impact damage.

*The pre-collision systems are engineered to assist safe driving. Note that the systems may not be able to avoid collision or mitigate accident injury/damage in every situation.

Adaptive High-Beam System (AHS)

Utilizing the camera mounted on the front side of the inner mirror for the detection of vehicles, the system will partially shade the high beam to reduce glares for drivers in oncoming or preceding vehicles, thus allowing for more frequent use of high beams to provide good visibility at night.



Lane Departure Alert (LDA)

The LDA system uses the camera mounted on the front side of the inner mirror to help recognize white/yellow line markings and the vehicle's own position, and help you maintain lane discipline by gently vibrating when the car begins to veer, and sending discreet sound and light notifications to get you smoothly back on track.



Parking Support Brake (PKSB)

PKSB detects stationary objects such as walls in the direction of travel, as well as vehicles approaching from behind while reversing*¹, and alerts the driver on the display and with a buzzer. In addition, in the event that the system determines a collision is likely, it applies drive force and brake force control to help avoid minor collisions and mitigate damage.

Supplemental Restraint System (SRS) airbags

The LM features SRS airbags (Front seats), SRS knee airbag (Driver's seat), SRS side airbags (Front seats), and SRS curtain shield airbags (Front door, sliding door and rear quarter windows)*⁴.

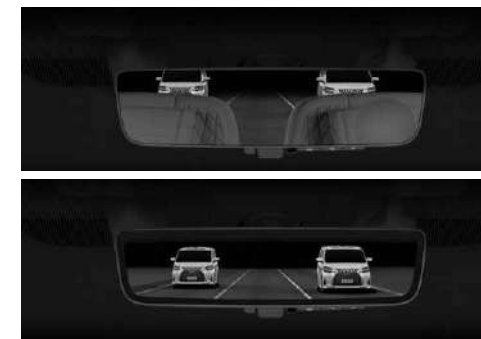


*¹ Detection of vehicles approaching from behind while reversing is not available in some markets. Please inquire at your local dealer for details.

*² Always adjust the area the mirror displays before you drive the vehicle for the first time or when the driver changes, while stopped in a safe place. Never adjust the display while driving. Failure to adjust the display area may cause a double image. If the display is difficult to see due to reflection from external light when driving models equipped with twin moonroofs, close the sunshade. It may take time to focus on the display depending on your age and physical condition. In addition, foreign matter such as water drops, snow, or mud may prevent images from being displayed clearly. In this case, switch the mirror to optical mode before driving. In areas where the surrounds are dark, digital signal processing enhances the brightness to boost visibility. It may also cause the digital display monitor to flicker.

*³ The area the cameras can show is limited. Be sure to visually check your surroundings before you proceed.

*⁴ The SRS airbags are supplemental devices to be used with the seatbelts. The driver and all passengers in the vehicle must wear their seatbelts properly at all times. Never install a rear-facing (Child Restraint System) on the front passenger's seat. For a forward-facing CRS, it is recommended you use it in the rear seats. Please do not use accessories for the seats which cover the parts where the SRS side airbags should inflate. Such accessories may prevent the SRS side airbags from activating correctly, causing serious injury (Lexus genuine seat covers are specifically designed for models equipped with the SRS side airbags. To find out about availability in your area, please inquire at your local dealer). The photo shows all the SRS airbags activated for display purposes only (the SRS side and curtain shield airbags only inflate on the side of the collision in an actual accident). For details on these and other important safety features, be sure to read the Owner's Manual carefully.



Digital Rear-view Mirror

The Digital Rear-view Mirror can be switched from optical to Digital Rear-view Mirror mode at a touch of a switch in the bottom of the mirror. In Digital Rear-view Mirror mode, the mirror helps assist safe driving by showing high-resolution, real-time images from a camera mounted on the back door that provides a wider field of view than optical mode, unobstructed by headrests, luggage or passengers' heads. It also helps protect the privacy of passengers in the rear seats.*²



Panoramic View Monitor

To help check areas surrounding the vehicle that are difficult to see from the driver's seat, the system shows a bird's-eye view of the vehicle in real time on the EMV display, using a composite image taken by cameras mounted on the front, sides, and rear of the vehicle.*³



PERFORMANCE



The pursuit of providing the ultimate in comfort drove a focus on enhancing every element of performance, from the layout and rigidity of the body, to innovative seating materials, to highly-responsive acceleration, cornering and braking characteristics. It not only realizes an exceptionally smooth and quiet ride, but also the exhilarating driving embedded in every Lexus.



INTELLIGENCE

LM350



Platform

Creating a Luxury Mover worthy of Lexus required refining the individual elements that make up the platform, and harmonizing them in a comprehensive package. Careful attention to optimizing the rigid frame and positioning of the suspension and engine complements the packaging of the cabin with excellent legroom for second row passengers, together with 260mm of slide adjustment on the driver's seat.



AdaptiPedic by Woodbridge low resilience urethane foam

The second row seats feature AdaptiPedic rate-sensitive response foam, an innovative seating foam developed for the LM to provide outstanding ride comfort, especially on long trips. AdaptiPedic conforms to each passenger's physique, promoting correct lumbar posture and a snug fit while mitigating pressure points to provide exceptional comfort and support. It also has excellent vibration absorption characteristics.




Multi material body

The LM's superb comfort and quietness, and exceptionally stable and smooth ride are the product of an intensive focus on the design and material used in the body and frame. It was realized by combining a lightweight, high rigidity structure made from hot-stamp, high-tensile steel, with strategically positioned reinforcements including around the door openings and rear wheel houses, and the use of high-tensile and structural adhesives. The extensive use of spot welds enhances yaw response and helps to reduce scuttle shake. Directly installing the partition and armrests onto the body further contributes to this rigidity. The extensive use of high-tensile steel for the exterior panels and resin for the steps further reduce body weight.



Underfloor structure

The straight front-to-back ladder frame with connected side members creates the base for the excellent torsional rigidity of the floor. The addition of braces around the rear suspension to further suppress cabin deformation, and the high-rigidity of the suspension units help realize excellent driving stability and ride comfort.



Note: Vehicles pictured and specifications detailed in this catalog may vary from models and equipment available in Hong Kong. Please contact Lexus Flagship Showroom for details on the availability of features.



Front suspension

To realize the exhilarating performance synonymous with Lexus, the suspension geometry and alignment of the L-arm type MacPherson strut front suspension were optimized to deliver both excellent handling stability and ride comfort. It also helps suppress small posture changes and vibrations on start-off and during high-speed driving.

Rear suspension

The trailing arm double-wishbone rear suspension was refined with curved upper arms and a low mounting position for the shock absorbers to create a compact suspension, contributing to the spacious cabin and luggage space. The suspension geometry and alignment were optimized to deliver excellent handling stability and ride comfort.



Swing valve shock absorbers

Highlighting the focus on supple ride comfort at different speeds and varying conditions, the adoption of swing valve shock absorbers on both the front and rear suspension dampens even minimal body movement. It helps realize a flat vehicle posture, contributing to excellent steering response and stability, and also suppresses shaking of occupants' heads, providing excellent ride comfort.



* VDIM: Vehicle Dynamics Integrated Management. ABS: Anti-lock Brake System. TRC: Traction Control System. VSC: Vehicle Stability Control. EPS: Electric Power Steering.

Note: Vehicles pictured and specifications detailed in this catalog may vary from models and equipment available in Hong Kong. Please contact Lexus Flagship Showroom for details on the availability of features.



3.5-liter V6 2GR-FE engine

The heart of the LM's exhilarating performance is a V6 2GR-FE engine with Dual VVT-i which generates outstanding output and high torque throughout the entire range from low to high rpm, balanced by excellent fuel efficiency and compliance with the strictest global emission standards. The engine mount location and rubber characteristics have been optimized to realize excellent ride comfort and reduced vibration at idle*.

* VVT-i: Variable Valve Timing-intelligent

Note: Vehicles pictured and specifications detailed in this catalog may vary from models and equipment available in Hong Kong. Please contact Lexus Flagship Showroom for details on the availability of features.

TAKUMI



Our Takumi craftsmen strive for perfection in every aspect of their work, actively seeking enhancements by applying constant care and dedication to their craftsmanship, blending their craftsmen's skills with the power of technology to better anticipate the future.



INTELLIGENCE



EXTERIOR & INTERIOR
COLORS

The LM's elegance is based on an embrace of highly-refined simplicity, honing the color palette to a choice of black or white that inspires a deeper appreciation of the subtlety and sophistication of the select use of materials, textures and meticulous craftsmanship.



White Pearl Crystal Shine <070>



Black <202>



18-inch Aluminum
Noise-Reduction Wheels

<SEMI-ANILINE LEATHER (4-SEATER MODEL)>



White



Black

Note: Vehicles pictured and specifications detailed in this catalog may vary from models and equipment available in Hong Kong. Please contact Lexus Flagship Showroom for details on the availability of features.

<SEMI-ANILINE LEATHER (7-SEATER MODEL)>



White



Black

<SEMI-ANILINE LEATHER>



White



Black

<TRIM>



Gin-Sui-Boku

	SEATING MATERIAL/INTERIOR COLORS	
	Semi-aniline Leather	
	White	Black
White Pearl Crystal Shine <070>	●	●
Black <202>	●	●

● : Available combination.

Note: Vehicles pictured and specifications detailed in this catalog may vary from models and equipment available in Hong Kong. Please contact Lexus Flagship Showroom for details on the availability of features.

SPECIFICATIONS <LM350 4-Seater/ 7-Seater>


DIMENSIONS & WEIGHT

Overall length:	5040mm
Overall width:	1850mm
Overall height:	1895mm
Wheelbase:	3000mm
Tread: Front	1600mm
Rear	1595mm
Curb weight:	2180 - 2185kg
Gross vehicle weight:	2485kg ^{*1} , 2710kg ^{*2}

ENGINE

Engine Code & Type:	V6 24-valve DOHC Dual VVT-I (2GR-FE)
Piston Displacement:	3,456 cc
Maximum Output:	274 PS / 6,200 rpm
Maximum Torque:	340 Nm / 4,700 rpm
Transmission:	6-speed Super ECT
Drive System:	Front Wheel Drive
Suspension:	Front: MacPherson Strut, Rear: Double Wishbone
Tires:	235/50 R18

^{*1}4-seater model. ^{*2}7-seater model.



- Addition of extra features may change figures in this chart.
- Toyota Motor Corporation reserves the right to alter any details of specifications and equipment without notice.
- Details of specifications and equipment are also subject to change to suit local conditions and requirements.
- Please inquire at your local dealer for details of any such changes that might be required for your area.
- Note: Vehicles pictured and specifications detailed in this catalog may vary from models and equipment available in Hong Kong.
- Please contact Lexus Flagship Showroom for details on the availability of features.
- Vehicle body color might differ slightly from the printed photos in this catalog.

LM
LEXUS

 LEXUS
EXPERIENCE AMAZING



LM350







EXTERIOR COLORS <4-SEATER / 7-SEATER>



White Pearl Crystal Shine <070>



Black <202>

INTERIOR COLORS

<SEMI-ANILINE LEATHER>



White



Black

<TRIM>



Gin-Sui-Boku



18-inch Aluminum
Noise-Reduction Wheels



Emperor Suite (4-Seater)



7-Seater

Note: Vehicles pictured and specifications detailed in this catalog may vary from models and equipment available in Hong Kong. Please contact Lexus Flagship Showroom for details on the availability of features.



HONG KONG FLAGSHIP SHOWROOM

G/F CENTRE PARC, 11 SHEUNG YUET ROAD, KOWLOON BAY, KOWLOON
TEL : 2820 4020

WAN CHAI BOUTIQUE

SHOP B, G/F HARCOURT HOUSE, 39 GLOUCESTER ROAD, WANCHAI, HONG KONG
TEL: 2821 7388


MACAU SHOWROOM

NO. 207-215, AV. DO DR.RODRIGO RODRIGUES, G/F BLOCK "C", NAM KWONG BUILDING, MACAU
TEL : (853) 2871 6655

HONG KONG SERVICE CENTRE

NORTH POINT TEL : 2880 1551 | KWAI CHUNG TEL : 2880 4900
CUSTOMER EXPERIENCE HOTLINE TEL : 2880 1395

 Lexus Hong Kong

 Lexushongkong

 www.lexus.com.hk

