

# Copen




## Electric Convertible Roof

Nikmati sensasi pengalaman berkendara yang menyenangkan dengan atap yang dapat dibuka dan ditutup secara elektrik, sehingga bisa merasakan udara segar dan langit yang cerah



## D-Frame Technology

Struktur yang menghubungkan seluruh bagian kerangka kendaraan, sehingga menghasilkan performa & kestabilan yang tinggi, panel body menggunakan material resin dan kesenyapan suara yang baik




## Fun & Stylish



## Modern & Sporty



## High Performance



**Compact Turbo Intercooler Engine**  
660cc | 3 Cylinders | 12 Valve  
Bertenaga dan hemat bahan bakar



**Good Performance & High Stability**  
1. Enhancement Rear Shock Absorber 2. Rear Suspension Intermediate Beam 3. Bush of Rear Suspension 4. Front Shock Absorber with Rebound Spring 5. Optimized Steering Gear



Key Free System & Request Switch



Seat with Heater

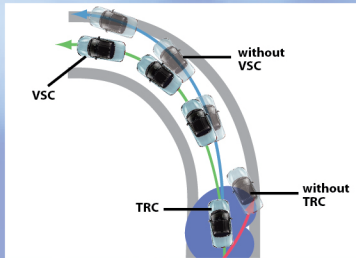


Start/Stop Button



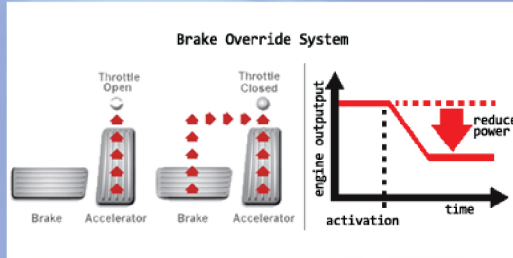
Auto AC

# Advance Safety



**VSC:** Sistem yang menjaga kestabilan kendaraan ketika bermanuver

**TRC:** Sistem yang menjaga kestabilan dan mengurangi slip pada roda



### Brake Override System

Sistem yang otomatis akan mengabaikan signal pedal gas, apabila pedal rem & pedal gas terinjak secara bersamaan, sehingga pengereman kendaraan dapat dilakukan.



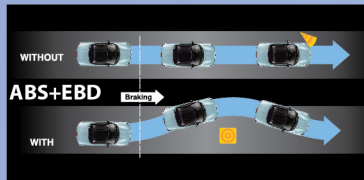
### Dual SRS Airbag

Pengemudi & penumpang aman saat terjadi benturan depan.




### Pedestrian Protection

Lebih aman bagi pejalan kaki




**ABS:** Sistem yang mencegah roda mengunci saat pengereman mendadak

**EBD:** Sistem yang mendistribusikan tenaga pengereman secara optimal ke setiap roda



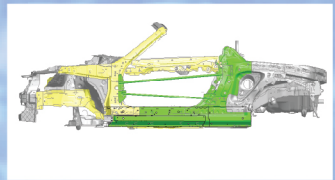
### Emergency Stop Signal

Lampu hazard akan otomatis menyala saat terjadi pengereman keras di atas kecepatan 60km/jam, sehingga mengurangi resiko tabrakan beruntun.



### TAF Body with Side Impact Beam

Teknologi keselamatan pasif pada konstruksi body mobil yang akan menyerap benturan saat terjadi tabrakan, sehingga lebih aman.



TECHNICAL SPECIFICATION		
<b>Dimension</b>		
Length x Width x Height	mm	3395 x 1475 x 1280
Wheelbase	mm	2230
Minimum Turning Radius	m	4.6
Ground Clearance	mm	115
Curb Weight	Kg	850
Gross Vehicle Weight	Kg	1040
<b>Engine</b>		
Model		KF
Type		DOHC with intercooler turbo
Engine Displacement	cc	658
No of Cylinder		3
No of Valve		12
Bore x Stroke	mm	63.0 x 70.4
Maximum Output	PS/rpm	64/6400
Maximum Torque	Kg.m/rpm	9.4/3200
Fuel Supply System		EFI [Electronic Fuel Injection]
Fuel Type		Unleaded Gasoline
Tank Capacity	litre	30
<b>Transmission</b>		
Type		Manual, 5 - Speed
Gear Ratio		I : 3.181
		II : 1.842
		III : 1.250
		IV : 0.917
		V : 0.750
		Reverse : 3.143
<b>Steering Type</b>		
Type		Rack & Pinion with Electric Power Steering
<b>Brake System</b>		
	Front	Ventilated Disc Brake
	Rear	Drum, Leading & Trailing
<b>Suspension</b>		
	Front	Mc Pherson Strut Coil Spring
	Rear	Torsion Beam Coil Spring
<b>Tyre</b>		
Size		165 / 50 R16 with Alloy Wheel

FEATURES	
<b>Exterior</b>	
LED Projector Head Lamp	
LED Illumination Lamp	
Fog Lamp with Cover Garnish	
Outer Mirror Black Paint	
High Mount Stop Lamp	
LED Stop Lamp	
Silver Painted Outside Handle	
Rear Bumper with Black Garnish	
Dual Exhaust	
<b>Interior</b>	
2 Color Variants Interior [Black & Beige]	
Optitron Combi Meter	
Leather Steering Wheel	
Dashboard Garnish	
Chrome Inside Handle	
<b>Comfort Features</b>	
MID [Multi Information Display]	
Audio Steering Switch	
2 DIN Audio Touch Screen 7"	
Start & Stop E/G Button	
Key Free System [Alarm]	
Request Switch	
Tilt Steering	
Convertible Roof	
<b>Performance Features</b>	
D-Frame Structure Technology	
Electronic Throttle System	
<b>Safety</b>	
TSC [Traction Control]	
VSC [Vehicle Stability Control]	
ABS + EBD	
Brake Over Ride System	
ESS [ Emergency Stop Signal]	
Dual SRS Air Bag	
Pretension & Force Limiter Seat Belt	
TAF [Total Advance Function] Body	

## Colors



Pearl White



Glittering Silver



Liquid Silver Met.



Black Mika Met.



Crystal Blue Met.



Yellow Met.



Orange Met.



Matador Red Met.

- Untuk peningkatan mutu dan penyesuaian perkembangan teknologi, PT Astra Daihatsu Motor sewaktu-waktu dapat mengubah spesifikasi, perlengkapan standar atau data lain dalam spesifikasi ini.
- Pilihan warna pada brosur dapat sedikit berbeda dengan warna mobil sesungguhnya.

Hubungi Outlet Resmi Daihatsu:

Agen Pemegang Merek:  
**PT Astra Daihatsu Motor**

www.daihatsu.co.id  
**DAIHATSU ACCESS**  
☎ 1 500 898  
www.solusisahabat.com

Distributor Tunggal:  
**PT Astra International Tbk.-Daihatsu**