



THE ALL NEW  
RZ



ELECTRIFYING INSIDE AND OUT

# LEXUS ELECTRIFIED

Battery Electric

**RZ 450e** Luxury

308 HP | 5.3 sec (Acceleration 0-100 Km/h)



**Introducing the first-ever dedicated battery electric vehicle model,  
The All New Lexus RZ**

An innovation where you'll experience electrified vehicles that are distinguished by the same driver-inspired craftsmanship, thrilling performance, and intuitive technology that have always set Lexus apart. Experience the next chapter of an electrifying world inside and out.

**EXPLORE MORE ABOUT THE ALL NEW LEXUS RZ HERE**

\*Specifications may vary. Please consult with Brand Associate for more information.

## EXTERIOR

### HOME CHARGING WALL BOX

Lexus RZ comes with a complimentary AC Wall Charger (220V, 32A) to be installed at your preferred location. Simply plug in your RZ, a full charge can be attained in approximately 10 hours without feeling anxious about the battery health.

### HOUSEHOLD SOCKET CHARGER

Lexus RZ is also equipped with a Portable Charger (220V, 8A) enables you to use occasionally, anywhere and anytime.



# THE DRIVE IS EVERYTHING

Lexus combined its latest technology with BEV dedicated platform to create a system that maximizes its benefits. Featuring sleek, sharp lines aerodynamic spindle body, a driver-focused interior built to the exceptional standard of Takumi craftsmanship, Lexus Driving Signature, and Advanced Technology that offers instantaneous power yet optimizes efficiencies for an incredibly exhilarating drive up to 400 kilometers.

EXTERIOR

# THE ELECTRIFYING FUTURE

The All New Lexus RZ pursues a unique identity and proportions born from a dynamic driving experience.



## SEAMLESS E-MOTION & SPINDLE BODY CONCEPT


Lexus RZ stands out from the crowd because of its distinctive exterior design. This expresses an inherent dynamism inspired by “Seamless E-motion” characteristic of the smooth acceleration provided by electrification.

The Spindle Body represents a new expression that evolved from the iconic Spindle Grille. The fusion of the Spindle Body with Seamless E-motion concept results in aerodynamic efficiency, optimized proportions and a bold sense of personality that emphasizes the authentic identity of the Lexus RZ.



\*Specifications may vary. Please consult with Brand Associate for more information.

## EXTERIOR



### SINGLE PROJECTOR BI-AHS LED **Lexus First**

Bi-AHS headlamps with a single projector provide excellent light distribution and appealing design. A black-toned extension under the main beam, creating a gentle presence and enhancing the bold L-signature daytime running light.




### LIMITLESS L-SHAPED LIGHT BAR WITH UNIFIED LOGO

The horizontal rear combination lamps incorporate the Lexus name logo, with a thinner red lens at the center of the light bar accentuating the logo and enhancing its sharp appearance.



\*Specifications may vary. Please consult with Brand Associate for more information.

EXTERIOR



## PANORAMIC GLASS ROOF WITH E-COATING

**Lexus First**

The panoramic roof from front to rear seats adds to the spacious cabin feeling. Low e-glass shields heat, insulates, and blocks 99% UV, maintaining cabin comfort in direct sunlight.



## POWER BACK DOOR WITH KICK SENSOR

A sensor underneath the rear bumper allows you to effortlessly and quickly open and close the rear door with a kicking motion.



## NEW ALLOY WHEELS

The 20-inch alloy wheels in Dark Premium Metallic finish accentuate the Lexus RZ's uncompromising style, making a powerful statement and delivering exhilarating performance.

\*Specifications may vary. Please consult with Brand Associate for more information.

INTERIOR



## TAZUNA COCKPIT

Tazuna, the Japanese term for using reins to control a horse, is the inspiration for our cockpit. Every element is carefully considered for ideal positioning and function to optimize your drive.



## ROTARY DIAL-TYPE SHIFT KNOB **Lexus First**

The center console's rotary dial-type shift knob, enabled by a shift-by-wire mechanism, ensures a tactile sensation and stable shifting by pressing and turning the knob.

## SHADOW ILLUMINATION **World First**

The door trim ornamentation is elegantly illuminated, casting subtle, shifting shadows as the doors open and close, imbuing the interior space with a distinctive and lingering radiance.

## INTERIOR




### AMBIENT ILLUMINATION

14-thematic Interior Ambient Illumination, and a total of 64-color combination accentuate the elegance of the cockpit while creating the perfect atmosphere for your mood.



### FIRST CLASS MULTIMEDIA

The immersive 14-inch touch screen center display provides various functions integrated into its soft switches for intuitive operation like air conditioning, navigation, Wireless Apple Car Play and Wired Android Auto, that can operate seamlessly while on the-go.



### PREMIUM SURROUND SOUND MARK LEVINSON

Designed for the Lexus RZ, ensuring audio clarity, potency, and accuracy, the premium surround sound Mark Levinson excels across music genres with high resolution playback.

## INTERIOR



### DIGITAL REAR-VIEW MIRROR

A Digital Rear-view Mirror offers a wide, clear view of the area behind the vehicle using an in-mirror display and backup camera, with a camera-washer system for maintaining optimal image clarity.



### HEAD-UP DISPLAY

A color Head-up Display projects key driving information on the bottom of the windshield glass, the RZ's HUD promotes safe driving by allowing you to concentrate on the road ahead.




### ULTRASUEDE BX UPHOLSTERY **Lexus First**

The seat upholstery created from a partially plant-derived synthetic leather that has been specially treated to give it a suede-like feel. The Ultrasuede in Lexus RZ offers outstanding durability and exudes an elegant aesthetic while encouraging an eco-friendly lifestyle.

# THE PERFORMANCE

The Lexus RZ offers a unique driving experience with its Lexus Driving Signature. It delivers seamless and predictable responses, thanks to precise motor torque control and ideal weight distribution. This is enhanced by the DIRECT4 All-Wheel-Drive (AWD) system, creating a responsive performance that defines “The Natural” driving concept.



## DIRECT4 TECHNOLOGY **Lexus First**

A new Lexus-first all-wheel drive system that uses the high-output eAxle to continuously control the drive force of the four wheels with high precision. This contributes to improved start-up acceleration, better handling stability and low power consumption.



## e-TNGA PLATFORM

The All New Lexus RZ is Lexus-first dedicated BEV that utilizes e-TNGA platform, newly developed to provide a low center of gravity, enhancing ride comfort, drivability and handling stability.




## PERSONALIZED DRIVE MODE

The preferred levels of exhilaration and efficiency can be adjusted with a simple tap of the screen. Alongside a fully customizable drive mode, that can regulate various factors such as power output, steering response, and air conditioning, thereby optimizing power and customizing the driving experience to suit individual needs.

## e-AXLE MOTORS

The newly developed e-Axle fully integrates the motor, transaxle, and inverter within a compact unit for improved packaging efficiency, performance and freedom of design.





## RADIANT HEATER **Lexus First**

Radiant heaters are available for the front passengers' feet & legs, combine with seat heaters and air conditioner to create a warm cabin for utmost comfort.



## INTELLIGENT ASSISTANCE

The Advanced Intelligent Assistance feature of Voice Command that can be accessed to control entertainment, navigation, air conditioning, and other applications through the "Hi Lexus" On-board Assistant.



## E-LATCH

Lexus innovative take on the conventional handle with doors that unlatch electronically. Get in and out of your Lexus RZ effortlessly.


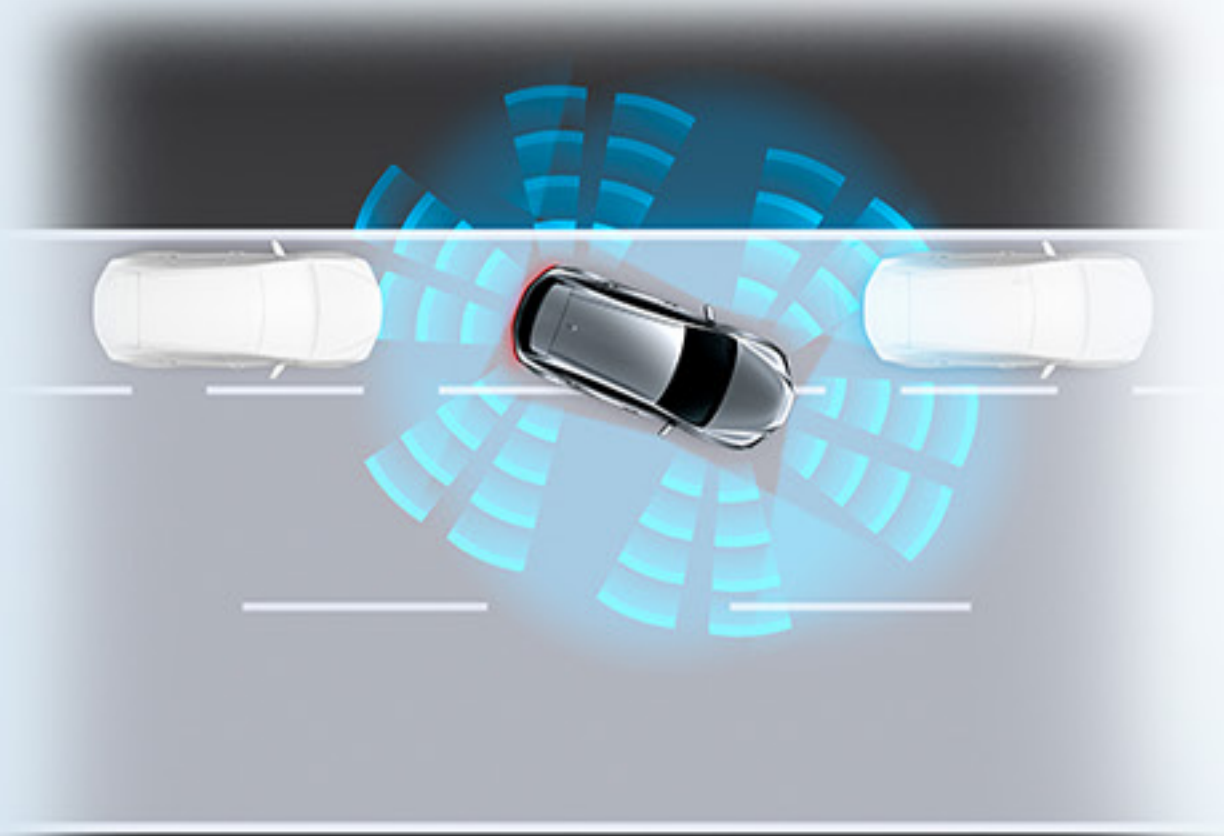
# LEXUS SAFETY SYSTEM+ 3.0

The relentless pursuit of an accident-free world.


## ADVANCED PARK

### Lexus First

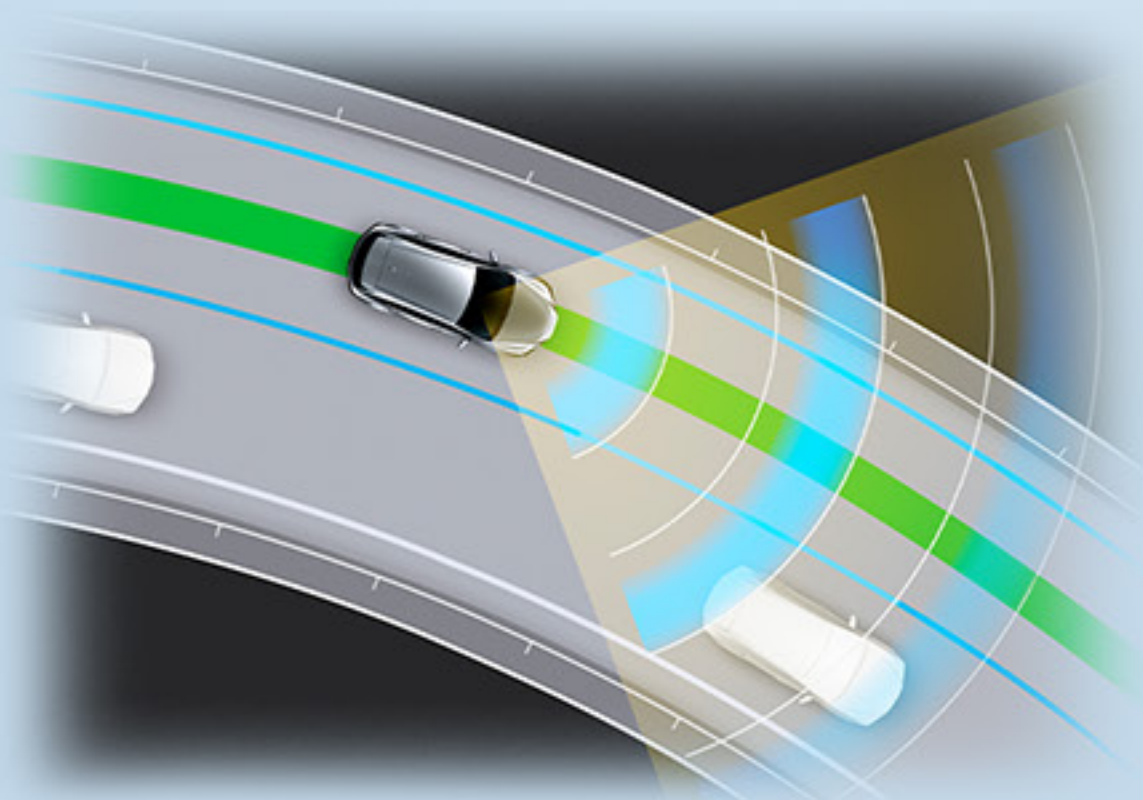
Lexus RZ's Advanced Park feature makes parking effortless. It uses cameras and sensors to control steering, acceleration, braking, and shifting automatically. It also provides a bird's-eye view of blind spots and the parking location for seamless parking.



SEA (SAFE EXIT ASSIST)



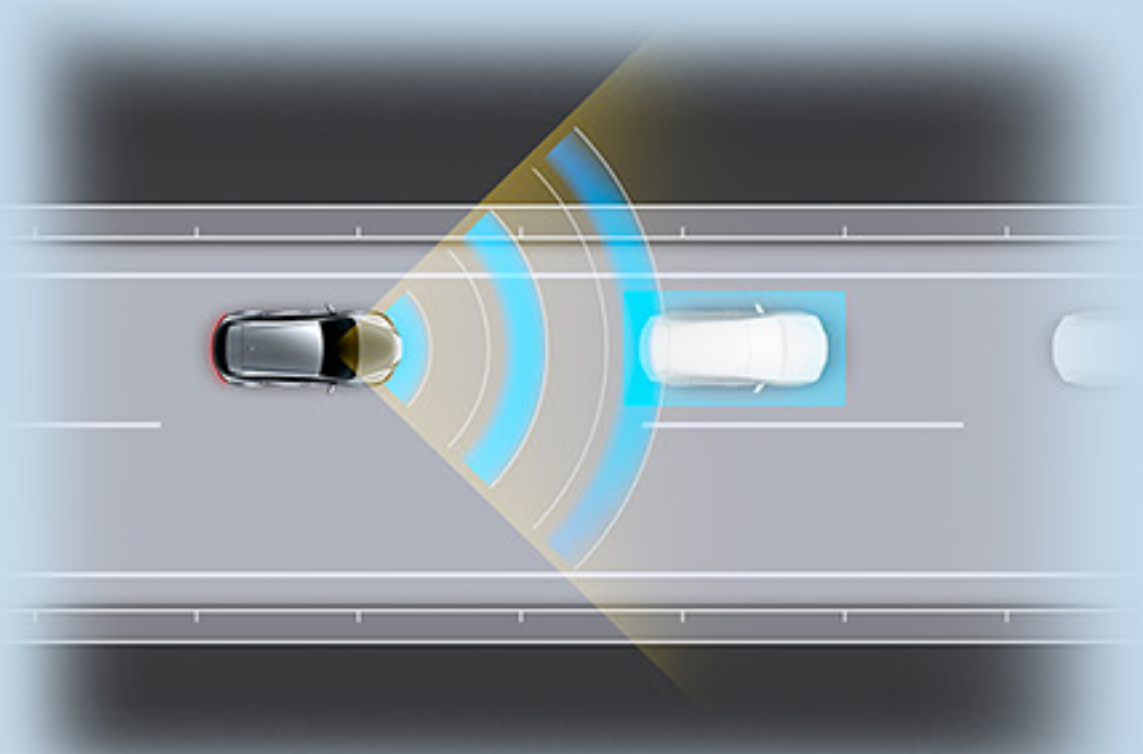
PCS (PRE-COLLISION SYSTEM)



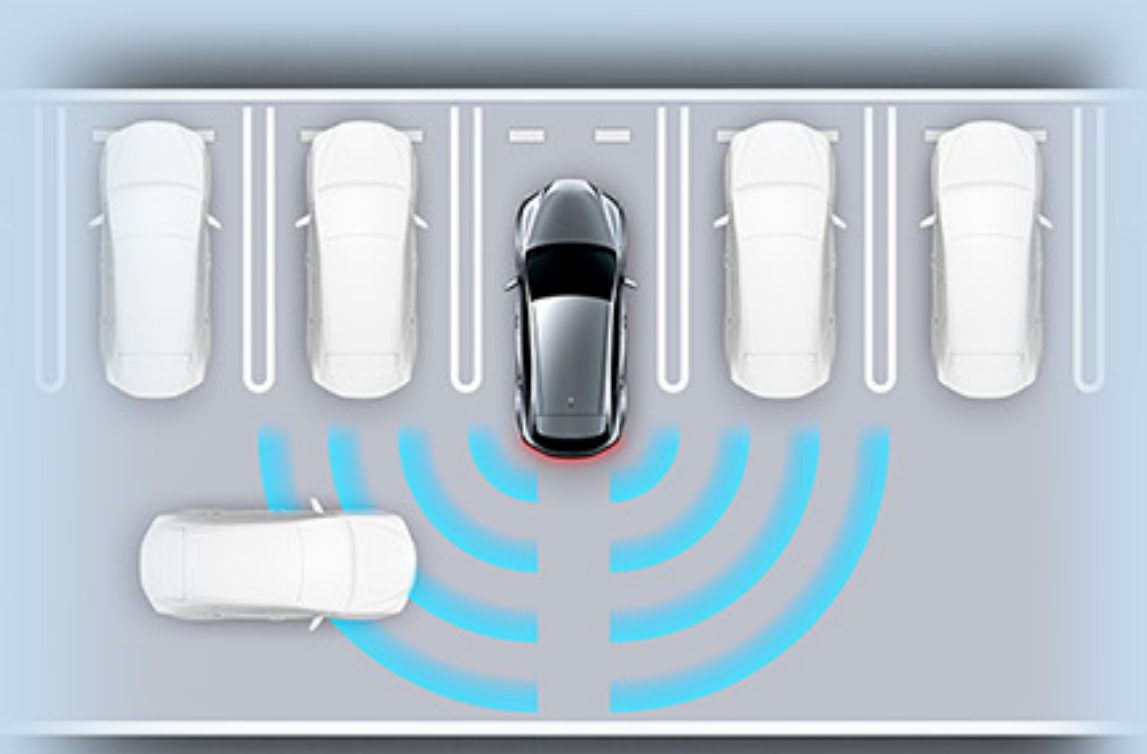
LTA (LANE TRACING ASSIST)



AHS (ADAPTIVE HIGH-BEAM SYSTEM)



DRCC (DYNAMIC RADAR CRUISE CONTROL)



PKSB (PARKING SUPPORT BRAKE)

\*Specifications may vary. Please consult with Brand Associate for more information.

# SPECIFICATION

MODEL	Lexus RZ 450e Luxury 4x4 A/T
<b>DIMENSION</b>	
LxWxH (mm)	4.805x1.895x1.635
Wheelbase (mm)	2850
Ground Clearance (mm)	200
Curb Weight (kg)	2110-2125
<b>ENGINE AND CHASSIS</b>	
Engine Type	Dual Permanent Magnet Synchronous Motor (Fr and Rr)
Battery Type	Li-ion
Charger Type	Type2 (AC), CCS2 (DC)
Total Battery Power (kWh)	71.4
Nominal Voltage (V)	355.2
Battery Capacity (Ah)	201
Max. Fr Motor Output (Hp)	201
Max. Rr Motor Output (Hp)	107
Max. Fr Motor Torque (Nm)	266.3
Max. Rr Motor Torque (Nm)	168.5
Transmission	3-shaft (Fr and Rr)
Power Steering	Electronic Power Steering (EPS)
Drivetrain	AWD (DIRECT4)
Driving Modes	4-mode
Active Sound Control	With
Height Adjustable Suspension	Without
Adaptive Variable Suspension	Without
Max. Speed (km/h)	160
Brake Type (Front & Rear)	17" Ventilated Disc Fr and Rr
Suspension Type (Front)	MacPherson Strut
Suspension Type (Rear)	Double Wishbone
Spare Tire	With Temporary (T165/90D18FE)
<b>EXTERIOR</b>	
Headlamp	Single-projector Bi-AHS LED
Headlamp Wash	With
AHB (Auto High Beam)	With
Foglamp	With
Rear Lamp	LED Combination
Rain Sensor	With
Windshield, Front Side, Rear Side Glass	Acoustic
Outside Rear View Mirror	Electrochromatic + Heater + BSM + PVM + IR
Door Outside Handle	e-Latch
Power Back Door/Trunk	With Kick Sensor
Tires and Wheels	235/50R20 + 255/45R20
<b>INTERIOR</b>	
Seating Capacity	2 Row - 5 Person
Front Seats	D: 8-way+Mem, P: 8-way
Rear Seats	2-stage Adjustable Seatback Lock
Seat Cover Material	Ultra Suede BX
Radiant Heater	With, Fr
Seat Heater	Driver + Passenger + 2nd Row
Seat A/C	Driver + Passenger
Ambient Lighting	Multi Color
Door Inside Handle	e-latch
Steering Wheel	Leather with Heater and Paddle
Steering Column	Power Tilt and Telescopic
Head-up Display	With
Speedometer	Digital with MID
Inside Rear-view Mirror	Digital
Center Screen Display	14" Touch Screen
Parking Assist	PVM with Underfloor View
Auto Parking	With
Multimedia	Wireless AA, Wire-connect ACP
Audio System	Mark Levinson 13-speaker
Instrumental Panel	Tsuyasumi
Wireless Charger	With
Atmosphere Control	Carbon Air Filtration and Nano-eX Air Purification
Transmission Shifter	Shift-by-wire Rotary
Sun/Moon Roof	Fixed Panoramic Roof
<b>SAFETY</b>	
LSS+	With LSS+3
BSM and RCTA	With + Safe Exit Assist (SEA)
PKSB	With (Auto Brake)
Airbags	Complete Surrounding
Brake Feature	ABS with Brake Assist and Electronic Brake Distribution
Vehicle Stability	VSC, TSC, ACA
Vehicle Approach Notice	With
Anti-Theft	Immobilizer, Alarm, Intrusion Sensor, Tilt Sensor

# COLORS SELECTION

## EXTERIOR COLORS



AETHERME



SONIC COPPER



SONIC QUARTZ



SONIC IRIDIUM



SONIC CHROME



GRAPHITE BLACK GF

## BI-TONE



BLACK/AETHERME



BLACK/SONIC COPPER



BLACK/SONIC CHROME

## INTERIOR COLORS



ORANGE



HAZEL



GREYSCALE

\*Specifications may vary. Please consult with Brand Associate for more information.



AUTHORIZED LEXUS DISTRIBUTOR IN INDONESIA  
24/7 Lexus Concierge Center (021) 390-9999

**5 YEARS\*** FREE SERVICE & PARTS  
**3 YEARS\*** WARRANTY

**8 YEARS\*** BATTERY WARRANTY

\*Terms and Conditions applied

DOWNLOAD  
LEXUS  
REACH  
APP

