

ALL NEW HILUX

V DOUBLE CABIN



Tipe V Double Cabin 2.5 4x4 A/T



- Download Aplikasinya di Playstore/Appstore
- Scan gambar mobil Toyota Hilux di atas untuk tampilan informasi yang interaktif



5 Speed Automatic with Sport Sequential Shiftmatic



Advanced Audio System
6.1" Touchscreen AVX, DVD CD, USB, AUX, AM/FM, SD Card & iPod Ready



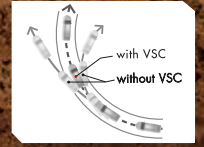
Leather Steering Wheel with Steering Switch



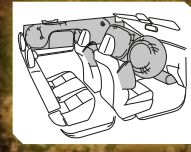
Luxurious Leather seat



4.2" color TFT Multi-information Display



Vehicle Stability Control (VSC)
Enhance driving stability while speeds up on slippery road or cornering



Airbags
Front Driver+Passenger Airbags, Driver Knee Airbag, Curtain Side Airbags



Hill Start Assist Control (HAC)
Helps prevent vehicles from rolling backwards, assists when starting off on steep uphill.

G DOUBLE CABIN



Tipe G Double Cabin 2.5 4x4 M/T



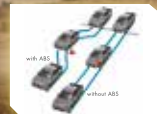
Steering Switch



Tough Look 17" Alloy Wheel



Advanced Audio System
2 DIN CD, AUX, USB, AM/FM & iPod Ready



Anti-lock Braking System (ABS)

E DOUBLE CABIN



Tipe E Double Cabin 2.5 4x4 M/T



Easy 4x4 Switch



Anti-lock Braking System (ABS)



Tilt & Telescopic steering column



Rear differential lock system
The system helps secure traction when driving in muddy terrain, or in the unlikely situation when the vehicle is stuck


NEW
EXTRA CABIN



Easy 4x4 Switch



Extra space inside cabin



Anti-lock Braking System (ABS)



▲ Tipe E Extra Cabin 2.5 4x4 M/T

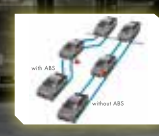
SINGLE CABIN DIESEL



Single Cabin 2.5 Diesel M/T ▲



Tachometer



Anti-lock Braking System (ABS)



Airbags
Front Driver + Passenger
Airbags, Driver Knee Airbag

SINGLE CABIN GASOLINE



Airbags
Front Driver + Passenger Airbags
Driver Knee Airbags



New Dual VVT-i



Eco lamp Indicator



▲ Single Cabin 2.0 Gasoline M/T

SPESIFIKASI (SPECIFICATION)

| SPESIFIKASI / SPECIFICATION | MODEL & TIPE | SINGLE CABIN | | EXTRA CABIN | | DOUBLE CABIN | |
|---|----------------------------|---|----------------|--|---------------|--|---------------|
| | | 2.0 Gasoline M/T | 2.5 Diesel M/T | 2.5 E 4X4 M/T | 2.5 E 4X4 M/T | 2.5 G 4X4 M/T | 2.5 V 4X4 A/T |
| DIMENSION & WEIGHT / DIMENSI & BERAT | | | | | | | |
| Keseluruhan / Overall | Panjang / Length | mm | 4,930 | | 5,285 | | 5,335 |
| | Lebar / Width | mm | 1,800 | | 1,800 | | 1,855 |
| | Tinggi / Height | mm | 1,685 | | 1,810 | | 1,815 |
| Jarak Poros Roda / Wheelbase | | mm | 2,750 | | | 3,085 | |
| Jarak Pijak / Tread | Depan / Front | mm | 1,510 | | 1,495 | | 1,535 |
| | Belakang / Rear | mm | 1,510 | | 1,510 | | 1,550 |
| | Panjang / Length | mm | 1,980 | | 1,810 | | 1,525 |
| Ukuran Dek / Deck Size | Lebar / Width | mm | 1,575 | | | 1,540 | |
| | Tinggi / Height | mm | 480 | | | 480 | |
| | Berat Kosong / Curb Weight | kg | 1,538 | 1,623 | 1,988 | 2,008 | 2,023 |
| GVW | kg | 2,640 | 2,720 | 2,860 | 2,890 | 2,890 | 2,890 |
| ENGINE / MESIN | | | | | | | |
| Tipe Mesin / Engine Type | | 1TR-FE, 4 Cylinders, In Line 16-Valve DOHC Dual VVT-i | | 2 KD-FTV, 4 Cylinders, In Line 16-Valve DOHC | | 2 KD-FTV VNT, 4 Cylinders, In Line 16-Valve DOHC | |
| Bore X Stroke | mm | 86.0 X 86.0 | | | | 92.0 x 93.8 | |
| Isi Silinder / Displacement | cc | 1,998 | | | | 2,494 | |
| Maximum Power | ps / rpm | 139/5,600 | | 102/3,600 | | 144/3,400 | |
| Maximum Torque | kgm / rpm | 18.7/4,000 | | 20.4/1,200-3,400 | | 35/1,600-2,800 | |
| Fuel | System | Fuel Injection | | | | Fuel Injection w/ Common Rail | |
| | Tank capacity | 65 | | | | 80 | |
| Type | | Gasoline | | | | Diesel | |
| CHASSIS AND DRIVE TRAIN | | | | | | | |
| Sistem Kendali / Drive System | Type | 2WD | | 4WD (PART TIME) WITH REAR DIFFERENTIAL LOCK | | 5 Speed Automatic with Sport Sequential Shiftmatic | |
| Transmisi / Transmission | | 5 Speed Manual | | 6 Speed Manual | | | |
| Perbandingan Gigi / Gear ratio | 1 st | 4.313 | | 4.784 | | 3.520 | |
| | 2 nd | 2.330 | | 2.423 | | 2.042 | |
| | 3 rd | 1.436 | | 1.443 | | 1.400 | |
| | 4 th | 1.000 | | 1.000 | | 1.000 | |
| | 5 th | 0.838 | | 0.826 | | 0.716 | |
| | 6 th | | | 0.643 | | | |
| Reserve | | 4.220 | | 4.066 | | 3.224 | |
| Differential Gear Ratio | | 4.555 | 4.300 | | | 4.100 | |
| Suspensi / Suspension | Depan / Front | | | Double Wishbone | | | |
| | Belakang / Rear | | | Leaf Spring Rigid Axle Rack & Pinion | | | |
| Sistem Kemudi / Steering Gear | | | | 16" Ventilated Disc | | | |
| Sistem Rem / Brake System | Depan / Front | 15" Ventilated Disc | | | | | |
| | Belakang / Rear | | | Leading Trailing Drum | | | |
| Velg dan Roda / Tire & Wheels | | 205/70 R15 Steel | | 225/70 R17 Steel | | 265/65 R17 Alloy | |
| Roda Cadangan / Spare Tire | | 205/70 R15 Steel | | 225/70 R17 Steel | | 265/65 R17 Steel | |
| SAFETY | | | | | | | |
| ABS & EBD | | | | With | | | |
| SRS Airbag | | | | Front D+R, D-Knee | | Front D+R, D-Knee, Side, CSA | |

• Untuk peningkatan mutu dan penyesuaian dengan perkembangan teknologi, PT Toyota-Astra Motor sewaktu-waktu dapat mengubah spesifikasi, perlengkapan standar atau data lain dalam lembar spesifikasi ini.
/ PT Toyota-Astra Motor reserves the right to alter any details of specifications and equipments without prior notice.
• Spesifikasi dan kelengkapan dapat berbeda dengan gambar di brosur ini, tergantung model kendaraan / Details and specifications may differ from the picture shown, depending on models.

PILIHAN WARNA (COLOR OPTION)



*For Double Cabin Only

Toyota didukung oleh sales outlet dan layanan purna jual (service & spare parts) yang tersebar di seluruh Indonesia dan selalu siap melayani Anda. Untuk mengetahui dealer Toyota terdekat di kota Anda, hubungi Toyota Customer Care atau akses website.

GRATIS BIAYA JASA SERVIS BERKALA /d 50.000km / 4thn*
*Mana yang tercapai lebih dahulu
Untuk pembekalan mulai Januari 2009 kecuali Dyna & Limo

Authorized Toyota Dealer :
Cetakan 1 / 08 / 2015

www.toyota.astra.co.id

TOYOTA Customer Care 0807-1-898 898
TOYOTA CAR FOR TREE

PT TOYOTA-ASTRA MOTOR
Jl. Laksda Yos Sudarso Sunter II - Jakarta 14330