



**8 YEARS
WARRANTY**

MITSUBISHI PASSENGER VEHICLES



LANCER

OPEN YOUR WORLD

Sport goes beyond styling or specifications, it's a way of living; it's how you announce your presence to the world. Blending the confident poise of four decades of sports sedan evolution with a passion for sporty excitement that has never faded, Lancer embodies the pure pleasure that can only be found behind the wheel.



Designed For You

The Mitsubishi Lancer is one car that does not make you choose between substance and style.

Beneath those sleek good looks lies a spacious cabin with room to spare for five adults. Up front the tight curve of the dashboard creates a sense of space, while at the back the huge boot and 60/40 split folding rear seat provides all the carrying capacity and flexible loadspace you need for you and your family. Interior materials have been chosen to look good yet prove durable through years of ownership.



Functional Features - Standard



Multi-Function Leather Wrapped Steering Wheel



Auto Air Conditioning



Bluetooth Connectivity with Voice & Steering Wheel Control



Radio, CD, MP3 Player with 6 Speakers



Keyless Entry System with Electronic Boot Release Switch



Centre Console Storage with USB Port

Clever Storage

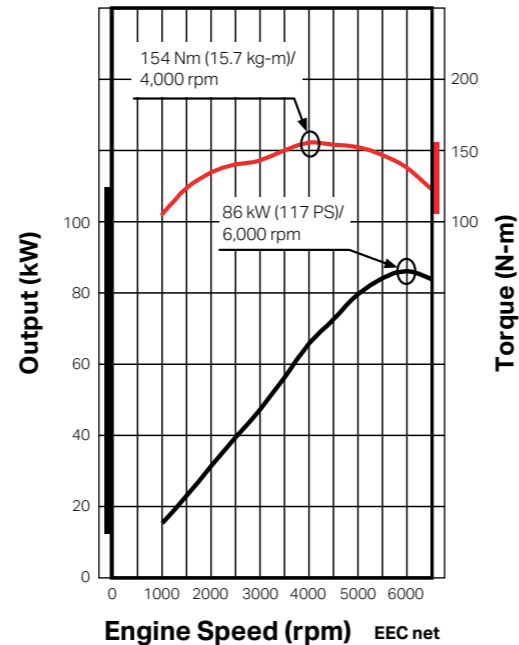
You will be forgiven for wanting to spend plenty of time inside the new Lancer. So we have provided plenty of handy areas to help keep the interior tidy and free of clutter. The front armrest incorporates a storage box; the rear armrest, two cupholders. The glovebox can keep drinks or snacks cool and there is additional storage in the doors and centre console.



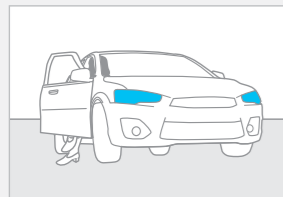
All-Round Performance

A car that looks this sporty is certain to sport a perfectly matched engine, and Lancer obliges with our punchy 1.6-litre MIVEC engine, which is paired with a slick-shifting manual transmission.

Naturally all engines of Mitsubishi offer highly competitive economy and emissions, while Lancer's super-stiff chassis works brilliantly with state of the art multi-link rear suspension to guarantee the Lancer is every bit as rewarding and impressive in the corners as on the straights.

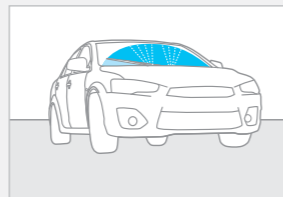


ETACS (Electronic Time and Alarm Control System)



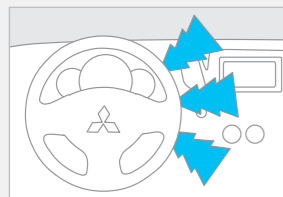
Headlamp Auto-off Function

After you have turned off the ignition and got out of the car, the headlamps are automatically switched off, preventing the battery from being drained.




Comfort Washer

One touch complete washing cycle, including a 5 second wiper delay for a squeaky clean windshield. Can be customised and turned off.



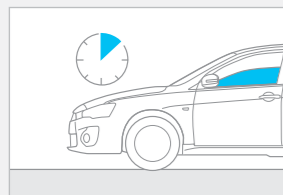
Lane Change Turn Signal System

When the indicator lever is tapped briefly, the indicator will flash three times and then stop - allowing you to concentrate on manoeuvring and therefore making driving easier and safer.




Auto Door Relock System

Within 30 seconds of pressing the unlock button from outside the Lancer, this system will automatically relock all the doors if none have been opened.



Power Window Timer

After taking the key from the ignition, the window may still be opened and closed from inside for up to 30 seconds with the front doors closed.



Interior Light Delay

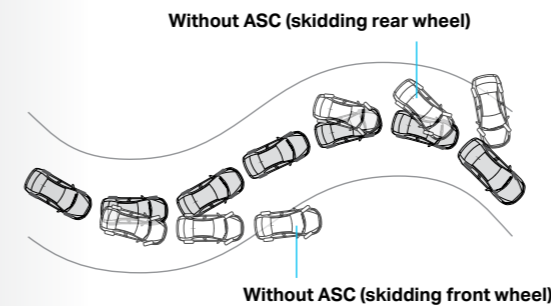
After turning off the ignition, the interior light remains on for 15 seconds to allow scanning for possessions before exiting.

Safety Features



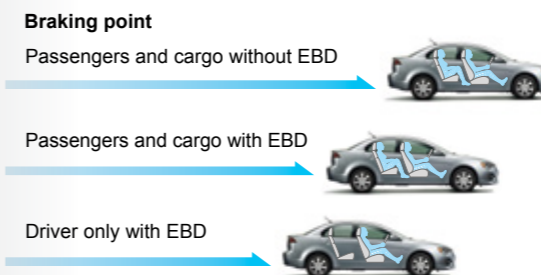
7 SRS Airbags

In the event of a collision, you will be looked after by up to seven airbags, including one for the driver's knees, which significantly reduces the risk of a lower limb injury. Front seatbelts with pretensioners and force-limiters provide greater restraint yet transfer fewer impact forces to occupants.



Active Stability Control (ASC)

If wheels lose their grip on slippery surfaces or while turning, ASC automatically adjusts engine output and applies braking force at the appropriate wheels to help maintain control and prevent skidding.



ABS & EBD

ABS prevents the wheels from locking up during emergency braking so you can maintain greater steering control, even on slippery roads. Electronic Brake-force Distribution (EBD) distributes braking force to all four wheels to enhance braking performance.



Tyre Pressure Monitoring System (TPMS)

TPMS employs sensor-transmitters in the wheels to monitor tyre pressure and illuminates a warning lamp on the combination meter cluster if one or more tyres becomes significantly underinflated.

Exterior Colours

Sporty Blue Metallic [D06]



Orient Red Metallic [P26]



Titanium Grey Metallic [U17]



Sterling Silver Metallic [U25]



Silky White Metallic [W13]



Frost White Solid [W37]



Amethyst Black Metallic [X42]



Exterior Styling - standard



16" Alloy Wheels



LED Daytime Running Lights



Front Foglights



Electric Windows, Anti-trapping with One-touch Operation



Electric, Heated Door Mirrors with Folding Function & Turn Lamps



Rain Sensor

Accessories

Talk to your Mitsubishi Dealer about the full range of accessories available



Side Wind Deflector



Roof Carrier



Rear Spoiler



Tow Bar



Textile or Rubber Mat Set



Rear Parking Assistance

1.6 Petrol 117PS 5MT Intense

Exterior

| | |
|---|---|
| 16" Light Alloy Wheels (205/60 R16) | • |
| Front Foglights | • |
| LED Daytime Running Lights | • |
| Rain Sensor Wipers / Auto Light Control | • |
| Electric / Heated / Folding Door Mirrors | • |
| "Welcome Home" and "Coming Home" Lights | • |
| Side Turn Lamp on Door Mirror | • |
| Full Chrome Mouldings on Front Radiator Grille | • |
| Chrome Beltline Moulding | • |
| B-Pillar Black-out | • |
| Colour-keyed Outer Door Handles, Bumpers & Door Mirrors | • |
| Front Mudguard | • |
| Temporary Spare Wheel (T 125/70D16) | • |

Comfort & Convenience

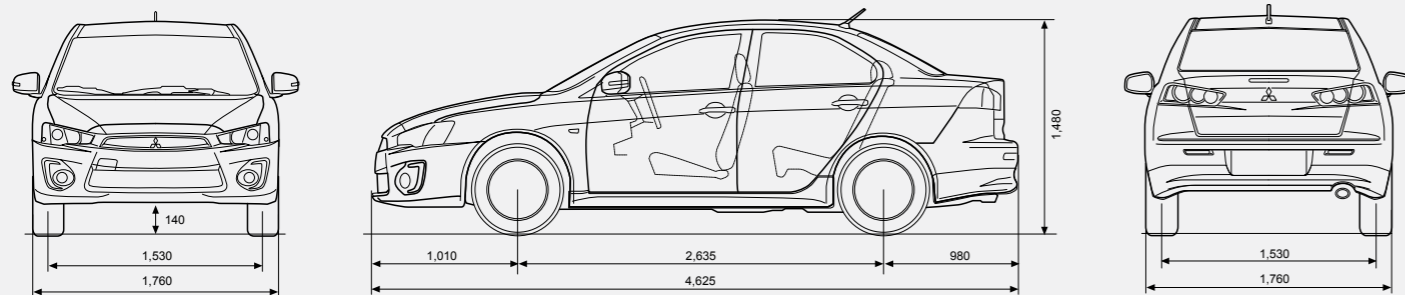
| | |
|--|---|
| Electric Windows Front & Rear, Anti-trapping with One-touch Operation (Drivers Window) | • |
| Remote Central Locking & Keyless Entry System (2 Transmitters) with Deadlock | • |
| Bluetooth Handsfree System with Voice & Steering Wheel Controls | • |
| Auto Air Conditioning | • |
| LW/MW/FM Radio CD/MP3 Player with 6 Speakers | • |
| Centre Console Storage with USB Port | • |
| Remote Audio Controls | • |
| Meter Cluster with Full Colour LCD Multi-information Display | • |
| Height Adjustable Drivers Seat | • |
| Accessory Socket (12V) | • |

Interior Styling & Storage

| | |
|--|---|
| Multi-function Leather Wrapped Steering Wheel & Gearshift Knob | • |
| Soft Synthetic Leather Inserts on Front Door Panels | • |
| Gloss Black Decoration Panel on Front Door | • |
| Chrome Inner Door Handles | • |
| Chrome on Air Outlet Panels | • |
| Front & Rear Centre Armrest (Front with Integrated Storage) | • |
| Vanity Mirrors, Driver & Passenger | • |
| Front & Rear Cup Holders, 2x Front Bottle Holder | • |
| Coat Hanger x1, Rear Driver Side | • |
| Passenger Seat Back Pocket | • |
| Front & Rear Room Map w/Map Lamp (Front), Luggage Room Lamp | • |
| Rear Seats 60:40 Split-folding | • |

Safety

| | |
|--|---|
| Active Stability Control (ASC) with Traction Control (TCL) | • |
| Anti-lock Brake System (ABS) with Electronic Brakeforce Distribution (EBD) & Brake Assist | • |
| Emergency Stop Signal System [ESS] | • |
| Power Steering | • |
| Electronic Immobiliser | • |
| Front & Side Airbags (Driver & Front Passenger); Driver Knee Airbag; Curtain Airbags (1st and 2nd row) | • |
| 3-Point ELR Seatbelts (5) with Force Limiter & Pretensioners for Front Seats | • |
| ISOfix Child Seat Anchor x2 & Rear Door Child Locks | • |



All measurements in millimetres.

| MODEL | Lancer 1.6 Petrol 5-Speed Manual Intense |
|----------------------------------|---|
| Engine | |
| Type | 1.6 DOHC 16 Valve MIVEC |
| Total displacement (cc) | 1,590 |
| Max output (EEC net) (kW/PS)/rpm | 86(117)/6,000 |
| Max torque (EEC net) (Nm/rpm) | 154/4,000 |

Performance

| | |
|--------------------------------|-----------------------|
| Acceleration, 0-100 km/h (sec) | 10.7 |
| Max speed (km/h) | 191 |
| Fuel consumption (lit/100km) | Urban 7.4 |
| | Extra Urban 4.7 |
| | Combined 5.7 |
| CO2, combined (g/km) | 132 |
| Towing Capacity | with Brake (kg) 1,100 |
| | w/o Brake (kg) 550 |

Fuel System

| | |
|----------------------------|-------------------------------------|
| Fuel Type | Unleaded / RON95 |
| Fuel Supply Equipment | Electronically Controlled Injection |
| Fuel Tank Capacity (litre) | 59 |

Transmission

| | | |
|------------|---------|-------|
| Gear Ratio | 1st | 3.727 |
| | 2nd | 1.947 |
| | 3rd | 1.343 |
| | 4th | 0.976 |
| | 5th | 0.804 |
| | Reverse | 3.727 |
| | Final | 4.052 |

Suspension

| | |
|-------|------------------|
| Front | MacPherson strut |
| Rear | Multi link |

Brakes

| | |
|-------|----------------------------|
| Front | 15" Ventilated Disc Brakes |
| Rear | 14" Solid Disc Brakes |

Steering

| | |
|------|--|
| Type | Rack and pinion with electronic power assist |
|------|--|

Dimensions & Weights

| | |
|---------------------------|-------|
| Overall length (mm) | 4,625 |
| Overall width (mm) | 1,760 |
| Overall height (mm) | 1,480 |
| Wheelbase (mm) | 2,635 |
| Kerb weight (kg) | 1,260 |
| Gross vehicle weight (kg) | 1,750 |

OUTSTANDING AFTER SALES FOR CAREFREE MOTORING



PEACE OF MIND AS STANDARD

While our vehicles enjoy a strong reputation for reliability Mitsubishi Motors Ireland proves this by providing a confident 8 Year / 150,000km (whichever comes first) warranty as standard on all passenger vehicles.

If you sell your Mitsubishi vehicle before the warranty expires, you can even transfer it to the new owner making it even more attractive to buyers and helping you better maintain the car's value.

Warranty terms and conditions apply - see mitsubishi-motors.ie.

FREE ANNUAL VEHICLE HEALTH CHECK

Your Mitsubishi Motors Ireland warranty is strictly subject to the presentation of your vehicle to an authorised Mitsubishi Motors dealer in the Republic of Ireland at least once every year, or every 20,000 Kms, whichever comes first. The dealer must be given the opportunity to complete the mandatory Mitsubishi Motors vehicle health check when your vehicle is presented. The free annual vehicle health check can be completed independently of a service or it can be performed in conjunction with a scheduled service. Free Vehicle Health Check terms and conditions apply.

MITSUBISHI MOTORS GENUINE PARTS

Mitsubishi Motors Genuine Parts have been developed and tested to stringent quality standards. It is recommended to use Mitsubishi Motors Genuine Parts in order to maintain the safety and integrity of your vehicle and that of your passengers. Mitsubishi Motors Genuine Parts are available at all Mitsubishi Authorised Service Points. All Mitsubishi Motors Genuine Parts have a 2 year guarantee. Terms & conditions apply.



MAP – MITSUBISHI ASSISTANCE PACKAGE

In order to demonstrate our commitment to your mobility and the faith we have in the reliability of our vehicles, you will receive a free MAP card valid for 5 years with your new Mitsubishi. With MAP your mobility is guaranteed in more than 30 countries throughout Europe, should you ever need assistance in the event of breakdown, accident, theft or vandalism.

Wherever you are, 24 hours a day, 7 days a week – just call the number on your card and the problem will be fixed on the spot. If it's more serious, your car will be taken to the nearest Mitsubishi dealer and you'll be offered services such as a hotel, continuation of journey, a replacement car and vehicle repatriation.

Around 2,500 Mitsubishi Motors Authorised Service Points in Europe are committed to helping you wherever you are.

Mitsubishi Motors Ireland

Mitsubishi House, JFK Drive, Naas Road, Dublin 12

Phone: 1890 41 51 61

Email: info@mitsubishi-motors.ie

Find us on:



Facebook



Twitter



Instagram

Images shown are for illustrative purposes, and may show optional equipment. The right is reserved to change specifications and features without prior notice. Please consult your local Mitsubishi Dealer for details.

mitsubishi-motors.ie



Please recycle

Ref. 12/16