



MITSUBISHI
MOTORS

8 YEARS
WARRANTY

MITSUBISHI PASSENGER VEHICLES



SPACE STAR



DISCOVER MORE OF LIFE'S LITTLE JOYS

Start every day fresh in the carefree new Space Star. Its spirited styling inspires you to explore new horizons, while its lively response puts a smile on your face. You'll also enjoy the smooth, comfortable ride, exceptionally stable handling and eco-friendly performance. It's the perfect, well-mannered travel companion.

Embrace Every Journey in Comfort

Step inside the Space Star and discover refreshing driving pleasure.

Comfort is enhanced by refined styling, ample spaciousness, clear visibility, high-quality amenities and a driver's seat with height adjustable seat cushion and headrest.



Functional Features - standard



Air Conditioning



Bluetooth Handsfree System (Intense model only)



Cruise Control (Intense model only)



Radio & CD Player with AUX Terminal & USB Connectivity

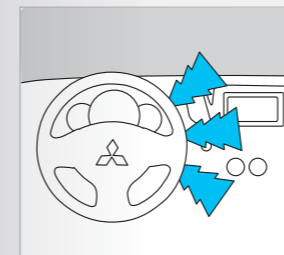


Multi-function Leather Steering Wheel (Intense model only)




Front & Rear Cup Holders

ETACS (Electronic Time and Alarm Control System)



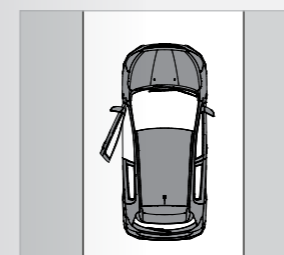
Lane Change Turn Signal System

When changing lanes, you can lightly touch the turn signal lever to flash the turn signals three times. Flashing is also indicated on the instrument panel.




Power Window Timer

Even after shutting off the engine, the power windows can be opened or closed for 30 seconds before opening the door.



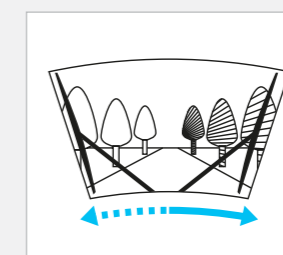
Headlamp Auto Off Function

After switching off the ignition and stepping out of the car, the headlamps automatically turn off to help conserve battery power.



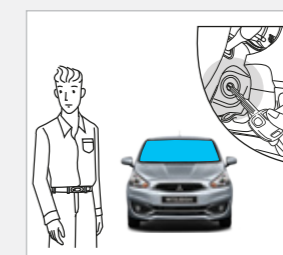
Auto Door Relock System

Within 30 seconds of pressing the unlock button from outside the Space Star, this system will automatically relock all the doors if none have been opened.



Automatic Wipers With Rain Sensor

The rain sensor activates the front windshield wipers automatically when moisture is detected on the windshield. When the rear wiper is set to the 'INT' position, it automatically activates whenever you shift into reverse. (Rain Sensor is available on Intense model only)



Interior Light Delay

After turning off the ignition, the interior light remains on for 15 seconds to allow scanning for possessions before exiting.

Excite Your Senses

Driving the Space Star is always a joy because it delivers spirited performance without compromising on fuel efficiency.

Whether commuting to work, shopping in the city or travelling through the countryside, you'll enjoy sporty handling that is exceptionally stable, quick acceleration in response to your command and agile manoeuvrability that makes parking and sharp turns a breeze.



Engine

Power the Space Star with your choice of a highly responsive 1.0-litre or 1.2-litre 3-cylinder MIVEC* engine. The lightweight 1.0-litre engine achieves impressive 4.0 litres/100km fuel efficiency, and 1.2-litre engine returns on 4.3 litres/100km fuel efficiency.

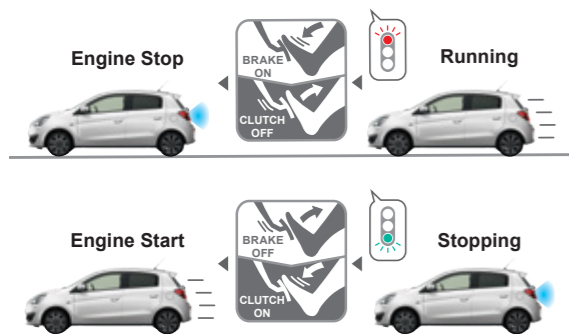
* Mitsubishi Innovative Valve timing Electronic Control system



Invecs-III CVT

The INVECS-III* CVT wide-ratio transmission maintains optimal rpm for high performance and fuel economy. You'll enjoy smooth acceleration and deceleration, as well as efficiently selected gear ratios in all driving conditions. An illuminated indicator provides easy reading at a glance and the shift knob is leather-wrapped for your pleasure.

* Intelligent & Innovative Vehicle Electronic Control System III



Auto Stop & Go (As&G)

Auto Stop & Go (AS&G) reduces fuel consumption and CO2 emissions by automatically shutting off the engine when the vehicle is stationary, such as when waiting at traffic lights. The engine restarts immediately when you remove your foot from the brake pedal.

Saving **4.0** litres/100km*



Class-Leading Fuel Efficiency

Enjoy 4.0 litres/100km* fuel efficiency and supremely low CO2 emissions thanks to a compact and efficient engine, one of the most aerodynamic bodies in its class.

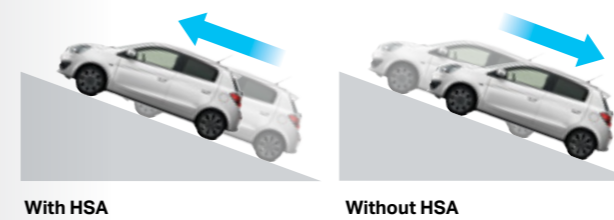
* On 1.0-litre SMT model with AS&G (EU Combined cycle)

Safety Features



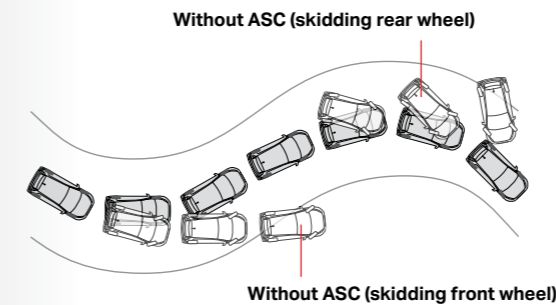
Driver and Passenger Airbag System

Front, side and curtain SRS airbags reduce collision impact from all directions, helping to curb injuries to the driver and passengers in the event of a collision.



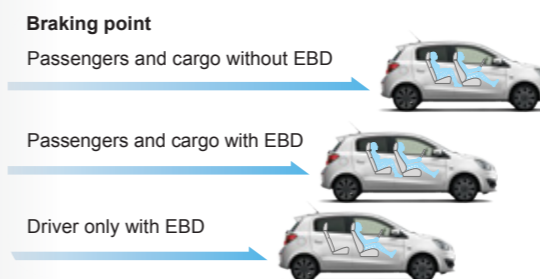
Hill Start Assist (HSA)

When starting on a steep slope, HSA helps prevent you from rolling backwards while you release the brake by maintaining the braking force for up to two seconds until the accelerator is applied.




Active Stability Control (ASC)

If wheels lose their grip on slippery surfaces or while turning, ASC automatically adjusts engine output and applies braking force at the appropriate wheels to help maintain control and prevent skidding.



ABS & EBD

ABS prevents the wheels from locking up during emergency braking so you can maintain greater steering control, even on slippery roads. Electronic Brake-force Distribution (EBD) distributes braking force to all four wheels to enhance braking performance.



Tyre Pressure Monitoring System (TPMS)

TPMS employs sensor-transmitters in the wheels to monitor tyre pressure and illuminates a warning lamp on the combination meter cluster if one or more tyres becomes significantly underinflated.

Exterior Colours

Wine Red Metallic (P57)



Red Metallic (P19)



Cerulean Blue Metallic (T69)



Titanium Grey Metallic (U17)



Cool Silver Metallic (A66)



Black Metallic (X08)



White Metallic (W54)



White Solid (W19)



Exterior Styling - standard



Daytime Running Lights



Electric Adjustable Door Mirrors



Tailgate Spoiler with High Mount Stop Lamp



Rain Sensor
(Intense model only)



LED Rear Combination Lamps
(Intense model only)



15" Alloy Wheels (Intense model)

Accessories

Talk to your Mitsubishi Dealer about the full range of accessories available



Front & Rear Parking Assistance



Trunk Tray




Roof Carrier



Wind Deflector



Mudguards



Centre Armrest



Side Protection Moulding



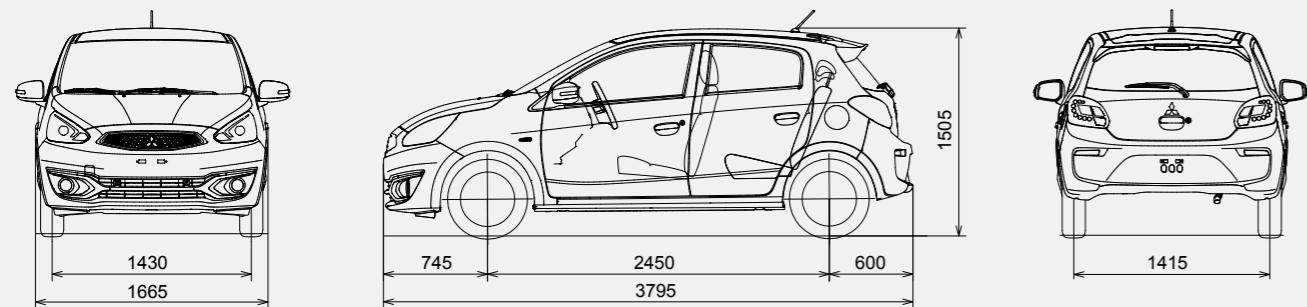
LED DRL Lights

1.0 Petrol 5MT Invite AS&G

1.2 Petrol 5MT Intense AS&G

1.2 Petrol CVT Intense AS&G

Exterior	Invite	Intense	Comfort & Convenience	Invite	Intense
15" Alloy Wheels		●	Manual Air Conditioning with Pollen Filter	●	●
14" Steel Wheels with Wheel Covers	●		Cruise Control		●
Tire Repair Kit	●	●	Bluetooth Handsfree System		●
Electric Adjust Door Mirrors	●	●	Remote Audio Controls on Steering Wheel		●
Rear Privacy Glass		●	Electric Windows, Front, with Auto-down Function on Driver's Side	●	
Auto Light Control		●	Electric Windows Front & Rear with Auto-down & Anti-Trapping Function on Driver's Side		●
Rain Sensor Wipers		●	Keyless Entry System (1 Transmitter) and Central Locking	●	●
Colour-keyed Door Handles, Mirror Housings, Tailgate Handles, Front & Rear Bumpers	●	●	LWMW/FM Radio & CD Player (MP3 Playable) with AUX Terminal	●	●
Daytime Running Lights on Bumper	●	●	USB Port (Inside Glovebox)	●	●
Side Turn Lamps on Front Fender	●	●	4 Speakers	●	●
LED Rear Combination Lamps		●	Height Adjustable Driver's Seat	●	●
Tailgate Spoiler with High Mount Stop Lamp	●	●	Vanity Mirror with Lid & Ticket Holder (Driver's Side)	●	●
Side Airdams	●	●	Vanity Mirror with Lid & Ticket Holder (Passenger's Side)		●
B-Pillar Blackout		●	Multi-information Display incl. Exterior Temperature Gauge	●	●
			Accessory Socket	●	●
Interior Styling & Storage	Invite	Intense	Safety	Invite	Intense
Multi-function Leather Steering Wheel & Gearshift Knob		●	Active Stability Control (ASC) with Traction Control (TCL)	●	●
3-Spoke Urethane Steering Wheel with Silver Bezel	●		Anti-lock Brake System (ABS) with Electronic Brakeforce Distribution (EBD) & Brake Assist	●	●
Bright / Silver Inner Door Handles (Front)		●	Hill Start Assist (HSA)	●	●
Piano Black Power Window Switch Panel		●	Emergency Stop Signal System (ESS)	●	●
Piano Black Shift Indicator Panel with Illumination (CVT only)		●	Front / Side / Curtain Airbags with Front Pass Airbag De-selection	●	●
Silver Accent on Air Outlets		●	3-Point ELR Seatbelt x 5 with Pretensioner for Front	●	●
New Design Fabric Seat Upholstery with Stitch		●	ISOfix Child Seat Anchor x2 & Tether Anchors & Rear Door Child Locks	●	●
New Design Fabric Seat Upholstery	●		Tire Pressure Monitoring System (TPMS)	●	●
60:40 Split Folding Rear Seats	●	●	Immobilizer Anti-theft Protection	●	●
Room Lamp with Time Delay	●	●			
Luggage Room Lamp	●	●			
Luggage Floor Box		●			
Accessory Socket on Instrument Panel	●	●			
Front Cup Holders x2, Rear Cup Holders x1	●	●			
Glove Box Upper Tray	●	●			
Luggage Cover	●	●			



All measurements in millimetres.

MODEL	Space Star 1.0L 5-Speed Manual Invite AS&G	Space Star 1.2L 5-Speed Manual Intense AS&G	Space Star 1.2L CVT Intense AS&G
Engine			
Type	1.0L DOHC 12 Valve MIVEC AS&G		1.2L DOHC 12 Valve MIVEC AS&G
Total displacement (cc)	999		1,193
Bore x stroke	75 x 75.4		75 x 90
Max output (EEC net) (kW/PS)/rpm)	52 (71) / 6,000		59 (80) / 6,000
Max torque (EEC net) (Nm(kg-m)/rpm)	88 (9.0) / 5,000		106 (10.8) / 4,000
Performance			
Acceleration, 0-100 km/h (sec)	13.6	11.7	12.8
Max speed (km/h)	172	180	173
Fuel consumption (lit/100km)	Urban	4.6	5.1
	Extra Urban	3.6	3.9
	Combined	4.0	4.3
CO2, combined (g/km)	92	100	99
Fuel System			
Fuel type	Petrol		
Fuel supply equipment	ECH-MULTI		
Fuel tank capacity (litre)	35		
Transmission			
Type	5-Speed manual		CVT
Clutch Type	Dry, single disc		-
Gear Ratio	D range		4.007 - 0.550
	1st	3.545	3.545
	2nd	1.913	1.913
	3rd	1.310	1.310
	4th	1.027	1.027
	5th	0.850	0.850
	Reverse	3.214	3.214
	Final	3.550	3.550
Suspension			
Front	Macpherson strut		
Rear	Torsion Beam		
Brakes			
Front	Ventilated Disc Brake		
Rear	Drum Brake		
Brake booster size	8" Vacuum Booster		
Steering			
Type	Rack and pinion with electronic power assist		
Dimensions & Weights			
Overall length (mm)			3,795
Overall width (mm)			1,665
Overall height (mm)			1,505
Wheelbase (mm)			2,450
Cargo room capacity ¹ (litre)			235
Kerb weight (kg)	845	845	865
Gross vehicle weight (kg)	1,290	1,340	1,370

1 VDA method.

OUTSTANDING AFTER SALES FOR CAREFREE MOTORING



PEACE OF MIND AS STANDARD

While our vehicles enjoy a strong reputation for reliability Mitsubishi Motors Ireland proves this by providing a confident 8 Year / 150,000km (whichever comes first) warranty as standard on all passenger vehicles.

If you sell your Mitsubishi vehicle before the warranty expires, you can even transfer it to the new owner making it even more attractive to buyers and helping you better maintain the car's value.

Warranty terms and conditions apply - see mitsubishi-motors.ie.

FREE ANNUAL VEHICLE HEALTH CHECK

Your Mitsubishi Motors Ireland warranty is strictly subject to the presentation of your vehicle to an authorised Mitsubishi Motors dealer in the Republic of Ireland at least once every year, or every 15,000 Kms, whichever comes first. The dealer must be given the opportunity to complete the mandatory Mitsubishi Motors vehicle health check when your vehicle is presented. The free annual vehicle health check can be completed independently of a service or it can be performed in conjunction with a scheduled service. Free Vehicle Health Check terms and conditions apply.

MITSUBISHI MOTORS GENUINE PARTS

Mitsubishi Motors Genuine Parts have been developed and tested to stringent quality standards. It is recommended to use Mitsubishi Motors Genuine Parts in order to maintain the safety and integrity of your vehicle and that of your passengers. Mitsubishi Motors Genuine Parts are available at all Mitsubishi Authorised Service Points. All Mitsubishi Motors Genuine Parts have a 2 year guarantee. Terms & conditions apply.



MAP – MITSUBISHI ASSISTANCE PACKAGE

In order to demonstrate our commitment to your mobility and the faith we have in the reliability of our vehicles, you will receive a free MAP card valid for 5 years with your new Mitsubishi. With MAP your mobility is guaranteed in more than 30 countries throughout Europe, should you ever need assistance in the event of breakdown, accident, theft or vandalism.

Wherever you are, 24 hours a day, 7 days a week – just call the number on your card and the problem will be fixed on the spot. If it's more serious, your car will be taken to the nearest Mitsubishi dealer and you'll be offered services such as a hotel, continuation of journey, a replacement car and vehicle repatriation.

Around 2,500 Mitsubishi Motors Authorised Service Points in Europe are committed to helping you wherever you are.

Mitsubishi Motors Ireland

Mitsubishi House, JFK Drive, Naas Road, Dublin 12

Phone: 1890 41 51 61

Email: info@mitsubishi-motors.ie

Find us on:



Facebook



Twitter



Instagram

mitsubishi-motors.ie

Images shown are for illustrative purposes, and may show optional equipment. The right is reserved to change specifications and features without prior notice. Please consult your local Mitsubishi Dealer for details.