



MITSUBISHI
MOTORS

**5 YEARS
WARRANTY**

MITSUBISHI COMMERCIAL VEHICLES



PAJERO

Style Meets Exclusive Performance

Imagine a sleek, rugged vehicle that can take you anywhere - from vibrant city streets and charming country roads to uncharted off-road territory. A dynamic car with exclusive, high-quality features that deliver the ultimate performance.



Impressive view

As soon as you are behind the wheel, relaxing in the soft, luxurious leather seating, high above everyone else on the road, you will get an imposing and impressive view on life.

Every single detail within its refined interior reflects Pajero's design quality its silver and leather gear shift knob and the leather steering wheel prove irresistible to the touch.

And just looking at the dashboard is enough to make your pulse quicken, too. Its soft dash panel, door trims and rich materials reflect Pajero's luxurious style.

(Leather upholstery available on Executive model only)




Functional features - standard



Smartphone Link Display Audio
(Executive model only)



Rear View Camera & Touch Screen
Audio Display



Black or Beige Leather Seat Upholstery
(Executive model only)



Multifunctional Steering Wheel with
Cruise Control & Bluetooth Connectivity



Sunroof (Executive model only)



Rear Manual Air Conditioning
(Executive model only)

Executive style and space

In the Pajero Executive seats you will find yourself stretching out and relaxing in plenty of space. There is not only a surprising amount of cargo room but other storage space, too - in one quick move, you can easily transform Pajero from a 5-seat family offroader to a 2-seat heavy load carrier. The possibilities are as versatile as the seats themselves.



Smartphone link display audio

Wherever your journey leads you, it will be more adventurous with Android Auto or Apple CarPlay in Pajero Executive.

Simply connect your smartphone to the Smartphone Link Display Audio by a USB cable and phone calls, navigation, sending and receiving messages, and listening to music will come alive on your built-in display screen. Maps are automatically updated to save your time. Voice command keeps your hands on the wheel and eyes on the road. Smartphone Link Display Audio is equipped with rearview system and FM/AM/DAB etc. This also offers hands-free calls and music via Bluetooth®, as well as playing contents stored in a USB or HDMI device.

Before you start your journey, connect your Android™ or iPhone to the USB port which is smartly located in the glove box and control your favorite apps on the built-in display screen or voice command your needs.

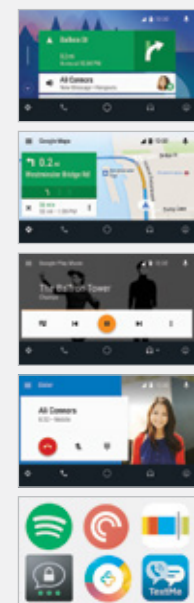
Entertainment and Technology

At the heart of Pajero's entertainment console lies a premium audio system specifically designed for Pajero. Being surrounded by 12 optimally positioned speakers you get the most spectacular in-car theatric acoustic atmosphere possible. A powerful rear subwoofer gives out deep, punchy bass while eleven other premium speakers deliver rich stereo surround sound.

(Smartphone Link Display Audio & Rockford 860W Premium Audio available on Executive model only)



Android Auto™



Home Screen

Android Auto automatically brings you useful information, and organises it into simple cards that appear when they're needed.

Maps

Let Google Maps™ take you to places you haven't seen before. If you're going where the mobile data is expensive, or you can't get online, you can save an area from Google Maps to your phone in advance and use it when you're offline.

Music

With on-demand access to 35 million songs, Google Play™ Music allows you to stream endless music on the road.


Phone/Messages

With Android Auto, you can make calls, check voicemails and send and receive text messages using your voice.

Apps

Android Auto makes it easy to access your favorite apps and contents in your car. Check out more Apps for Android Auto at <https://g.co/androidauto>.

Apple CarPlay



Home Screen

CarPlay features Siri voice control to operate the navigation/maps, hands-free phone, and SMS while driving on or off-road.

Maps

Apple Maps gives you turn-by-turn direction and traffic conditions. Maps can also use the addresses from your email, text messages, contacts, and calendar events to help you get to where you are going next.

Music

Play your favorite artists, songs or playlists from your iPhone by using Siri. You can also enjoy the hit tune from Apps like Apple Music and Spotify.

Messages

No more texting or reading while driving because Siri can send, read, and reply to your text messages for you. Simply tell Siri what to do.

Phone

Siri will guide you if you want to make calls, return missed calls, and listen to voicemail while driving to your destination safely.

Please note: In order to activate Android Auto™ or Apple CarPlay, the smartphone's operating system (OS) must be Android 5.0 (Lollipop) or higher / iOS 8 or higher. Android Auto™ and Apple CarPlay may not work under weak or no network condition even in supported areas. Customer is responsible for all communication fees.

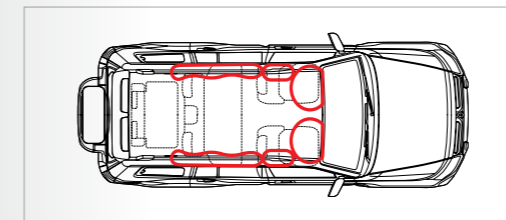
Safety measures

The Pajero does not just look ultra protective and tough - it is. Sitting high up in the Pajero's driving position provides you with a clearer view of obstacles on the road.

Bright Xenon (HID) headlamps offer increased luminosity to improve visibility and feature individual headlamp washers and an auto-levelling function. An electronic chromic rearview mirror reduces any glare from headlamps behind you.

Airbags

In the event of a collision Pajero not only has dual-stage front airbags but also side airbags and curtain airbags for ultimate protection to driver and passengers.



ASTC with brake assist system


Active Stability and Traction Control regulates braking force to each wheel during cornering to ensure excellent stability. The system also maintains optimum traction in all conditions, on and off-road. ASTC prevents tyre spin on slippery surfaces and minimises the risk of drift caused by over-accelerating in corners. The Brake Assist system increases braking pressure when panic braking is detected and helps assist faster and safer braking in emergency situations.

Impact absorbing body

Pajero's strengthened monocoque body with built-in frame provides a highly rigid structure, with crumple zones around the engine to absorb impact energy to ensure everyone is safe and feels safe.

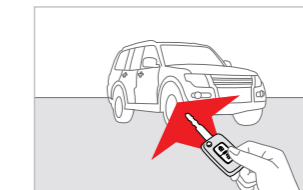
ETACS, your comfortable assistant

Mitsubishi Motors' Electronic Time and Alarm Control System (ETACS) allows you to easily operate a wide range of features for added safety, comfort and convenience. Certain ETACS comfort functions can be customised by your Mitsubishi Motors dealer.



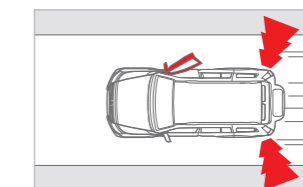
Auto-light and rain sensor

The auto-light sensor automatically activates the headlamps as soon as it gets dark. The rain sensor activates the windshield wipers automatically when moisture is detected on the windshield.




Keyless entry system

Makes it possible to lock and unlock the doors and tailgate and to fold and unfold the door mirrors with the remote key.



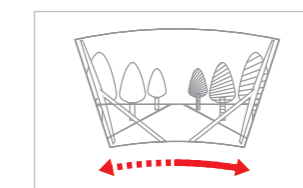
Open door alarm

If any door is still open while the car is moving, a buzzer will alert you.



Headlamp auto-off function

After you have turned off the ignition and got out of the car, the headlamps are automatically switched off, preventing the battery from being drained.



Speed sensitive wipers

When the front wiper is set to intermittent, a speed sensor changes the wiper interval to suit the car's speed for better visibility.

For a complete list of ETACS functions, please consult your Mitsubishi Motors dealer or refer to your owner's manual.

Power and performance

Pajero demands an engine with enough strength and muscle to conquer all punishing terrains. Not only is Pajero more powerful, it is also faster and quieter too.

An advanced 3.2-litre Common Rail Direct Injection Diesel (DI-D) engine gives the Pajero the power to go anywhere, quickly, smoothly and quietly and is available in automatic or manual transmissions. A Diesel Particulate Filter significantly lowers exhaust emission levels further.

Invecs-II with sports mode

Designed to make your life easier our Intelligent and Innovative Vehicle Electronic Control System (INVECS-II) is Pajero's smart-thinking, five-speed automatic gearbox. Shift the lever across into Sports Mode position and just by pushing the lever up or down in the appropriate direction, you will shift gears almost instantly and smoothly.

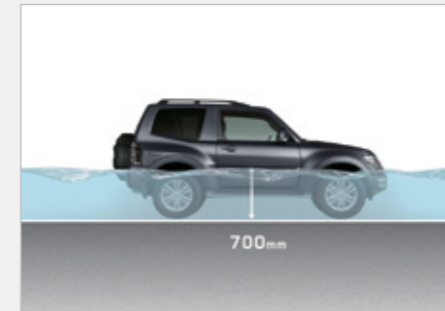
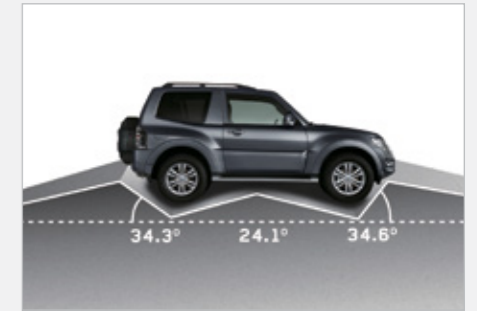
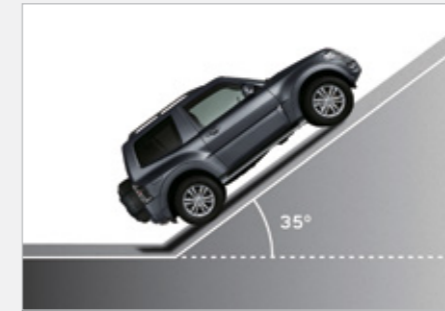
(Automatic Transmission available on Executive model only.)



*Weights are for demonstrational purposes only. Calculation based upon yacht weighing 1,240kg and horse box weighing 1,200kg. Only for Pajero LWB with 18" wheels.

Sting the off-road limits


Pajero's superior approach angle has proved invaluable when covering more challenging, rough terrain. Our legendary Super Select 4WD II (SS4-II) technology gives Pajero the capability to get you into and out of just about anywhere. Whether you want to tackle steep grassy slopes, wade through water over half a metre deep, clamber over tall, awkward obstacles or incline angles of up to 45°, there is almost nowhere off-limits for Pajero.



Figures are for 3-Door models. Please refer to specification for 5-Door models.


All-Terrain Confidence

A front double wishbone suspension and a multi-link rear axle, all with coil springs, ensure that each wheel moves independently to the wheel on the opposite side of the axle. This ensures a smooth comfortable ride and confident handling over every conceivable type of terrain. Pajero's improved suspension settings not only reduce body roll, they also provide a safer ride without compromising the sheer thrill of the drive.




2H (2WD high range)

Ideal for cities and motorway driving, the rear wheel drive mode gives a quiet ride with smooth on-road performance.




4H (4WD high range)

With 4WD engaged, front/rear torque split shifts from 33:67 up to 50:50 for added traction and safety, especially when driving in adverse weather conditions or when towing.



4HLC (4WD high range with locked centre differential)

By equally distributing power between front and rear wheels, this mode helps maintain traction on low-grip surfaces.



4LLC (4WD low range with locked centre differential)

The lower gear ratio maximises low-end power for climbing and enables controlled steep descents. It also helps you get out of sticky situations like deep mud, sand or snow.

Pajero SWB & LWB Commercial - At your command

The Pajero Short Wheel Base Commercial (SWB) is an agricultural and construction favourite in Ireland. It's short dimensions make it extremely manoeuvrable and agile in farm yards and construction sites with or without a trailer. Don't let its short dimensions fool you as it still has a rear cargo area of 1,262mm long and 1,395mm wide with a braked towing capacity of 3,000kg.

For more storage space and increased towing capacity there is Pajero Long Wheel Base Commercial (LWB). Jumping to a braked towing capacity of 3,500kg the Pajero LWB is the vehicle to add stability and certainty to heavy trailer loads. Interior cargo dimensions of 1,755mm long and 1,395mm wide means there is ample space to carry tools and other equipment.



Exterior Colours

Frost White Solid



Silky White Metallic



Cool Silver Metallic



Eiger Grey Metallic



Fairway Green Metallic



Medium Red Metallic



Granite Brown Metallic^



Deep Bronze Metallic^



Diamond Black Metallic



^Deep Bronze Metallic available on Executive model, Granite Brown Metallic is available on Commercial models only.

Exterior Styling - standard



LED Daytime Running Lights with Foglights



Side Steps



18" Alloy Wheels



Xenon Headlights with Auto Levelling & Headmap Washer



Electric/Heated/Folding Door Mirrors



Auto Dimming Rearview Mirror & Rain Sensor (Executive model only)

Accessories

Talk to your Mitsubishi Dealer about the full range of accessories available



Towbar - Flange Type



Roof Carrier



Rubber or Textile Mat Set



Side Wind Deflectors



Separation Rack

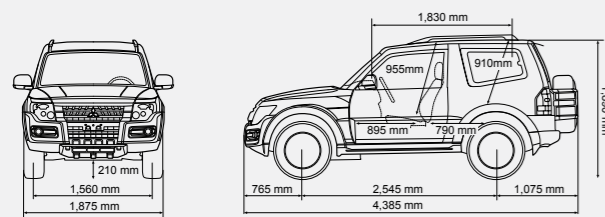


Trunk Tray XL

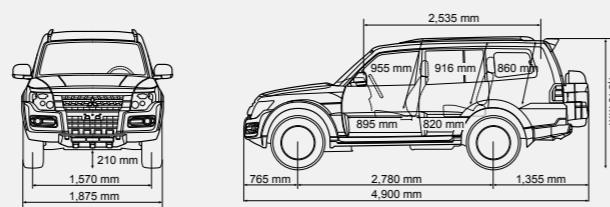
Pajero 3.2 DI-D 4WD SWB Commercial 5MT
 Pajero 3.2 DI-D 4WD LWB Commercial 5MT
 Pajero 3.2 DI-D 4WD LWB Executive 5AT 17MY

Exterior	SWB 2-Seater MT	LWB 2-Seater MT	Executive 5-Seater AT
18" Alloy Wheels with Full Size Spare Tyre	•	•	•
Front Foglights	•	•	•
Electric / Heated / Folding Door Mirrors	•	•	•
LED Daytime Running Lights	•	•	•
LED Position Lamp	•	•	•
Xenon Headlights with Auto Levelling & Headlamp Washers	•	•	•
Rear Privacy Glass			•
Black Roof Rails	•	•	•
Side Steps	•	•	•
Colour-keyed Side Door Garnish & Front & Rear Bumpers & Black Side Sill Garnish	•	•	•
Colour-keyed Door Mirror with Side Indicator & Approach Lamp, License Plate Garnish, Exterior Door Handles	•	•	•
Chrome Front Grille, Silver Rear Bumper Center	•	•	•
Front & Rear Mudguards	•	•	•
Rear Spoiler			•
Automatic Light Control			•
Rain Sensor Wipers			•
Interior Styling & Storage	SWB 2-Seater MT	LWB 2-Seater MT	Executive 5-Seater AT
Leather Seat Upholstery			•
Heated, 4-way Electrically Adjustable Front Seats			•
Multi-function Leather Steering Wheel & Leather Gearshift Knob	•	•	•
Leather Formed Type Door Trims			•
Metallic Interior Trim	•	•	•
Chrome Interior Door Handle	•	•	•
Slide-adjustable Armrest for Front Seat with Integrated Storage	•	•	•
Fully Flat Seats, 1st Row	•	•	•
Folding & Tumbling Seats, 2nd Row (Executive Only)			•
Front Cup Holders x2	•	•	•
Rear Center Armrest with Cup Holders x2			•
Front Room Lamp with Map Lamp	•	•	•
LED Foot Light & Ceiling Lamp	•	•	•
Luggage Room Lamp, Luggage Room Hooks x4	•	•	•

SWB Commercial



LWB Commercial & Executive



Comfort & Convenience	SWB 2-Seater MT	LWB 2-Seater MT	Executive 5-Seater AT
Touch Screen Audio Display with LW/MW/FM Radio, CD Player & 6 Speakers	•	•	
Smartphone Link Display Audio (SDA) with 7" Touch Screen Display featuring Apple CarPlay / Android Auto™, AM/FM & DAB Radio with 12 Speakers (860W)			•
Rear View Camera	•	•	•
Sunroof			•
Front Auto Air Conditioning	•	•	•
Rear Manual Air Conditioning			•
Rear Parking Sensors		•	•
Cruise Control	•	•	•
Bluetooth Handsfree System	•	•	•
USB Port / i-Pod Connectivity	•	•	•
HDMI Connectivity			•
Auto Dimming Rearview Mirror	•	•	•
Electric Windows with One-touch Operation & Anti-trapping Function	•	•	•
Keyless Entry System (2 keys)	•	•	•
Remote Audio Controls on Steering Wheel	•	•	•
Ashtray & Cigar Lighter	•	•	•
External Temperature Gauge & Trip Computer	•	•	•
12V Accessory Sockets x3	•	•	•
Safety & Security	SWB 2-Seater MT	LWB 2-Seater MT	Executive 5-Seater AT
Multi-mode Anti-lock Braking System (ABS) with Electronic Brake Force Distribution (EBD) & Brake Assist System	•	•	•
Active Stability Control (ASC) & Traction Control (TCL)	•	•	•
Tyre Pressure Monitoring System	•	•	•
Super Select 4WD (SS4-II)	•	•	•
Front / Side / Curtain Airbags with Front Passenger Airbag Deactivation	•	•	•
3 Point ELR Seatbelt with Pretensioner x2 (Executive x5)	•	•	•
Mechanical Theft Protection	•	•	•
Electronic Immobiliser	•	•	•
Door Courtesy Light, Front & Rear (Rear LWB models only)	•	•	•
Lockable Glovebox with Lamp	•	•	•
ISO-fix Child Seat Anchors			•

MODEL	Pajero 3.2 DI-D SWB 4WD 2-Seater 5MT	Pajero 3.2 DI-D LWB 4WD 2-Seater 5MT	17MY Pajero 3.2 DI-D LWB 4WD 5-Seater 5AT
Dimensions & Weights			
Overall length, with rear bumper (mm)	4,385	4,900	4,900
Overall width (mm)		1,875	
Overall height (mm)	1,890	1,910	1,910
Wheelbase (mm)	2,545	2,780	2,780
Front overhang (mm)		765	
Rear overhang (mm)	1,075	1,355	1,355
Track Front (mm)	1,560	1,570	1,570
Track Rear (mm)	1,560	1,570	1,570
Cargo room capacity (VDA measurement method)	1,120	1,790	1,790
Maximum capacity up to roof (litre)			
Min ground clearance (mm)		210	
Cargo floor height (mm)	733	751	751
Cargo floor length (mm)	1,262	1,755	1,660 (max)
Kerb weight (kg)	2,001	2,185	2,230
Gross vehicle weight (kg)	2,705	3,030	3,030
Engine			
Type	4M41 DI-D Common-Rail I/C T/C		
Construction	Longitudinally mounted 4-cylinder, 4 stroke, DOHC, 4 valves per cylinder		
Total displacement (cc)	3,200		
Bore x stroke (mm)	98.5 x 105.0		
Fuel type	Diesel		
Injection System	Electronically Common-Rail direct Injection with centrally mounted injection valves		
Emission level	Euro-5b	Euro-5b	Euro-6b
Max Output (EEC net) (kW/PS/rpm)	147 (200) / 3,800	147 (200) / 3,800	140 (190) / 3,500
Max Torque (EEC net) (Nm/rpm)	441 / 2,000		
Performance			
Max axle load	Front (kg)	1,250	1,330
	Rear (kg)	1,600	1,780
Towing capacity with brake (on 12% incline) (kg)	3,000	3,500	3,500
Towing capacity w/o brake (on 12% incline) (kg)		750	
Maximum loading capacity on the roof rails (kg)		100	
Seating capacity (persons)	2	2	5
Acceleration 0-100 km/h	9.7	10.5	10.5
Max Speed (km/h)		180	
Transmission			
Type	5-speed manual		INVECS-II 5 speed automatic with Sports Mode
Clutch Type	Single, dry plate with diaphragm spring		Torque converter
Gear Ratio	1st	4.234	3.520
	2nd	2.238	2.042
	3rd	1.398	1.400
	4th		1.000
	5th	0.760	0.760
Reverse	3.553	3.553	3.224
Transfer gear ratio Low		1.000	
Transfer gear ratio High		1.900	
Final		3.692	
Suspension			
Front	Double wishbone coil springs with stabiliser bar		
Rear	Multi-link coil springs with stabiliser bar		
Brakes			
Brake system	Hydraulic brake booster		
Front	16" ventilated discs (4-pot)	17" ventilated discs (4-pot)	17" ventilated discs (4-pot)
Rear	16" ventilated drum-in-discs	17" ventilated drum-in-discs	17" ventilated drum-in-discs
Fuel Economy			
Urban l/100km	9.55	9.6	10.5
Extra Urban l/100km	6.9	7.2	8.6
Combined l/100km	7.8	8.1	9.3
CO ₂ Combined g/km	207	213	245
Steering			
Type	Rack-and-pinion (power assisted)		
Tyres			
Wheels	18" Alloy		
Size	265 / 60 R18		
Off-Road Performance			
Approach angle/ramp break over angle/departure angle	34.3 / 26.0 / 35.5	34.1 / 22.9 / 25.7	34.1 / 22.9 / 25.7
Wading depth (mm)		700	
Climbing ability (tan θ)		0.7	
Inclination angle (deg)		45	
Max axle travel	Front (mm)	220	
	Rear (mm)	260	260
4WD System (All Wheel Control)	Super Select 4WD-II (SS4-II)		

OUTSTANDING AFTER SALES FOR CAREFREE MOTORING



PEACE OF MIND AS STANDARD

While our vehicles enjoy a strong reputation for reliability Mitsubishi Motors Ireland proves this by providing a confident 5 Year / 150,000km (whichever comes first) warranty as standard on all light commercial vehicles.

If you sell your Mitsubishi vehicle before the warranty expires, you can even transfer it to the new owner making it even more attractive to buyers and helping you better maintain the car's value.

Warranty terms and conditions apply - see mitsubishi-motors.ie.

FREE ANNUAL VEHICLE HEALTH CHECK

Your Mitsubishi Motors Ireland warranty is strictly subject to the presentation of your vehicle to an authorised Mitsubishi Motors dealer in the Republic of Ireland at least once every year, or every 20,000 Kms, whichever comes first. The dealer must be given the opportunity to complete the mandatory Mitsubishi Motors vehicle health check when your vehicle is presented. The free annual vehicle health check can be completed independently of a service or it can be performed in conjunction with a scheduled service. Free Vehicle Health Check terms and conditions apply.

MITSUBISHI MOTORS GENUINE PARTS

Mitsubishi Motors Genuine Parts have been developed and tested to stringent quality standards. It is recommended to use Mitsubishi Motors Genuine Parts in order to maintain the safety and integrity of your vehicle and that of your passengers. Mitsubishi Motors Genuine Parts are available at all Mitsubishi Authorised Service Points. All Mitsubishi Motors Genuine Parts have a 2 year guarantee. Terms & conditions apply.



MAP – MITSUBISHI ASSISTANCE PACKAGE

In order to demonstrate our commitment to your mobility and the faith we have in the reliability of our vehicles, you will receive a free MAP card valid for 5 years with your new Mitsubishi. With MAP your mobility is guaranteed in more than 30 countries throughout Europe, should you ever need assistance in the event of breakdown, accident, theft or vandalism.

Wherever you are, 24 hours a day, 7 days a week – just call the number on your card and the problem will be fixed on the spot. If it's more serious, your car will be taken to the nearest Mitsubishi dealer and you'll be offered services such as a hotel, continuation of journey, a replacement car and vehicle repatriation.

Around 2,500 Mitsubishi Motors Authorised Service Points in Europe are committed to helping you wherever you are.

Mitsubishi Motors Ireland

Mitsubishi House, JFK Drive, Naas Road, Dublin 12

Phone: 1890 41 51 61

Email: info@mitsubishi-motors.ie

Find us on:



Facebook



Twitter



Instagram

Images shown are for illustrative purposes, and may show optional equipment. The right is reserved to change specifications and features without prior notice. Please consult your local Mitsubishi Dealer for details.

mitsubishi-motors.ie



Please recycle

Ref. 04/17