



Drive your way™

Sonata







Pure elegance with understatement

The modern looks that made Sonata an international favourite over the years are now enhanced by a number of detailed exterior improvements and some major design changes in the interiors. Among the at-a-glance bodywork enhancements are the chrome radiator grille, wider front bumper and air dam, larger headlamp clusters, slimmer body side moldings and the newly designed 5-spoke 16-inch alloy wheels. And the results speak for themselves. Just like Sonata.







Innovation for all

Sonata is not just a pretty face. Hidden beneath those graceful, modern lines is a level of technical innovation which makes it a high-tech premium sedan. Utilising the latest and sophisticated technology, for every day and everyone, is a part of the Hyundai philosophy. From safety and performance to comfort and convenience, this practical philosophy is used to improve the ultimate driving experience.

Technical solutions

The advanced Hyundai technology facilitates some everyday conveniences like the smart key. Sensors in the Sonata detect the smart key's presence once within range. The smart key facilitates keyless ignition, eliminating the need of inserting the key every time. It also has the inbuilt functions of keyless entry and immobilizer, to complete the smart, hi-tech experience.



H-MATIC

Hyundai's advanced 4-speed automatic transmission with the sports mode gives the feeling of a manual transmission to those who want an automobile that is both easy and fun to drive.





Sophisticated ambience. The secondary controls and accessories are illuminated at night by Hyundai's characteristic blue lighting, which complements the white lighting used for the driver's main instrument cluster.

Innovation and style

The extensive redesigning of Sonata has transformed the cabin area into a classy, high-tech space. Along with the subtle touches of chrome, the two-tone finish also complements the wood grain and satin embellishments. The thoughtfully designed dials, knobs and inside door handles add elegance to its premium look. To accompany this new look, the materials used in the components have been upgraded to improve their appearance, feel and durability.



Dual zone FATC. The latest edition of Sonata is equipped with a dual zone fully automatic temperature control system which enables left as well as the right occupants to enjoy different air temperature settings. The wide LCD display with refined blue LED illumination and the chrome surround rings on knobs enhance the luxurious look of the new Sonata.





Music on the move. AUX and USB port connections for iPod, compact disc player, MP3 player, memory stick or other portable audio devices allow the occupants to hear their own music over the car's sophisticated 6-speaker system.

Chic design and engineering excellence

With subtle flourishes and bold strokes, the designers have given the latest Sonata a more modern look both, inside and out. Meanwhile, their engineer colleagues have further improved the car's refinement by reducing noise, vibration and harshness (NVH). They have also improved its ride and handling, enhancing steering response and cutting vibration while the engine is at idle. Everything is up-to-date in the latest Sonata.



Comfort zone. Sonata has power-operated driver seat adjustable in 8 directions (above left), ensuring comfortable seating for everyone. This new sedan exudes class by combining comfort with luxury.

Vehicle versatility. How many times have you felt the need of more storage space in your car after visiting the stores? The rear seat backs of Sonata can be folded in order to accommodate bigger items (above right).



The power of inspiration, The embrace of intelligent technology.

Hyundai's constant quest for improvement is evident from the 2.4 petrol engine and the 2.0 diesel engine options available in the Sonata. Each bit is better than its predecessor in terms of refinement, efficiency and performance. The second generation Theta engines, for example, combine the advantages of the original endurance, quietness, performance, less fuel consumption and emissions with technical innovations that make them even better. The main changes revolve around the adoption of variable valve timing for the exhaust as well as the intake (Dual VTVT) and a new addition known as Variable Induction System. The Variable Induction System or VIS in conjunction with the Dual VTVT further enhances engine efficiency, resulting in improved low-end torque, peak power and fuel efficiency. Resulting in cleaner fuel burning, Sonata proves to be not just a power packed sedan but it also leaves a greener environment behind. Further, Sonata's legendary ride comfort is complemented by improved handling characteristics, resulting from an improved suspension set up.

Smarter transmissions.

To match the high performance of its engines, Sonata offers a 5-speed manual in 2.4 VTVT Petrol, while the CRDi version has a choice of 6-speed manual or 4-speed H-Matic transmissions.




2.0-litre CRDi. Technical changes to the exhaust gas heat transfer system of the CRDi VGT engine, increase power to 150 ps at 3,850 rpm still producing masses of torque (32.1 kgm at 2,000 rpm).



2.4-litre Theta II. The second generation Theta four-cylinder petrol engine features variable valve timing for the exhaust as well as the intake. It generates 175 ps @ 6,000rpm and 23.8 kgm @ 4,000rpm.

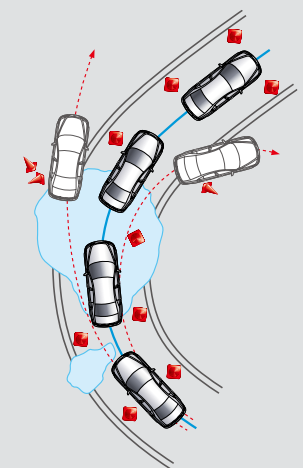
Dual VTVT. Enhanced drivability and fuel efficiency stem from the adoption of variable valve timing for the exhaust as well as the intake in the second generation Theta engines.





Sonata: where **safety** is **primary** A stiff, strong body shell is at the core of Sonata's safety standards. It is also equipped with the latest electronically controlled anti-lock braking system which proves to be helpful in avoiding accidents. In the event of an accident, the multiple air bags and other safety technologies ensure maximum safety of the occupants. The all new Sonata also has an impact sensing auto door unlock system as one of its safety features.

Security cell. Sonata's body structure is technically highly advanced. Completely computer designed and engineered, the car makes use of different categories of steel that would crumple at the front and rear in the event of an impact – in order to absorb the energy – while protecting the occupants in the center section. Steel structures in the doors act as additional side impact beams.



Safe and sound. ABS prevents wheel lock up during panic braking on slippery surfaces along with EBD which controls brake pressure on all the four wheels to ensure stable braking. Thus the Sonata's braking system is highly-effective on slippery surfaces, prevents skidding and also retains car stability and steer ability. Brake discs at the front are ventilated for additional cooling under sudden braking.

MORE SONATA



Exterior mirrors

The door mirrors, which are electrically adjusted from inside the car, have hidden heating elements to help keep them clear.



Jet wash

The six washer jets are angled to ensure that they can reach the whole of the windshield when it is dirty.



Power window cut-off

Electric window lift power is cut off if sensors detect there is an obstacle in the way – such as a child's fingers, for example.



Glass antenna

The antenna for the radio is inconspicuously located in the rear window. It provides great reception – and enhances the car's clean lines.



Back-up sensors

They are there, but you have to look more closely. The sensors that activate the back-up warning alarm are now body-coloured.



Gas struts

In a touch of premium car class, the hood and trunk lids are held in place when open by gas-filled struts.



Chrome door handles

Stylish chrome inserts embellish the convenient pull type door handles and adds a touch of elegance.



Dual exhaust

The chrome tipped dual exhaust lends a sporty touch to the refined rear look.




Easy listening

There are additional finger tip controls for the audio system on the steering wheel.



Centre arm rest

The arm rest between the two front seats also covers a couple of storage locations, a tray on top and a bin below.



Rear reading lights

Twin reading lights for rear seat occupants is yet another feature that enhances customer comfort and convenience.



Trunk capacity

There will be no need to economise on the luggage for a long journey – the space in the trunk is simply enormous.

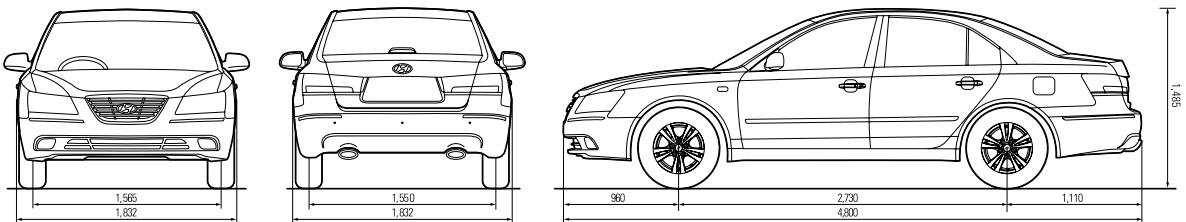
TECHNICAL SPECIFICATIONS

ITEMS	SONATA	
	Petrol	Diesel
DIMENSIONS (mm)		
Overall Length	4,800	
Overall Width	1,832	
Overall Height	1,485	
Wheelbase	2,730	
Ground Clearance	170	
Front Track	1,565	
Rear Track	1,550	
Fuel Tank capacity (litre)	70	
ENGINE		
Type	2.4 DOHC VVT	2.0 CRDi VGT
Displacement	cc 2,359	1,991
Maximum Power	ps/rpm 175 / 6,000	150 / 3,850
Maximum Torque	kgm/rpm 23.8 / 4,000	32.1 / 2,000
TRANSMISSION		
Type	5-speed M/T	6-speed M/T or 4-speed H-Matic
SUSPENSION		
Front	Independent Double Wishbone with Coil Spring & Torsion Bar	
Rear	Independent Multi-link type with Coil Spring & Torsion Bar	
BRAKES		
Front	Ventilated Disc	
Rear	Solid Disc	
TYRE		
Size	215/60 R16 Tubeless	

FEATURES

	SONATA		
	2.4 Petrol	CRDi M/T	CRDi A/T
Safety & security			
Dual Front Airbags with PAB off switch	S	S	S
Front Seat Belt Pretensioners w/ Load Limiter	S	S	S
Front Side Air Bags	0	0	0
Curtain Airbags	0	0	0
Height Adjustable Front Seat Belts	S	S	S
Keyless Entry with Security Alarm	S	S	S
Engine immobiliser	S	S	S
ABS w/EBD	S	S	S
Central Door Locking	S	S	S
Impact sensing door unlock	S	S	S
Door courtesy Lamp	S	S	S
Clutch Lock	S	S	Auto shift lock

DIMENSIONS



unit : mm

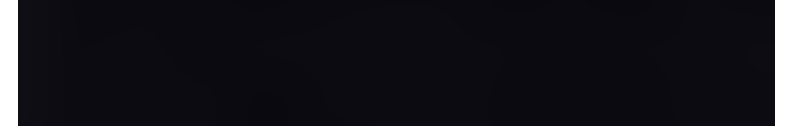
FEATURES

	SONATA		
	2.4 Petrol	CRDi M/T	CRDi A/T
Exterior & interior			
Alloy wheels	S	S	S
Body colour Waistline Moulding	S	S	S
Body Coloured Outside Mirror Housing	S	S	S
Body colour Outside door handles	S (w/ chrome insert)	S (w/ chrome insert)	S (w/ chrome insert)
Body coloured bumper insert	S	S	S
Rear Defogger	S (with timer)	S (with timer)	S (with timer)
Fog Lamps	S	S	S
Auto head lamp off (battery saver)	S	S	S
Chrome tipped Twin Exhaust	S	S	S
Glass Antenna	S	S	S
2-Tone beige Interior	S	S	S
Blue LED illumination	S	S	S
Chrome inside door handles	S	S	S
Woodgrain finish inserts on Steering, dashboard & door panel	S	S	S
Leather Seats & Trim	S	S	S
Leather wrapped steering wheel	S	S	S
Leather finish gear knob	S	S	S
Comfort & convenience			
Tilt & Telescopic Steering	S	S	S
8-Way Adjustable Power Driver seat	S	S	S
Lumbar Support	S	S	S
Fully Automatic temperature control	Dual Zone	Dual Zone	Dual Zone
Smart Key	-	-	S
Rear Parking Sensors	S	S	S
ORVMs - Electric retractable	S	S	S
- Electric adjustable	S	S	S
- Heated	S	S	S
Front center armrest	S (w/ 2 DIN storage)	S (w/ 2 DIN storage)	S (w/ 2 DIN storage)
60 : 40 Split folding Rear seat	S	S	S
Rear Centre Armrest with Cup Holders	S	S	S
Rear AC cooling ducts	S	S	S
Vanity mirror on sunvisor w/ illumination	S (both side)	S (both side)	S (both side)
Sun Glass Holder	S	S	S
Rear reading lights	S	S	S
2-DIN MP3 player with USB and AUX in	S	S	S
Steering with audio remote	S	S	S
Front & Rear Speakers with tweeters	S	S	S
Intermittent wiper & washer	S	S	S
Power outlets - 2 Nos	S	S	S
Front & Rear Power windows w/time lag operation	S	S	S
Driver window w/ pinch guard, auto down & up	S	S	S
Tachometer	S	S	S
Trip computer w/distance to empty & Engine running time	S	S	S

BODY COLOURS




Crystal White GT



Black Diamond FR



Silky Beige DY



Sleek Silver FG

SEAT & TRIM COLOURS



Beige Interior

Wood grain / 2-Tone finish

- * Some of the equipments illustrated or described in this leaflet may not be supplied as standard equipment and may be available at extra cost.
- * The features and specifications stated in this leaflet may not be available in India.
- * Hyundai Motor India reserves the right to change specifications and equipment without prior notice.
- * The colour plates shown may vary slightly from the actual colours due to the limitations of the printing process.
- * Please consult your dealer for full information and availability on colours and trim.

Drive your way™

"Hyundai's total commitment to the customers is helping them live with confidence." Our constant innovations allow us to inspire our customers and deliver what they want at all times.



Hyundai Motor India Limited

A-30, Mohan Cooperative Industrial Estate, Mathura Road, New Delhi-110044
Tel : (011) 4167-8800 Fax : (011) 4167-8811
E-mail : hmidelhi@nde.vsnl.net.in
Website : www.hyundai.co.in