



[www.toyotabharat.com](http://www.toyotabharat.com)

# THE CONQUEROR OF THE WORLD



**NEW  
LAND CRUISER**

THE PRIDE OF THE WORLD

**THE WORLD'S LARGEST TROPICAL RAINFOREST,  
CRISSCROSSED WITH THOUSANDS OF RIVERS.**

— TAMED BY THE LEGEND HIMSELF - LAND CRUISER —

The legendary 4WD, renowned for its ability to conquer some of the most rugged terrains in the world, continues to thrill with its legendary on-road performance as well as off-road, staking its rightful claim as the conqueror of the world!





**THE ICE CAPITAL OF THE WORLD  
AND THE WINDIEST, DRIEST, COLDEST PLACE ON EARTH.  
— CHECKMATED BY THE UNDISPUTED GRAND MASTER - LAND CRUISER —**

True to its unparalleled legacy, the New Land Cruiser effortlessly creates its own roads wherever it may travel, from the farthest corners of the globe to the toughest topographical regions around the earth.

**THE HARSHTEST SAND STORMS, SCORCHING HEAT  
AND THE WORLD'S DEADLIEST DESERT.**

— HUMBLED BY THE REIGNING CHAMPION - LAND CRUISER —

After over 60 years of wandering through every wilderness ever heard, the New Land Cruiser, with a reputation for outwitting the trickiest terrains on the planet, has developed a cult following unmatched by any other SUV in the world.





**THE WORLD'S STEEPEST CANYONS, MOST NATURAL GORGES  
AND THE MOST STUBBORN LANDSCAPES.**

————— **OVERPOWERED BY THE MONARCH HIMSELF - LAND CRUISER** —————

Whether it's kissing the zenith of any mountain, cruising alongside treacherous waterfalls, speeding through thick wild forests or navigating across slippery terrain, this legendary 4WD conquers all that it sets its wheels upon.



## THE CONQUEROR OF TERRAINS, TEMPERATURES, AND COUNTLESS STARES.

A symbol of innovation, quality and capability, the advanced styling of the New Land Cruiser reflects the very essence of power and elegance, personified. With its rugged sophistication, the new and improved exteriors are designed to widen your eyeballs.



■ NEW GRILLE & HOOD DESIGN



■ BI-LED PROJECTOR HEADLAMPS  
WITH LED CLEARANCE LAMPS



■ LED FRONT FOG LAMP



■ NEW ALLOY WHEEL DESIGN



■ CHROME DOOR HANDLE &  
CHROME WINDOW PROFILE



■ LED REAR COMBINATION  
LAMPS

# THE ART OF SOPHISTICATED LUXURY, MASTERED TO PERFECTION.

Designed, crafted and finished to intricate Toyota standards, the New Land Cruiser is an epitome of impeccable style and exceptional interiors. The enigmatic dashboard and centre console showcase a powerful dignity with its distinctive presence.



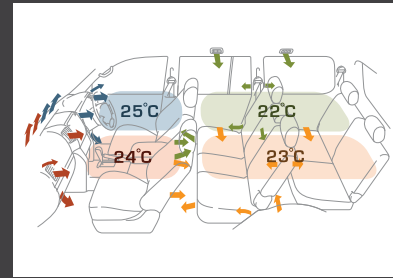
■ NEW LEATHER WRAPPED STEERING WITH HEATER & OTHER CONVENIENT CONTROLS



■ 3D FACE DIALS WITH 4.2 TFT MULTI INFORMATION DISPLAY



■ FOOTWELL LOUNGE ILLUMINATION



■ 4-ZONE AIR CONDITIONING



■ MOONROOF

- EMV Audio System
- Satin Silver Finish with Hairline Aluminium Ornamentation + Leather Centre Console
- Centre Console Sides wrapped with Soft Leather
- Front Seats Heater with Seat AC





## AS VERSATILE AS THE CONQUEROR.

A picture of rare refinement and versatility, the new and improved interiors are pleasing to the eyes and soothing to the senses. And it comes in two new colours - Flaxen and Brown. FLAXEN with a combination of silver ornaments and BROWN & BLACK with a combination of dark brown wooden ornaments.

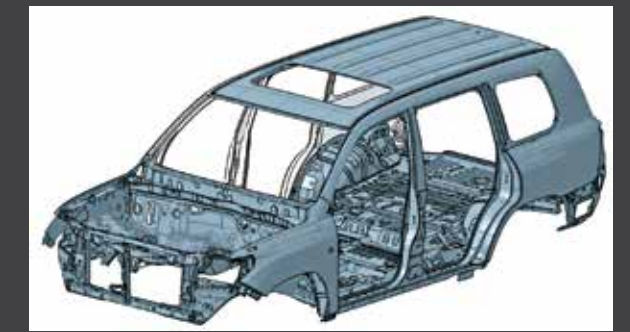


## A LEGENDARY KING'S SHINING ARMOUR.



### ■ HIGH TENSILE STEEL SHEETS

Reduces weight and enhances fuel efficiency



### ■ RUST RESISTANT STEEL SHEETS

Enhances rust-resistant performance thereby increasing durability

■ **IMPACT ALLEVIATION STRUCTURE:** Optimal clearance between hood edge and lock for easy deformation helping in pedestrian protection

■ **REDESIGNED MUD GUARD:** Inner end bent rearwards to achieve both mud splashing and aerodynamic stability

■ **SUSPENSION - TEMS:** **T**oyota **E**lectronic **M**odulated **S**uspension significantly enhances the comfort & convenience of the occupants by integrating vehicle height and suspension damping control, thereby minimizing road interference to provide a stable and comfortable drive

# DISCIPLINES DANGER ON AND OFF THE ROAD.

With VSC

**VEHICLE STABILITY CONTROL**  
Vehicle Stability Control detects lateral skidding during cornering, and automatically controls engine output as well as braking force on each tyre, helping the driver to maintain control.

With ABS      Without ABS

**MULTI-TERRAIN ABS WITH EBD**  
Multi-Terrain ABS uses new control logic that instantly detects off-road driving conditions such as sand and dirt, and automatically switches to the optimum ABS for the surface conditions. With normal ABS activated in on-road driving, EBD ensures balanced braking regardless of occupant/passenger load.



## 10 SRS AIRBAGS

Best-in-class collision protection for cabin occupants comprises Supplemental Restraint System dual-stage driver airbag/front passenger airbag, along with knee airbags for the driver and front-seat passenger, and SRS side and curtain-shield airbags for 1st and 2nd row outer-seat occupants. The front passenger seat is equipped with passenger detection system.



■ **MULTI-TERRAIN MONITOR FUNCTION**  
displays multiple views of surrounding terrain through 4 separate cameras



■ **OPTIMIZED ROLLING RESISTANT TYRES**  
for minimizing rolling energy and improving fuel efficiency

# CRAWL CONTROL SYSTEM

Maintains a constant low speed by automatically controlling both the engine and brakes. Additionally, the system minimises wheel-lock and spin, enhancing vehicle stability and the capability to escape from tight spots.

The Crawl Control feature can be incorporated in various modes.

- LOW
- LOW-MED
- MED
- MED-HI
- HI



# HILL-START & DOWNHILL ASSIST CONTROL

Hill-start Assist Control contributes to smooth hill starts by automatically applying brake pressure to help hold the vehicle whenever rollback is detected.

Downhill Assist Control improves vehicle stability when driving down steep hills by maintaining a slow, constant speed and keeping the wheels from slipping.



**WITHOUT**  
Hill-start Assist Control

**WITH**  
Hill-start Assist Control

# TURN ASSIST

Minimises multiple steering adjustments while executing sharp turns on off-road terrains.

## BRAKE PEDAL AND ACCELERATOR ARE AUTOMATICALLY CONTROLLED



## ESCAPING FROM TIGHT SPOTS



## WORKING OF TURN ASSIST



## ACTIVE HEIGHT CONTROL

Raises and lowers vehicle height (automatically/manually) considering ground covering performance and driving stability at high speeds.



## MULTI-TERRAIN SELECT WITH ACTIVE TRACTION CONTROL

Supports drivability in a variety of off-road conditions like Rock & Dirt, Mogul, Loose Rock, Mud & Sand by adapting the Active Traction Control (A-TRC) braking force and accelerator input appropriately to maintain vehicle stability.

## DRIVE MODE SELECT

Enhances driving pleasure by giving an option of quickly selecting any of the five driving modes, i.e. NORMAL, COMFORT, ECO, SPORT S and SPORTS S+ to match the road conditions.



### OFF-ROAD TERRAIN OPTIONS



■ ROCK & DIRT

■ MOGUL

■ ROCK

■ LOOSE ROCK

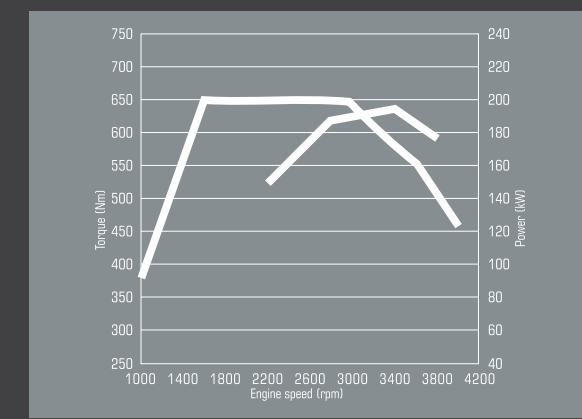
■ MUD & SAND

- **NORMAL MODE:** Provides an optimal balance of fuel economy, quietness, and dynamic performance
- **COMFORT MODE:** Enhanced ride comfort through suspension control
- **ECO MODE:** Improve fuel economy through moderate throttle characteristics and controlling air conditioning operations
- **SPORT S MODE:** Quick and powerful acceleration through transmission and engine controls
- **SPORT S+ MODE:** Sportier driving through enhanced steering and driving stability in addition to transmission and engine controls



## A BOUNDLESS SOURCE OF PURE ENERGY

Harness the engine power with a specially developed transmission and the world's most advanced 4WD system. All with minimal impact on the environment.



■ **4.5L V8 Diesel Engine 1 VD-FTV**  
Toyota's first common-rail V8 engine also debuts with a new twin-turbo system that delivers strong power while reducing fuel consumption as well as emissions.



■ **6-speed Automatic**  
The newly developed 6-speed Super ECT's sequential shift control allows the driver to choose the shift range, delivering the driving control of a manual transmission.



### INTERIOR COLOURS



■ **FLAXEN (NEW)**



■ **BROWN (NEW)**



■ **BLACK**

### COLOURS



**COPPER BROWN MICA (NEW)**



**DARK BLUE MICA (NEW)**



**WHITE PEARL CRYSTAL SHINE**



**SUPER WHITE**



**BEIGE MICA METALLIC**



**SILVER METALLIC**



**BLACK**



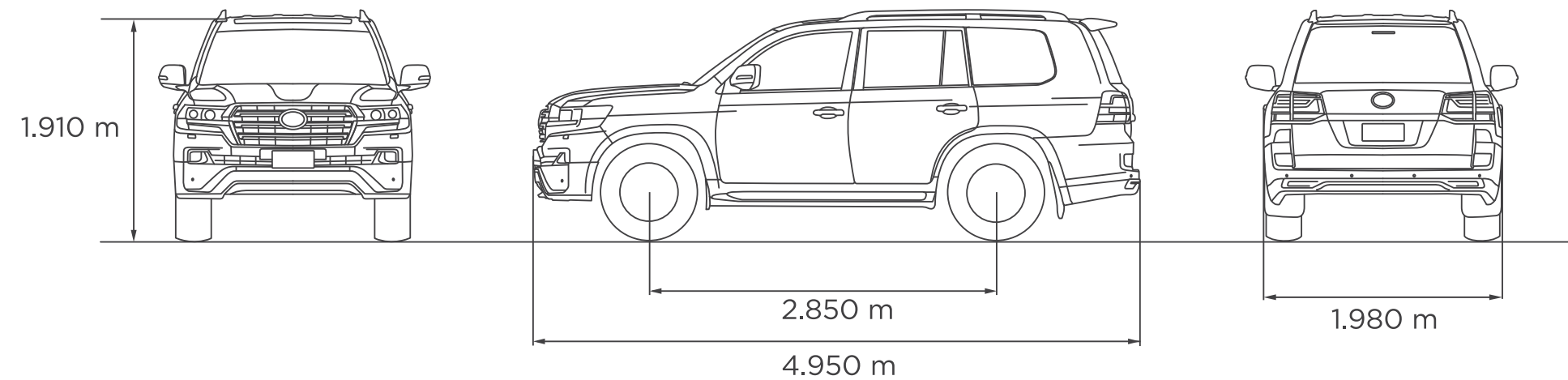
**ATTITUDE BLACK**



**DARK RED MICA METALLIC**



**GREY METALLIC**



The New Land Cruiser's exceptional all-terrain capability realises a smooth and comfortable driving experience.

| DIMENSIONS & WEIGHT    |  |
|------------------------|--|
| Overall LxWxH          | 4.950X1.980X1.910m   |
| Wheelbase              | 2.850 m  |
| Minimum Turning Radius | Tyre: 5.9 m; Body: 6.3 m   |
| Fuel Tank Capacity     | 93ℓ  |
| Seating Capacity       | 7-Seater   |
| Gross Vehicle Weight   | 3350 kgs   |
| ENGINE                 |  |
| Type                   | V8, 1VD-FTV  |
| Displacement           | 4461 cm <sup>3</sup> [cc]  |
| Fuel Type              | Diesel   |
| Max Output             | 195 KW   |
| Max Torque             | 650 Nm   |
| Emission               | Diesel Euro 4 (OBD, EGR)   |
| CHASSIS & TRANSMISSION |  |
| Suspension             | Front: Double Wishbone; Rear: Four-Link with Coil Spring; X-AHC TEMS                                     |
| Stabilizer Bar         | Front & Rear: Torsion Bar  |
| Brake Front/Rear       | Ventilated Disc  |
| Tyres                  | 285/60R 18; Spare-Ground Tyre  |
| Transmission           | 6-Speed Automatic  |
| Drive Type             | Full Time 4WD  |
| EXTERIOR FEATURES      |  |
|                        | Automatic Headlamps: Projector LEDs (LO:BI-LED; HI:LED)  |
|                        | LED Clearance Lamps  |
|                        | Auto Headlamp Leveling with Washers  |
|                        | Front & Rear Fog Lamps   |
|                        | Outside Rear View Mirror: Electric + Heater + Electrochromatic + Memory + Camera                         |
|                        | 10 Spoke New Design Alloys   |
|                        | Outside Door Handles with Plating; Chrome Back Door Garnish + Door Window Lower Frame Moulding in Chrome |
|                        | LED Rear Combination Lamps   |
|                        | Rear Spoiler [with Integrated High Mount Stop Lamp]  |
|                        | Moonroof   |
| INTERIOR FEATURES      |  |
|                        | Illuminated Entry System   |
|                        | Genuine Leather* Upholstery-Flaxen/Black/Brown   |
|                        | Wood Finish Ornamentation-Silver/Dark Brown  |
|                        | Front Seats: Seat Heater + A/C   |
|                        | 2nd Row Seats: Outer Seats with Heater; Armrest with Bottle Holder & Storage; Fold & Tumble              |
|                        | 3rd Row Seats: Space-Up  |
|                        | Auto Dimming Inside Rear View Mirror   |
|                        | Overhead Storage Console   |
|                        | Sunvisor (with Vanity Mirror & Illumination) & Subvisor  |
|                        | Console Box Cooling  |
|                        | Power Outlet: Front 12V + Rear 12V + Third Row AC 220V   |

| COMFORT & CONVENIENCE |  |
|-----------------------|--|
|                       | Drive Modes: Normal, ECO, Comfort, Sport S, Sport S+   |
|                       | Front Windshield: Rain Sensing Wipers & De-icer  |
|                       | Rear Wiper & Defogger  |
|                       | Steering Wheel with Audio + TEL + Voice + MID Controls   |
|                       | Variable Gear Ratio Power Steering   |
|                       | Steering Column: Electric Tilt & Telescopic with Memory  |
|                       | Steering Wheel: 4-Spoke Genuine Leather* Wrapped + Wood Ornamentation + Heater                                   |
|                       | Power Windows: All Door One Touch Up/Down + Jam Protection   |
|                       | Auto Airconditioning with 4-Zone Independent Control   |
|                       | Cruise Control   |
|                       | Audio**: Touch-Screen EMV, JBL 14 Speakers, USB, Aux-in, AM/FM   |
|                       | Smart Entry With Push Start  |
|                       | Park Assist: Back Guide Monitor with Sensors (Front 2, Rear 4)   |
| SAFETY & SECURITY     |  |
|                       | DAC (Downhill Assist Control) - Part of CRAWL  |
|                       | HAC (Hill-start Assist Control)  |
|                       | ABS (Anti-lock Braking System) with EBD (Electronic Brake-force Distribution) and BA (Brake Assist)              |
|                       | 10 Airbags: Front Row Dual & Knee, Curtain & Side  |
|                       | Active Front Seat Headrest   |
|                       | VSC (Vehicle Stability Control)  |
|                       | All Rows ELR Seat Belts; Front Row Pretensioner + Force Limiter; 2nd Row Outer Seats with Pretensioner Seatbelts |
|                       | Tyre Pressure Monitoring System  |
|                       | Immobiliser + Power Siren  |
| OFF-ROAD FEATURES     |  |
|                       | Crawl Control  |
|                       | Multi Terrain Select with A-TRAC [Active Traction Control]   |
|                       | Multi Terrain Monitor [4 Camera Surround Check]  |
|                       | 2nd Gear Start Function  |
|                       | Approach/Departure Angle: 32°/24°  |
|                       | Wading Depth: 0.7 m  |
|                       | Turn Assist  |
|                       | Engine Under Cover & Protector   |
| EXTERIOR COLOURS      |  |
|                       | Super White, White Pearl Crystal Shine   |
|                       | Silver Metallic  |
|                       | Grey Metallic  |
|                       | Black, Attitude Black  |
|                       | Dark Red Mica Metallic, Beige Mica Metallic  |
|                       | Copper Brown Mica, Dark Blue Mica  |

\* Materials other than Genuine Leather are also applicable in Upholstery | \*\* NO NAVI, NO WIFI

**UNMATCHED WARRANTY\***

3 years / 1,00,000kms

\*Conditions Apply

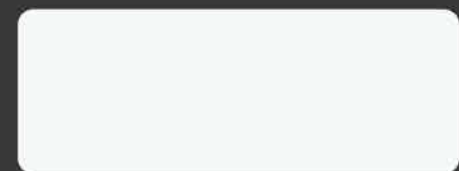


Note: Vehicles pictured and specifications detailed in the brochure are country specific and may vary between models and equipment. Addition of extra features may change figures in this chart. Toyota Kirloskar Motor Pvt. Ltd. reserves the right to alter any detail of specification and equipment without notice. Actual colour of vehicle body & upholstery might differ slightly from the images depicted in this brochure. Features are grade specific.

For more info Talk to Toyota at 1800-425-0001 (Toll free) or +91-80-66293001 (Direct Dial)

Follow us on:   

\*\* Insurance is the subject matter of solicitation. Products are offered by associate insurance companies. Conditions apply.



**Is your Land Cruiser dealer**