



[www.toyotabharat.com](http://www.toyotabharat.com)

# THE CONQUEROR OF THE WORLD



**NEW  
LAND CRUISER**

**THE PRIDE OF THE WORLD**

**THE WORLD'S LARGEST TROPICAL RAINFOREST,  
CRISSCROSSED WITH THOUSANDS OF RIVERS.**

— TAMED BY THE LEGEND - LAND CRUISER —

The legendary 4WD, renowned for its ability to conquer some of the most rugged terrains in the world, continues to thrill with its legendary on-road performance as well as its off-road capability, staking its rightful claim as the conqueror of the world!





**THE ICE CAPITAL OF THE WORLD  
AND THE WINDIEST, DRIEST, COLDEST PLACE ON EARTH.**

— CHECKMATED BY THE UNDISPUTED GRAND MASTER - LAND CRUISER —

True to its unparalleled legacy, the New Land Cruiser effortlessly creates its own roads wherever it travels, from the farthest corners of the globe to the toughest topographical regions around the earth.

**THE HARSHTEST SAND STORMS, SCORCHING HEAT  
AND THE WORLD'S DEADLIEST DESERT.**  
—— HUMBLED BY THE REIGNING CHAMPION - LAND CRUISER ——

After over 60 years of wandering through every wilderness ever heard, the New Land Cruiser, with a reputation for outwitting the trickiest terrains on the planet, has developed a cult following unmatched by any other SUV in the world.





**THE WORLD'S STEEPEST CANYONS, MOST NATURAL GORGES  
AND THE MOST STUBBORN LANDSCAPES.**

————— **OVERPOWERED BY THE MONARCH - LAND CRUISER** —————

Whether it's kissing the zenith of any mountain, cruising alongside treacherous waterfalls, speeding through thick wild forests or navigating across slippery terrain, this legendary 4WD conquers all that it sets its wheels upon.




## THE CONQUEROR OF TERRAINS, TEMPERATURES, AND COUNTLESS STARES.

A symbol of innovation, quality and capability, the advanced styling of the New Land Cruiser reflects the very essence of power and elegance, personified. With its rugged sophistication, the new and improved exteriors are designed to widen your eyeballs.

■ FULLY AUTOMATIC POWER BACK DOOR WITH SPLIT TAIL GATE



■ NEW GRILLE & HOOD DESIGN



■ BI-LED PROJECTOR HEADLAMPS WITH DRL & LED CLEARANCE LAMPS



■ LED FRONT FOG LAMP



■ NEW ALLOY WHEEL DESIGN



■ CHROME DOOR HANDLE & CHROME WINDOW PROFILE



■ LED REAR COMBINATION LAMPS

# THE ART OF SOPHISTICATED LUXURY, MASTERED TO PERFECTION.

Designed, crafted and finished to intricate Toyota standards, the New Land Cruiser is an epitome of impeccable style and exceptional interiors. The enigmatic dashboard and centre console showcase a powerful dignity with its distinctive presence.



■ NEW LEATHER WRAPPED STEERING WITH HEATER & OTHER CONVENIENT CONTROLS



■ 3D FACE DIALS WITH 4.2 TFT MULTI INFORMATION DISPLAY



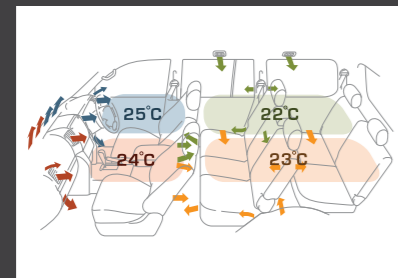
■ DUAL REAR SEAT ENTERTAINMENT SYSTEM



■ WIRELESS PHONE CHARGER\*



■ FOOTWELL LOUNGE ILLUMINATION



■ 4-ZONE AIR CONDITIONING



■ MOONROOF

- EMV Audio System
- Satin Silver Finish with Hairline Aluminium Ornamentation + Leather Centre Console
- Centre Console Sides wrapped with Soft Leather
- Front Seats Heater with Seat AC

\*Applicable for selected mobile phone models.



## AS VERSATILE AS THE CONQUEROR.

A picture of rare refinement and versatility, the new and improved interiors are pleasing to the eyes and soothing to the senses. And it comes in a new colour. The neutral BEIGE interiors come with a combination of silver ornaments.



## **AS GRACEFUL AS THE THRONE.**

The interiors also come in an alternate hue of BLACK and BROWN with a combination of dark brown ornaments. What's more, the Dual Rear Seat Entertainment System ensures the most premium and elevated passenger experience.

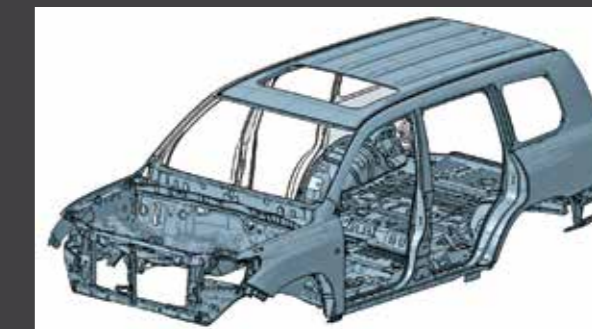


## A LEGENDARY KING'S SHINING ARMOUR.



### ■ HIGH TENSILE STEEL SHEETS

Reduces weight and enhances fuel efficiency



### ■ RUST RESISTANT STEEL SHEETS

Enhances rust-resistant performance thereby increasing durability

■ **IMPACT ALLEVIATION STRUCTURE:** Optimal clearance between hood edge and lock for easy deformation helping in pedestrian protection

■ **REDESIGNED MUD GUARD:** Inner end bent rearwards to achieve both mud splashing and aerodynamic stability

■ **SUSPENSION - TEMS:** Toyota Electronic Modulated Suspension significantly enhances the comfort & convenience of the occupants by integrating vehicle height and suspension damping control, thereby minimizing road interference to provide a stable and comfortable drive

# DISCIPLINES DANGER ON AND OFF THE ROAD.

With VSC

**VEHICLE STABILITY CONTROL**  
Vehicle Stability Control detects lateral skidding during cornering, and automatically controls engine output as well as braking force on each tyre, helping the driver to maintain control.

With ABS      Without ABS

**MULTI-TERRAIN ABS WITH EBD**  
Multi-Terrain ABS uses new control logic that instantly detects off-road driving conditions such as sand and dirt, and automatically switches to the optimum ABS for the surface conditions. With normal ABS activated in on-road driving, EBD ensures balanced braking regardless of occupant/passenger load.



## 10 SRS AIRBAGS\*

Best-in-class collision protection for cabin occupants comprises Supplemental Restraint System dual-stage driver airbag\*/front passenger airbag\*, along with knee airbags\* for the driver and front-seat passenger, and SRS side and curtain-shield airbags\* for 1st and 2nd row outer-seat occupants. The front passenger seat is equipped with passenger detection system.

\*For more details on the functioning of Airbags please refer to the owner's manual



■ **MULTI-TERRAIN MONITOR FUNCTION**  
displays multiple views of surrounding terrain through 4 separate cameras



■ **OPTIMIZED ROLLING RESISTANT TYRES**  
for minimizing rolling energy and improving fuel efficiency

# CRAWL CONTROL SYSTEM

Maintains a constant low speed by automatically controlling both the engine and brakes. Additionally, the system minimises wheel-lock and spin, enhancing vehicle stability and the capability to escape from tight spots.

The Crawl Control feature can be incorporated in various modes.

- LOW
- LOW-MED
- MED
- MED-HI
- HI



# HILL-START & DOWNHILL ASSIST CONTROL

Hill-start Assist Control contributes to smooth hill starts by automatically applying brake pressure to help hold the vehicle whenever rollback is detected.

Downhill Assist Control improves vehicle stability when driving down steep hills by maintaining a slow, constant speed and keeping the wheels from slipping.



**WITHOUT**  
Hill-start Assist Control

**WITH**  
Hill-start Assist Control

# TURN ASSIST

Minimises multiple steering adjustments while executing sharp turns on off-road terrains.


## BRAKE PEDAL AND ACCELERATOR ARE AUTOMATICALLY CONTROLLED



## ESCAPING FROM TIGHT SPOTS



## WORKING OF TURN ASSIST



## ACTIVE HEIGHT CONTROL

Raises and lowers vehicle height (automatically/manually) considering ground covering performance and driving stability at high speeds.



## MULTI-TERRAIN SELECT WITH ACTIVE TRACTION CONTROL

Supports drivability in a variety of off-road conditions like Rock & Dirt, Mogul, Loose Rock, Mud & Sand by adapting the Active Traction Control (A-TRC) braking force and accelerator input appropriately to maintain vehicle stability.

## DRIVE MODE SELECT

Enhances driving pleasure by giving an option of quickly selecting any of the five driving modes, i.e. NORMAL, COMFORT, ECO, SPORT S and SPORTS S+ to match the road conditions.



### OFF-ROAD TERRAIN OPTIONS



■ ROCK & DIRT


■ MOGUL

■ ROCK

■ LOOSE ROCK

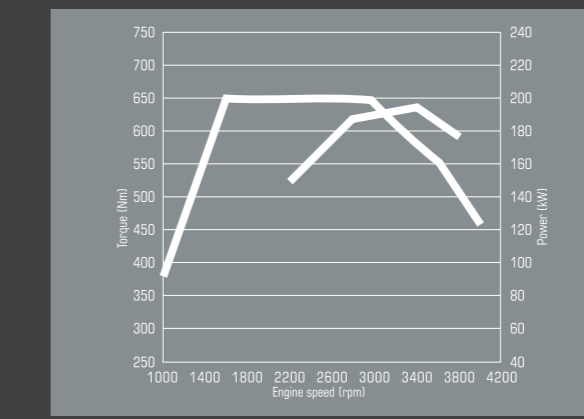
■ MUD & SAND

- **NORMAL MODE:** Provides an optimal balance of fuel economy, quietness, and dynamic performance
- **COMFORT MODE:** Enhanced ride comfort through suspension control
- **ECO MODE:** Improve fuel economy through moderate throttle characteristics and controlling air conditioning operations
- **SPORT S MODE:** Quick and powerful acceleration through transmission and engine controls
- **SPORT S+ MODE:** Sportier driving through enhanced steering and driving stability in addition to transmission and engine controls



## A BOUNDLESS SOURCE OF PURE ENERGY

Harness the engine power with a specially developed transmission and the world's most advanced 4WD system. All with minimal impact on the environment.



■ **4.5L V8 Diesel Engine 1 VD-FTV**  
Toyota's first common-rail V8 engine also debuts with a new twin-turbo system that delivers strong power while reducing fuel consumption as well as emissions.



■ **6-speed Automatic**  
The newly developed 6-speed Super ECT's sequential shift control allows the driver to choose the shift range, delivering the driving control of a manual transmission.



### INTERIOR COLOURS



■ NEUTRAL BEIGE (NEW)



■ BROWN



■ BLACK

### COLOURS



COPPER BROWN MICA



DARK BLUE MICA



WHITE PEARL CRYSTAL SHINE



SUPER WHITE



BEIGE MICA METALLIC



SILVER METALLIC



BLACK



ATTITUDE BLACK

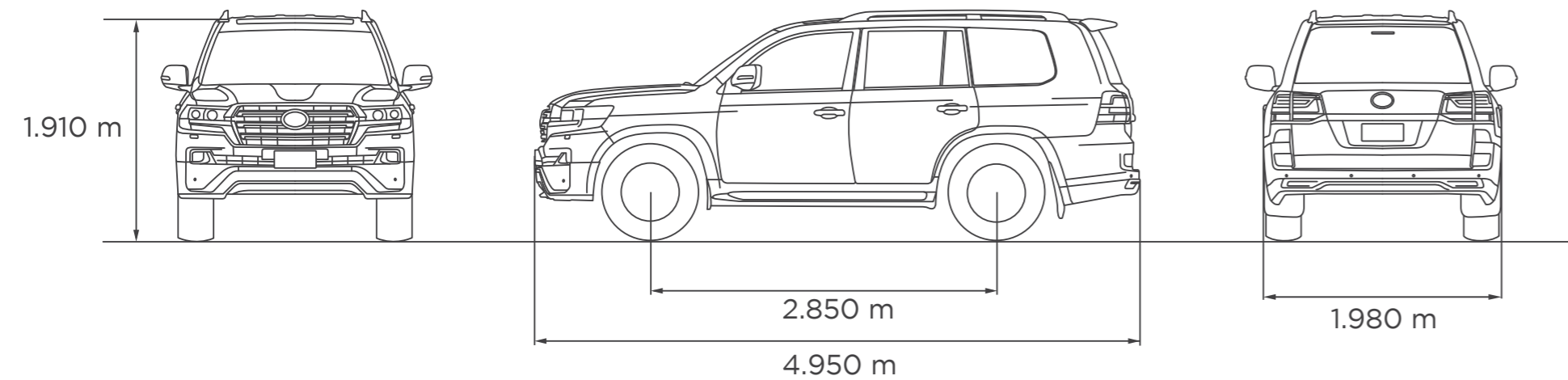


DARK RED MICA METALLIC



GREY METALLIC

Note: Models shown are country specific and the actual colour of the vehicle may differ from the pictures shown above.



The New Land Cruiser's exceptional all-terrain capability realises a smooth and comfortable driving experience.

DIMENSIONS & WEIGHT	
Overall LxWxH	4.950X1.980X1.910 m
Wheelbase	2.850 m
Minimum Turning Radius	Tyre: 5.9 m; Body: 6.3 m
Fuel Tank Capacity	93 ℓ
Seating Capacity	7-Seater
Gross Vehicle Weight	3350 kgs
ENGINE	
Type	V8, 1VD-FTV
Displacement	4461 cm <sup>3</sup> [cc]
Fuel Type	Diesel
Max Output	195 KW
Max Torque	650 Nm
Emission	Diesel Euro 4 (OBD, EGR)
CHASSIS & TRANSMISSION	
Suspension	Front: Double Wishbone; Rear: Four-Link with Coil Spring; X-AHC TEMS
Stabilizer Bar	Front & Rear: Torsion Bar
Brake Front/Rear	Ventilated Disc
Tyres	285/60R 18; Spare-Ground Tyre
Transmission	6-Speed Automatic
Drive Type	Full Time 4WD
EXTERIOR FEATURES	
	Automatic Headlamps: Projector LEDs (LO:BI-LED; HI:LED)
	LED Clearance Lamps
	Auto Headlamp Leveling with Washers
	Front & Rear Fog Lamps
	Outside Rear View Mirror: Electric + Heater + Electrochromatic + Memory + Camera
	10 Spoke New Design Alloys
	Outside Door Handles with Plating; Chrome Back Door Garnish + Door Window Lower Frame Moulding in Chrome
	LED Rear Combination Lamps
	Fully Automatic Power Back Door with Split Tail Gate
	Rear Spoiler [with Integrated High Mount Stop Lamp]
	Moonroof
INTERIOR FEATURES	
	Illuminated Entry System
	Genuine Leather* Upholstery-Flaxen/Black/Brown
	Wood Finish Ornamentation-Silver/Dark Brown
	Front Seats: Seat Heater + A/C
	2nd Row Seats: Outer Seats with Heater; Armrest with Bottle Holder & Storage; Fold & Tumble
	3rd Row Seats: Space-Up
	Auto Dimming Inside Rear View Mirror
	Overhead Storage Console
	Sunvisor (with Vanity Mirror & Illumination) & Subvisor
	Console Box Cooling
	Power Outlet: Front 12V + Rear 12V + Third Row AC 220V

COMFORT & CONVENIENCE	
	Drive Modes: Normal, ECO, Comfort, Sport S, Sport S+
	Front Windshield: Rain Sensing Wipers & De-icer
	Rear Wiper & Defogger
	Steering Wheel with Audio + TEL + Voice + MID Controls
	Variable Gear Ratio Power Steering
	Steering Column: Electric Tilt & Telescopic with Memory
	Steering Wheel: 4-Spoke Genuine Leather* Wrapped + Wood Ornamentation + Heater
	Power Windows: All Door One Touch Up/Down + Jam Protection
	Auto Airconditioning with 4-Zone Independent Control
	Cruise Control
	Audio**: Touch-Screen EMV, JBL 14 Speakers, USB, Aux-in, AM/FM
	Wireless Phone Charger
	Dual Rear Seat Entertainment System
	Smart Entry With Push Start
	Park Assist: Back Guide Monitor with Sensors (Front 2, Rear 4)
SAFETY & SECURITY	
	DAC (Downhill Assist Control) - Part of CRAWL
	HAC (Hill-start Assist Control)
	ABS (Anti-lock Braking System) with EBD (Electronic Brake-force Distribution) and BA (Brake Assist)
	10 Airbags*: Front Row Dual & Knee, Curtain & Side
	Active Front Seat Headrest
	VSC (Vehicle Stability Control)
	All Rows ELR Seat Belts; Front Row Pretensioner + Force Limiter; 2nd Row Outer Seats with Pretensioner Seatbelts
	Tyre Pressure Monitoring System
	Immobiliser + Power Siren
OFF-ROAD FEATURES	
	Crawl Control
	Multi Terrain Select with A-TRAC [Active Traction Control]
	Multi Terrain Monitor [4 Camera Surround Check]
	Adaptive Ride Height Control
	2nd Gear Start Function
	Approach/Departure Angle: 0.42 rad/0.56 rad
	Wading Depth: 0.7 m
	Turn Assist
	Engine Under Cover & Protector
EXTERIOR COLOURS	
	Super White, White Pearl Crystal Shine
	Silver Metallic
	Grey Metallic
	Black, Attitude Black
	Dark Red Mica Metallic, Beige Mica Metallic
	Copper Brown Mica, Dark Blue Mica

\* Materials other than Genuine Leather are also applicable in Upholstery | \*\* NO NAVI, NO WIFI

\*For more details on the functioning of Airbags please refer to the owner's manual



[www.toyotaconnect.in](http://www.toyotaconnect.in)

**UNMATCHED WARRANTY\***

3 years / 1,00,000kms  
\*Conditions Apply



For more information, visit [www.toyotabharat.com](http://www.toyotabharat.com) You can Talk to Toyota at 1800-425-0001 (BSNL/MTNL Toll Free No.) or +91-80-66293001 (Direct No.)

Note: Vehicles pictured and specifications detailed in this brochure may vary between models and equipment. Addition of extra features may change figures in this chart. Toyota Kirloskar Motor Pvt. Ltd. reserves the right to alter the details of specifications and equipment without a notice. Actual colour of the vehicle body & upholstery might differ slightly from the images depicted in this brochure. Features are grade specific.

\*\* Insurance is the subject matter of solicitation. Products are offered by associate insurance companies. Conditions apply.

Follow us on:   



**Is your Land Cruiser dealer**