



VOLVO

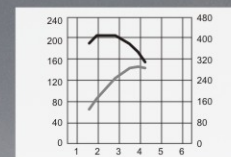
[www.volvocars.in](http://www.volvocars.in)

# XC90



## THE BIGGER THE IDEA, THE MORE MOMENTUM IT GAINS

Built around you from the ground up as one solid unit, the Volvo XC90 makes a big impact by bringing comfort and substance together. Commanding exterior, outstanding ergonomics, rich appointments, and innovative safety features make it the grandest movement on the road. An all terrain marvel, Volvo XC90 boasts of a D5 engine which releases power up to 200 HP with 420 Nm torque, while making you feel at home on any land.



D5 - 200 hp/420 Nm



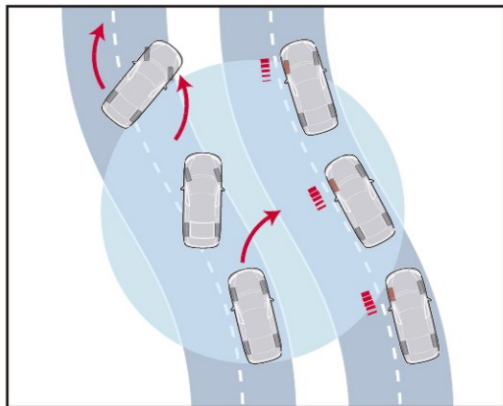


## WHEN IT COMES TO LUXURY, BIGGER IS BETTER

Each occupant on the 7 seats experiences an independent sphere of superior comfort. The fine hide upholstery, wood inlays, leather gear knob add to the atmosphere of magnificence and showcase how well the SUV has been designed around you. Three rows of air conditioning vents, sturdy suspension and a high ground clearance make the XC90 ideal for the challenging Indian roads.

## THE LUXURY OF BEING ON THE SAFE SIDE


The high level of safety you enjoy in the cabin of XC90 is the result of many sophisticated advances in constant research and innovation. Features like Roll Stability Control and Dynamic Stability Traction Control give you complete command on any terrain. Whiplash Protection System and Side Impact Protection System among other safety features confirm that the SUV is the safest bet on the road.



Dynamic Stability & Traction Control (DSTC)



Whiplash Protection System (WHIPS)



Side Impact Protection System (SIPS)

## STANDARD FEATURES IN D5 SUMMUM

### CLIMATE

Air Quality System  
Electronic Climate Control  
3<sup>rd</sup> Row Airconditioning (Includes C-Pillar Vent)  
B-Pillar Air Ventilation  
Tinted Windscreen  
IR Reflective Wind Screen & Front Doors  
Sunroof

### LOCKING AND SECURITY SYSTEMS

Door Key Alarm Activation  
MMS (Mass Movement Sensor)  
Key Integrated Remote Control, Central Locking  
Load Cover, Luggage Compartment  
Home Safe Lighting & Approach Light  
Power Child Lock, Rear Doors  
Laminated Glasses, Side Doors  
Volvo Guard Alarm

### INTERIOR

Leather Seats  
Power Seat Driver with Memory  
Power Seat Passenger  
Heated Front Seats  
7 Seats, Second Row Seats Individually Adjustable  
Aluminium Inlays  
Gear Lever Knob in Red Wood

Leather Gear Shift Knob  
Red Wood, Executive  
Automatically Dimmed Inner Mirror  
Illuminated Vanity Mirror, Driver & Passenger  
Cup Holder & Ashtray, Tunnel Console  
Water Repellent Side Windows  
Rain Sensor  
12v Outlet in Luggage Compartment  
Lockable Glovebox

### EXTERIOR

Silver Roof Rails  
Heated and Electrically Adjustable Outer Mirrors  
Memory (Driver's Seat and Ext. Mirrors)  
Retractable Rear View Mirrors  
Active Bi-Xenon Headlights

### SUPPORT SYSTEMS

Compass  
Cruise Control  
Park Assist Rear

### SAFETY

2 Step Airbag, Drivers/Passenger Side  
SIPS Airbags & Inflatable Curtains  
Whiplash Protection, Front Seats  
Pyrotechnical Pretensioners, Front/Rear  
Cut-Off Switch Passenger Airbag  
ISO-Fix, Child Seat Attachment, Rear Seat

Antilock Brake System (ABS)  
Emergency Brake Light, Flashing  
Intelligent Driver Information System

### AUDIO, ENTERTAINMENT & TELEMATICS

Rear Seat Entertainment System  
High Performance Audio System  
Single CD Player with Mp3 Decoder  
Aux in/IPOD Function  
Audio Controls in Steering Wheel with Rotary Function  
Bluetooth Handsfree and Audiostreaming

### CHASSIS

Comfort Chasis  
Dynamic Stability Traction Control (DSTC)  
Roll Stability Control  
EBA (Electronic Brake Assistance)  
Brake Discs 17"  
Drive Away Release, Electrical Parking Brake  
Nivomat Suspension

### TRANSMISSION/ENGINE

Automatic 6-Speed FWD  
Electronically Controlled AWD Coupling

### WHEELS

235/65R17 NEPTUNE Silver Stone  
Lockable Wheel Bolts for Alloy Wheels



614 Ice White Metallic



477 Electric Silver Metallic



700 Twilight Bronze Metallic



487 Ember Black Metallic



498 Caspian Blue Metallic



492 Savile Grey Metallic

## SPECIFICATIONS

	D5
Engine Type	In-Line 5 Cyl. Twin Turbo diesel
Max. Power Output, HP/rpm	200/3900
Max. Torque, Nm	420
Length (mm)	4807
Height (mm)	1784
Width (mm)	2112
Wheel Base (mm)	2857
Ground Clearance (mm)	218
Capacity (ccm)	2400

Specifications & features are subject to change without prior notice.  
Accessories shown may not be a part of standard equipments.  
Colours may not match due to printing limitations.

