

BMW 5 Series
Touring

www.bmw.com



Sheer
Driving Pleasure




THE NEW BMW 5 SERIES TOURING.

JOY IS AN EXPLORATION OF BEAUTY.

BMW EfficientDynamics
Less emissions. More driving pleasure.





IDEALS ARE SHAPED BY IDEAS.

Beauty, they say, is in the eye of the beholder. The beauty of a BMW has its origin in ideas. In the case of the new BMW 5 Series Touring, the designers' idea was to explore the beauty of dynamism. They chose lines that are as powerful as they are elegant. They created an elongated front section that hints at dynamic ability and at the same time lowers fuel consumption. In the interior they achieved the difficult feat of creating harmony through high tension. Find out more about joy as an exploration of beauty: www.bmw.com/5seriesTouring





FASCINATION.

AESTHETIC APPEAL ... TURNING EACH
MOMENT INTO A MEMORABLE EXPERIENCE.



The new BMW 5 Series Touring boasts perfect proportions that create an ideal balance between elegance and sporting appeal. The design is dominated by distinctive lines, from the short front overhang to the muscular tail. The elongated bonnet and long wheelbase lend the vehicle an athletic stance. But this is a car that has to be driven to appreciate its full aesthetic appeal and experience its breathtaking dynamic performance. It makes every day with the new BMW 5 Series Touring a joy.

www.bmw.com/5seriesTouring





EXCITEMENT.

**ENHANCED DRIVING PLEASURE, REDUCED FUEL CONSUMPTION.
WHO WOULD HAVE THOUGHT?
BMW EFFICIENT DYNAMICS.**

In the new BMW 5 Series Touring, anticipation turns into exhilaration within seconds. You start the engine, accelerate and immediately become aware that you have never had such an intense road experience before. You yourself can define the parameters of this experience – sporty or comfortable. With the optional Dynamic Driving Control, one press of a button is enough to adjust the driving characteristics of the new BMW 5 Series Touring to your preferences. And to ensure that you can enjoy each kilometre to the full, BMW EfficientDynamics is on board as well: a multi-award-winning technology package that ensures considerably reduced fuel consumption, combined with significantly enhanced power.

➤ www.bmw.com/EfficientDynamics










**EFFICIENCY IS MEASURED
BY DRIVING ENJOYMENT.**

The new BMW 5 Series Touring demonstrates in the most emphatic manner how to get more driving pleasure out of every last drop of fuel. BMW EfficientDynamics reduces fuel consumption without diminishing the exhilaration of the drive – on the contrary. Simply enjoy more agility in every bend, and more acceleration on every straight, with a clean conscience. And make full use of the BMW EfficientDynamics potential. The latest engine generation, intelligent lightweight construction, the Optimum Shift Indicator, Brake Energy Regeneration and the Auto Start/Stop function all do their part to reduce fuel consumption and emissions – while allowing you to enjoy an even more dynamic drive.

➤ www.bmw.com/EfficientDynamics

**THE POWER OF AN ATHLETE.
THE DELICATE TOUCH OF AN ARTIST: THE ENGINES.**

Power demands precision. The new BMW 5 Series Touring is a case in point. The immediate response and smooth running of its engines are apparent as soon as you set off. Our engineers have once again taken powertrain refinement to a new level. This is thanks to the multitude of innovations featured in the new BMW 5 Series Touring – from High Precision Injection to BMW TwinPower Turbo technology. The result is minimal fuel consumption, and a new benchmark for driving enjoyment.







NETWORKING.

A UNIQUE CONNECTION BETWEEN DRIVER,
VEHICLE AND ENVIRONMENT. BMW CONNECTED DRIVE.

BMW ConnectedDrive is the sum of all BMW technologies enabling the efficient networking of vehicles and their occupants with the outside world. There are optional BMW ConnectedDrive assistance systems for every situation, providing you with a high level of safety, convenience and infotainment. These include Office functionality using the Bluetooth interface, the automatic emergency call function activated in the event of an accident, and the innovative Head-up Display, which projects important information directly onto the windscreen. These innovative systems make driving easier and less stressful. When parking, for example, BMW ConnectedDrive ensures that even tight parking spaces are easy to get into.

The optional Park Assistant automatically measures the size of a parking space. At the press of a button, the system will then steer the vehicle into the available space by itself – all you need to do is to operate the accelerator and brake pedals. Further support is provided by the optional Surround View: this system allows you to see more in situations that would otherwise be difficult to judge. These are just two examples of how BMW ConnectedDrive supports the driver.

www.bmw.com/ConnectedDrive



EXPERIENCING.

EVERY DAY BRINGS NEW OPPORTUNITIES. WITH THE NEW BMW 5 SERIES TOURING, YOU ARE READY FOR ALL OF THEM.

The versatility of the new BMW 5 Series Touring is immediately apparent. Its rear seatback has three fold-down sections (40:20:40), so you will always have the precise amount of space in the load bay that you need. To drop in a small item, you don't need to open the entire tailgate, but can simply open the rear window. Large, bulky items are managed with the same ease – the optional luggage compartment package allows adjustment of the rear seatback angle, increasing luggage capacity by up to 30 litres. Original BMW Accessories add even more flexibility. Using the optional BMW bicycle carrier, you can transport up to two bikes in the load bay of the new BMW 5 Series Touring. So if the mood should ever strike you to switch to a different means of transport for a couple of hours, you can.







ENJOYING.

AN AMBIENCE THAT MAKES YOU FEEL
YOU'VE ARRIVED BEFORE YOU SET OFF.




As soon as you feel the quality of the workmanship, your visual impression is confirmed: the interior of the new BMW 5 Series Touring is a sensuous experience. Soft leather and select wood trims are available as options, making for an especially elegant ambience. To maximise driving enjoyment, all the ergonomically designed controls are oriented towards the driver. Every passenger has lots of room. In fact, it's so pleasant, it's hard to think of a better place to be.



WELCOME TO YOUR HOME FROM HOME.

The interior of the new BMW 5 Series Touring is as functional as it is elegant and comfortable. It features quality materials, including optional wood trims and nappa leather upholstery, that have been put together with great attention to detail. Taut lines and horizontal design elements make for a modern ambience. The elongated design of the instrument panel continues via the side trim all the way to the rear, creating a harmonious sense of space. Passengers do not just enjoy a generous amount of room – both the front and the rear passengers also benefit from unique equipment features that maximise comfort: from the optional 4-zone automatic air conditioning, enabling passengers to choose individualised air conditioning settings for each seat, to the optional rear-seat entertainment system Professional, comprising two 9.2-inch monitors, a separate DVD drive and easy-to-use controls. And finally: the sound. The 16 high-end loudspeakers of the optional HiFi system Professional create the brilliant acoustics of a concert hall in your BMW 5 Series Touring, at the push of a button.





5 MINUTES IN THE NEW BMW 5 SERIES TOURING.

**Falling in love only takes 3 seconds.
Forming a deep, lasting friendship
takes 4 minutes and 57 seconds
longer.**

The first date is always special. What do the first five minutes in the new BMW 5 Series Touring feel like? BMW Magazine researched the issue and documented the results. First things first: the interior promises sheer driving pleasure.

0:07 Operating the door handle is the first indication of things to come. The door opens with that satisfying “clunk” that is the unmistakable sign of first-class materials and precise workmanship. You take a seat behind the steering wheel and immediately feel at home. Every detail is right where you would expect it to be. You close the door; the last couple of inches, the door moves by itself, pulling itself shut with hardly a noise.

1:12 The clear cockpit layout and the four characteristic circular dials in the instrument panel seem pleasantly familiar. High-quality materials make for a superb look and feel. Your fingertips caress the different types of surfaces. Your thumbs explore the ten buttons on the steering wheel, the cruise control switch and the dial for phone numbers and radio stations. Ergonomic perfection meets fine workmanship.



2:47 It's so quiet, almost as though the world had been wrapped up in cotton wool. Your senses become more acute. Everything is focused on the driver; the centre console and gear selector lever are inclined towards you. Touching the buttons and controls with your fingertips, you appreciate their precise response. As you reach for them, the forward rotation of the shoulder feels familiar: it is just like trying on a tailored suit.



3:31 Press the Start button, and the vehicle's displays and functions come to life. As soon as you operate the iDrive Controller, you realise how precise and intuitive it feels. Clear instructions on the brightly lit display help you connect your mobile phone and MP3 player in no time. Everything works together smoothly, as if all parties involved had practised a long time for this moment.

4:55 It is fun getting to know this car. A little exciting, too, inspiring, like the first day at a job that you have long looked forward to. And then: the first press of the accelerator pedal. Still in idle. You hear the power of the engine, feel its dynamic potential, can't wait to get going. The accelerator pedal transmits its joy of movement straight to the driver. From then on, one thing is certain: you won't really want to stop again.



THINKING AHEAD.

**CUTTING-EDGE TECHNOLOGY:
THE FUTURE IS HERE TODAY.**



Having invented driving pleasure, our aim is to enhance it further, to keep taking it to new levels – using innovative technologies that don't just move your BMW from A to B, but also move your emotions while doing so. Examples are the optional BMW ConnectedDrive functions, the revolutionary Integral Active Steering, or the powerful and efficient engines. Experience the technologies of tomorrow today, in the new BMW 5 Series Touring. It is all in line with the guiding BMW principle which says that progress is measured by increased driving pleasure.



BMW EFFICIENT DYNAMICS TAKES LITTLE AND GIVES A LOT.

Efficient vehicles accelerate from 0 to 100 km/h in 4.8 seconds. Efficient vehicles are extremely aerodynamic. Efficient vehicles captivate the eye before they have even started moving.

Sports cars consume only 3.8 litres of diesel per 100 kilometres. Sports cars are refuelled at an electric socket.

Efficient sports cars like the **Concept Car BMW Vision EfficientDynamics** make the impossible possible, demonstrating that the vision of highly efficient mobility combined with pure emotion can soon become a reality.



High Precision Injection.

This latest-generation petrol direct injection system features injectors located right next to the spark plugs. They inject fuel at high pressure with maximum precision, ensuring particularly efficient combustion.

BMW TwinPower Turbo technology.

This innovative turbocharging technology efficiently reclaims the energy contained in exhaust gases, using two turbochargers (535d) or a TwinScroll charger (535i).

8-speed automatic transmission Steptronic.

The close spacing of gear ratios in the new optional 8-speed automatic transmission (standard on 535d) enables maximum use of the optimum rev range, lowering fuel consumption and enhancing shift comfort.

BMW EfficientDynamics
Less emissions. More driving pleasure.



With its ongoing, tireless research effort, BMW is developing innovations and pioneering eco-friendly mobility. Like every BMW, the new BMW 5 Series Touring comes with the comprehensive, multi-award-winning BMW EfficientDynamics technology package. Together, the various BMW EfficientDynamics features minimise fuel consumption and CO₂ emissions while maximising power and dynamic performance. Less emissions, more driving pleasure – a contradiction that BMW has resolved, once and for all. Benefiting both the environment and the driver, BMW EfficientDynamics saves money and CO₂.

Air vent control.

A sensor constantly determines the engine's current cooling requirements, rendering a permanent air stream through the radiator unnecessary. The air vents in front of the radiator open or close depending on the environmental temperature and road speed. When shut they improve aerodynamics, shorten the engine's warm-up time and thus reduce fuel consumption.

Optimum Shift Indicator.

Timely gearshifts are one of the most effective and easiest ways to save fuel. This is where the Optimum Shift Indicator provided in conjunction with the 6-speed manual transmission comes in. It shows the driver which gear to use in order to save fuel.

Electric Power Steering.

Unlike conventional, hydraulic steering systems, electric steering only uses energy during actual steering. When the steering wheel position is constant the electric motor is inactive.

Brake Energy Regeneration.

Brake Energy Regeneration means that the generator usually only generates electricity when the driver either takes the foot off the accelerator or brakes – previously unused kinetic energy is converted into electrical energy and fed into the battery.

Standard/optional equipment.



□ **Xenon Headlights** for high and low beam, with automatic headlight range control and headlight washing system, provide much better illumination of the road ahead at night or in poor visibility. The four LED light rings can be used as daytime driving lights or parking lights.

□ **Adaptive Headlights** with variable light distribution. The integrated cornering lights become active automatically, even when the car is standing, as soon as the indicator is activated or the steering wheel turned.

□ **High-beam assistant** supports the driver by automatically switching between high and low beam when traffic is approaching or enters the lane ahead. When road illumination becomes adequate, headlights are automatically dimmed.



□ **Panorama glass roof** with generous aperture and viewing area and wind deflector. The front glass section can be raised electrically, using the vent function, and also comes with a sliding function, along with a floating headliner that provides protection from the sun, and a comfort opening/closing function with trap release.



■ **Exterior mirrors**, electrically adjustable and heated, aspheric.

□ **Interior and exterior mirrors with automatic anti-glare function** and electric fold-in function.



□ **Comfort access** (available only in conjunction with optional ambient light), including chrome inserts in the door handles, for opening and locking the vehicle without having to operate the radio remote control. Vicinity lighting integrated into the door handles.

□ **Soft-Close-Automatic** system gently pulls all four doors shut.



■ **Rear light cluster** with tail light, brake light and indicator in LED technology. The typical BMW design of the light elements makes for a very distinctive appearance. Dynamic Braking Lights with flashing function help traffic travelling behind tell the difference between a light tap on the brake pedal and a hard stop – for increased driving safety.



□ **Aluminium roof rails, satinated:** harmoniously matched to the vehicle design, this system forms the basis for a multifunctional BMW roof rack which can be used for safe and convenient transport of luggage, bicycles, surfboards etc. Also available in Black matt and as Individual equipment in high-gloss Shadow Line.



□ **BMW Individual Exterior Line Aluminium, satinated,** comprises selected elements such as the window supports in high-gloss Black and the window recess finishers in satinated Aluminium.



□ **BMW Individual high-gloss Shadow Line** comprises the window recess finishers and window supports in high-gloss Black.



■ **Exhaust tailpipes:** the models 523i, 528i, 520d, 525d and 530d feature a visible twin tailpipe on the left; the 535i and 535d have two single tailpipes, one on the left and one on the right.



□ **Trailer tow hitch** with electrically adjustable ball head.



■ **17" BMW light-alloy wheels V-spoke 236**, 8 J x 17, 225/55 R 17 tyres.



□ **17" BMW light-alloy wheels star-spoke 327** with runflat tyres, 8 J x 17, 225/55 R 17 tyres.



□ **18" BMW light-alloy wheels V-spoke 328** with runflat tyres, 8 J x 18, 245/45 R 18 tyres.



□ **18" BMW light-alloy wheels turbine-styling 329** with runflat tyres, 8 J x 18, 245/45 R 18 tyres.



□ **18" BMW light-alloy wheels star-spoke 330** with runflat tyres, 8 J x 18, 245/45 R 18 tyres.



□ **19" BMW light-alloy wheels V-spoke 331** with runflat tyres, 8.5 J x 19, 245/40 R 19 tyres.



17" BMW light-alloy wheels Streamline 363 with runflat tyres, 8 J x 17, 225/55 R 17 tyres.

18" BMW light-alloy wheels radial-spoke 237 with runflat tyres, 8 J x 18, 245/45 R 18 tyres.



19" BMW light-alloy wheels W-spoke 332 with runflat tyres, 8.5 J x 19, 245/40 R 19 tyres.

■ Standard equipment

Optional equipment

Standard/optional equipment.



- **Sports leather steering wheel** with multifunction buttons, very comfortable grip; the integrated buttons can be used to operate the telephone, voice and audio functions as well as the cruise control (the shift paddles shown here are available in conjunction with the optional 8-speed sports automatic transmission Steptronic).
- **Steering wheel heating:** just press a button to quickly warm up the steering wheel – very pleasant in winter.



- **6-speed manual transmission** for a very sporty drive. Smooth, with perfect ratios and precise, short-throw gearshifts. The tight spacing of gear ratios means that you can make even more individual use of the engine's power (not for 535d).



- **8-speed automatic transmission Steptronic** with electronic gear selection and adaptive transmission management for very fast, immaculate gear changes (standard on 535d).
- **Dynamic Driving Control** allows the driver to select Normal or Sports mode at the push of a button. Comfort Mode in conjunction with Adaptive Drive or Dynamic Damping Control.

*May not be available in all countries.
Please consult your BMW partner.



■ **Leather steering wheel** with multifunction buttons enables comfortable control of many different functions, without having to take one's hands off the wheel. The buttons on the left cover the complete set of cruise control functions; those on the right are for audio functions such as the radio and telephone.



■ **Start/Stop button** for starting or stopping the engine after unlocking the car. The vehicle key is automatically recognised, without having to be inserted in the ignition (shown here: 520d with Auto Start/Stop function).



■ **Cruise Control with braking function** stores any desired speed upwards of approx. 30 km/h and maintains it. The speed limiting function warns the driver via a lamp in the instrument cluster and an acoustic signal when the selected speed is exceeded.



□ **Active Cruise Control with Stop&Go function** and approach warning incl. light-braking function. For enhanced comfort in stop-and-go traffic. Combines speed control with active distance control, slowing the car down to a stop if needed, and starting it up again in standard stop-and-go situations.



□ **8-speed sports automatic transmission Steptronic**, with sports mode featuring faster gearshifts for a particularly sporty drive, shift paddles on the sports leather steering wheel and a sporty gear selector lever design.



■ **Instrument cluster** with four analogue displays – speedometer, tachometer, fuel gauge and engine oil temperature – with a high-resolution Info Display in landscape format (5.7") below. This displays data such as current fuel consumption, on-board computer functions and, in combination with the Navigation system Professional* or Business*, navigation instructions.

■ Standard equipment

□ Optional equipment



■ **BMW EfficientDynamics display.**

As soon as the driver brakes or lifts the right foot off the accelerator, Brake Energy Regeneration converts the vehicle's redundant kinetic energy into electric energy and feeds this into the battery. This charging process is indicated by a symbol in the rev counter display.

□ **Speed Limit Info** detects speed limits and shows the driver the currently applicable speed limit in the Info Display or the optional Head-up Display (only in conjunction with Navigation system Professional*).



□ **The Head-up Display** projects relevant data, such as the current road speed, directly into the driver's field of vision. In addition, navigation instructions, functions of the Active Cruise Control with Stop&Go function, functions of the Lane Departure Warning System, Speed Limit Info and Check Control as well as warnings from BMW Night Vision with pedestrian recognition may be shown on the display (not in conjunction with windscreen with grey shade band).



□ **Rear view camera** shows a clear image of the area behind the vehicle on the Control Display. Interactive tracking lines indicate for example whether or not the intended parking space offers enough room for the vehicle. The rear view camera is activated by engaging reverse gear.

□ **Park Distance Control (PDC)**, front and rear, facilitates the process of parking and manoeuvring in confined spaces, giving you an acoustic signal for the distance between your car and an obstacle, as well as a visual indication in the Control Display.

* May not be available in all countries. Please consult your BMW partner.



Lane Departure Warning System uses a camera to recognise whether the vehicle is threatening to stray outside the limits of the lane and alerts the driver by making the steering wheel vibrate.

Lane Change Warning System detects vehicles in the driver's blind spot and vehicles approaching at speed in the adjacent lane when the driver has activated the indicator in order to change lanes. The system alerts the driver by making the steering wheel vibrate and by a visual warning on the exterior mirror.



Park Assistant makes parallel parking easier. When travelling at speeds below 35 km/h, the system measures any parking gaps the vehicle passes. When a big enough gap has been found, the Park Assistant will do the steering, while the driver continues to operate the accelerator and brake pedals. The sensor is harmoniously integrated into the side indicator.



Surround View offers the driver a good view of the area directly around the vehicle when manoeuvring. The BMW is represented as seen from above on the Control Display. The rear view camera enhances visibility when reversing at speeds below 20 km/h, for example when parking (only in conjunction with rear view camera and PDC). The Side View function enhances visibility when joining a road from a side street or exit.

Standard/optional equipment.



■ **Controller** is the central operating element of iDrive, and used to access all functions of the Control Display. Four frequently used menus can also be opened via the direct menu control buttons: CD, radio, navigation and telephone. In addition, eight functional bookmarks can be assigned functions of your choice.



■ **Control Display** with high-resolution TFT colour monitor (7") for displaying functions that are accessed using the Controller. In conjunction with the optional Navigation system Professional*, the screen measures 10.2" (shown here).



■ **Integrated Owner's Manual** for quick and immediate access to all vehicle-specific information. The owner's manual can be operated via the iDrive and is shown on the Control Display. To ensure optimum user-friendliness, the contents feature multimedia elements such as animations and dynamic illustrations.



□ **TV function** enables you to use the Control Display as a television set when the vehicle is stationary. Enables reception of terrestrial analogue and digital television (DVB-T) channels. Can also be used in the rear in conjunction with rear-seat entertainment Professional. Available in conjunction with Navigation system Professional*.



Navigation system Professional* with high-resolution 10.2" colour display with splitscreen function, DVD drive (audio/video DVD, MP3 decoder), hard disk for navigation data, 3D route maps, satellite images, 12 GB hard disk storage for audio files, music database, and voice control system with block command support.

Navigation system Business* with high-resolution 7" colour display, CD drive (audio CD/MP3 decoder), internal storage for navigation data, Traffic Message Channel (TMC), 2D route maps.

BMW Assist* supports the driver with services including an automatic and manual emergency call function, Traffic Info plus and a personal Information Service.

BMW Online* provides access to online services (e-mail, customised portals for news, stock market updates, weather etc. and Google Maps).

Navigation system Professional* with integrated Bluetooth mobile phone preparation¹ including hands-free equipment, BMW Assist*, BMW Online*. During the first three years², the BMW ConnectedDrive services BMW Assist* and BMW Online* are free of charge.



Hard disk drive enables quick access to a large collection of music files which can be transferred to the 12 GB hard disk from a CD, MP3 player or USB stick (included with Navigation system Professional*).



BMW Night Vision with pedestrian recognition uses an infrared camera to detect people and animals up to a distance of 300 metres. The camera images appear in the Control Display. The pedestrian recognition feature displays a visual warning (optionally shown in the Head-up Display) as soon as it detects people moving near the road. The infrared camera for BMW Night Vision is integrated in the kidney grille.

* May not be available in all countries. Please consult your BMW partner.
¹ For information on recommended devices see www.bmw.com/bluetooth
² From initial vehicle registration.



■ **Automatic air conditioning with 2-zone control**, includes recirculated-air filter, fogging sensor, auxiliary ventilation, residual heat utilisation and automatic temperature control (separate for driver and front passenger).

□ **Automatic air conditioning with 2-zone control, extended**, incl. automatic air recirculation (AAR), individual automatic control with five intensity levels and solar sensor (standard for 535i and 535d, shown here).



□ **Automatic air conditioning with 4-zone control**, features as extended automatic air conditioning with 2-zone control, plus air vents in the B-pillars and comfort air vents in the centre of the instrument panel for directable or draft-free ventilation. Separate control element with display in the rear area for individual temperature settings.



■ **Radio BMW Professional**, 4-channel amplifier, double-tuner reception, aerial diversity, scan function, CD drive with MP3 decoder, six loudspeakers, incl. AUX-IN socket.

□ **HiFi System Professional** with DIRAC signal processing and surround-sound mode; 600-Watt digital amplifier, vehicle-specific equalizing and 16 loudspeakers provide a listening experience of unmatched intensity.

□ **HiFi loudspeaker system** with digital amplifier (205 Watt) and twelve loudspeakers for a brilliant sound.

□ **DAB Tuner** to enable reception of digital radio broadcasts.



□ **Rear-seat entertainment** (shown here) includes two tiltable 8" colour screens and a DVD drive; with remote control unit and interfaces for MP3 player, games consoles and headphones (incl. wireless).

□ **Rear-seat entertainment Professional** includes two tiltable 9.2" colour screens and a DVD drive in the rear, for navigation while on the move; with remote control unit and interfaces for MP3 player, games consoles and headphones (incl. wireless).

Standard/optional equipment.



□ **Sports seats for driver and front passenger** provide optimum lateral support thanks to highly contoured seat sides; with individual electric adjustment of seat height and backrest angle, and manual adjustment of seat angle, fore/aft position and thigh support.



■ **Standard seats for driver and front passenger**, with electric adjustment of seat height and backrest angle; manual adjustment of fore/aft position, headrest height and seat angle (for the driver).

□ **Seat adjustment, electric**, with automatic parking function, memory function for driver's seat, exterior mirrors and electrically adjustable steering column.

□ **Seat heating** for driver and front passenger seats. Seat surface and backrest are heated; three heating levels.

□ **Lumbar support** for driver and front passenger seats, electrically adjustable for height and depth, for an ergonomically perfect seat position and back muscle support.



□ **Comfort seats for driver and front passenger**, with electric adjustment, including comfort headrests (outer contact surface adjustable) with active function; with adjustment of upper backrest segment, backrest width, thigh support and headrest height, including lumbar support and memory function for driver and passenger side, exterior mirrors and electrically adjustable steering column.

□ **Active seats for driver and front passenger** make for relaxed sitting and driving on longer journeys. Pelvis and lumbar vertebrae are mobilised by alternating, cyclical up/down movements of the seat surface.



□ **Active seat ventilation** for driver and front passenger seats considerably enhances summer comfort by ensuring a pleasantly cool seat temperature. Ventilators in the seat surface and backrest blow air through the perforated leather seat covers.



■ **Armrest at the front**, including storage compartment and cup holder.



Sunblinds for rear side windows, mechanical.



Lighting includes illumination of the front exit area and footwell, the glove compartment and cabin as well as the vanity mirrors at the front left and right, rear reading lights, soft light function and luggage compartment lights.

Ambient light includes illumination of the storage compartment in the front centre console, all door storage compartments and door trims, door opener illumination, illuminated entry sills and exit lights at the rear, vicinity lighting integrated in the exterior door handles and chrome inserts in the door handles.

¹ For information on supported Bluetooth devices see www.bmw.com/bluetooth

* May not be available in all countries. Please consult your BMW partner.



Preparation for mobile phone with Bluetooth interface, including hands-free equipment; the integration of selected business mobile phones¹, in conjunction with a navigation system, enables you to view e-mails, dates, contacts or SMS messages on the Control Display while on the move, via the Bluetooth connection, or to have them read out aloud through the audio speakers, using the narrator function. Owners of a BlackBerry can also use the narrator function for e-mails received while travelling. Bluetooth Audio Streaming enables wireless playback of music files via selected Bluetooth devices. An adapter with charging facility and outside aerial is available as part of the BMW Accessories range.¹



Personal Profile. Depending on your equipment selection, your individual settings for temperature and air distribution of the automatic air conditioning, seat and exterior mirror positions, radio volume and sound settings etc. are saved by the vehicle and will activate when you open the central locking with your personal key.



BMW Service Inclusive*. Service costs are another area where your BMW Service partner can offer you an intelligent solution. With BMW Service Inclusive, routine maintenance services will be provided at no extra cost to you, for the agreed duration or mileage. Find out more at www.bmw.com/ServiceInclusive

Versatility.

The new BMW 5 Series Touring offers more than just a lot of space: it is also extremely versatile, able to adapt itself to your requirements.



○ **Bicycle holder for the interior** can accommodate up to two mountain bikes. Available in conjunction with the luggage compartment package.



■ **Luggage compartment** with low loading sill for simple and convenient loading.



□ **Electric tailgate:** the tailgate can be opened automatically, using the remote control unit, and closed by pressing a button integrated in the edge of the tailgate. Opening is via an electrohydraulic mechanism. The load area cover is automatically raised when opening the tailgate, and lowered back into place when closing it.



■ **Separately opening rear window:** for quick and easy access to the luggage compartment, the rear window can be opened separately, using the remote control unit. Handy: as the window lifts up, the load area cover is raised as well, and when manually closing the window, the load area cover is automatically lowered back into place.

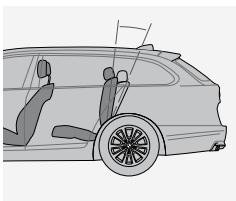


■ **Rear backrest release:** the rear seat backrest can be released and folded down from the load bay, to create an almost level floor.



■ **Rear seat backrest** can be split in a number of ways to suit various requirements. It enables transport of a surfboard, for example, while retaining four usable seats.

□ **Pro Ski and Snowboard Bag** enables clean and safe transport of up to four pairs of skis or three snowboards with up to four people on board. The ski bag is easy to remove and can also be used outside the vehicle. When it is not needed, it can be folded and stored in the bag supplied for this purpose.



■ **Load area cover, complete with divider net:** when opening the tailgate or rear window, the comfort opening function lifts the load area cover up and out of the way, for convenient loading and unloading. The divider net prevents luggage from falling into the passenger compartment when braking heavily.

□ **Luggage compartment package** includes an adjustable rear seat backrest, with an 11° range of adjustment and seven separate settings, enlarging luggage capacity by up to 30 litres. Also includes two attachment rails with two adjustable eyelets, an elastic strap, a multifunction hook and a luggage net.

Original BMW Accessories.



Avenue foot mats, dirt-repellent and water-resistant.



Sunblinds, easy to affix to the rear window and side windows.



Infrared stereo headphones, specially designed for the optional BMW rear-seat entertainment systems.

A BMW always delivers a special drive – and Original BMW Accessories make the experience better still. Combining great ideas, immaculate design and sheer practicality to create innovative solutions, Original BMW Accessories are available in many categories: exterior, interior, communications & information and transport & luggage compartment solutions. Your BMW partner will be pleased to advise you on the complete range of Original BMW Accessories and provide you with a special catalogue. For further information, please visit

➤ www.bmw.com/accessories

Rear bicycle holder for up to two bicycles.

20" light-alloy wheels, V-spoke 356, die-cast.



BMW Junior Seat I-II, with/without ISOFIX, available in two colourways.



Multifunctional luggage compartment floor mat with folding box.



Snap-in adapter with USB interface for telephoning and listening to music.

Safety
Airbags:
– Airbags for driver and front passenger, seat occupancy detector for front passenger airbag, front passenger airbag can be deactivated
– Head airbags, front and rear (curtain)
– Side airbags, front
Active headrests, front
BMW Service Inclusive includes numerous maintenance services which can be performed by any of the many participating BMW partners worldwide. Contract duration or mileage can be varied to suit individual requirements.
Brakes:
– Disc brakes front and rear, inner-vented
Central locking with electronic immobiliser, crash sensor, fuel filler cap integrated in central locking
Dynamic Braking lights with flashing function
Dynamic Stability Control (DSC) , incl. Traction Mode (DTC), Anti-lock Braking System (ABS), Cornering Brake Control (CBC) and Braking Assistant
ISOFIX child seat attachment on the outer rear seats
Runflat indicator
Safety bodyshell:
– Crumple zones front and rear, bumpers regenerating in impacts up to 6 km/h
– Side impact protection, active bonnet (pedestrian protection)
Seat belts:
– Inertia-reel seat belts in the front with pyrotechnical belt latch tensioner and belt force limiter
– Rear seat belt system with three-point inertia-reel seat belts

Exterior design
BMW Individual Exterior Line Aluminium satinated
BMW Individual High-gloss Shadow Line
BMW Individual roof railing High-gloss Shadow Line
Metallic paintwork
Ornamental front grille , chrome surround, kidney grille slats in chrome at front, black at sides
Rear window , opens separately, with automatic opening via remote control
Roof railing , Aluminium satinated
Roof railing , black matt
Trailer tow hitch with electrically adjustable ball head

Equipment packages
Luggage compartment package , angle of rear backrest adjustable (by up to 11 degrees) to increase luggage capacity (by up to 30 litres), two additional adjustable lashing eyes, two attachment rails, elastic strap, multifunction hook, luggage net
M Sports package , includes M sports suspension, M aerodynamics package, fog lights, 18" M light-alloy wheels double-spoke 350 or, optionally, 19" M light-alloy wheels 351, sports seats for driver and front passenger, Aluminium Hexagon interior trim, M leather steering wheel, roofliner in Anthracite
Smoker's package

Wheels
Wheels:
– 17" light-alloy wheels, V-spoke styling 236, 8 J x 17", 225/55 R 17 tyres
– 17" light-alloy wheels, star-spoke styling 327, 8 J x 17", 225/55 R 17 tyres
– 17" light-alloy wheels, streamline styling 363, 8 J x 17", 225/55 R 17 tyres
– 18" light-alloy wheels, radial-spoke styling 237, 8 J x 18", 245/45 R 18 tyres
– 18" light-alloy wheels, V-spoke styling 328, 8 J x 18", 245/45 R 18 tyres
– 18" light-alloy wheels, turbine styling 329, 8 J x 18", 245/45 R 18 tyres
– 18" light-alloy wheels, star-spoke styling 330, 8 J x 18", 245/45 R 18 tyres
– 19" light-alloy wheels, V-spoke styling 331, 8.5 J x 19", 245/40 R 19 tyres
– 19" light-alloy wheels, W-spoke styling 332, 8.5 J x 19", 245/40 R 19 tyres
Mobility Set
Runflat tyres

523i	528i	535i	520d	525d	530d	535d
■	■	■	■	■	■	■
■	■	■	■	■	■	■
■	■	■	■	■	■	■
■	■	■	■	■	■	■
□	□	□	□	□	□	□
■	■	■	■	■	■	■
■	■	■	■	■	■	■
■	■	■	■	■	■	■
■	■	■	■	■	■	■
■	■	■	■	■	■	■
■	■	■	■	■	■	■
■	■	■	■	■	■	■
■	■	■	■	■	■	■
■	■	■	■	■	■	■
■	■	■	■	■	■	■

523i	528i	535i	520d	525d	530d	535d
□	□	□	□	□	□	□
□	□	□	□	□	□	□
□	□	□	□	□	□	□
□	□	□	□	□	□	□
■	■	■	■	■	■	■
■	■	■	■	■	■	■
□	□	□	□	□	□	□
□	□	□	□	□	□	□
□	□	□	□	□	□	□

523i	528i	535i	520d	525d	530d	535d
□	□	□	□	□	□	□
□	□	□	□	□	□	□
□	□	□	□	□	□	□

523i	528i	535i	520d	525d	530d	535d
■	■	■	■	■	■	■
□	□	□	□	□	□	□
□	□	□	□	□	□	□
□	□	□	□	□	□	□
□	□	□	□	□	□	□
□	□	□	□	□	□	□
□	□	□	□	□	□	□
□	□	□	□	□	□	□
□	□	□	□	□	□	□
■	■	■	■	■	■	■
□	□	□	□	□	□	□

■ Standard equipment □ Optional equipment — Not available

Interior design

BMW Individual roofliner Anthracite

Door sill finishers in chrome

Interior trims:

– Aluminium Hexagon interior trim

– Black, high-gloss

– Fine Brushed Aluminium

– Fine-wood trim Finesline anthracite

– Fine-wood trim Ash Grain, high-gloss, light

– Fine-wood trim Ash Grain, high-gloss, dark

Upholstery:

– "Diagonal" cloth

– Cloth "Grey Shadow"/Alcantara

– Cloth/leather "Tudor" upholstery

– Dakota leather

– Exclusive Nappa leather, extended

Transmission and technology

6-speed manual transmission with Optimum Shift Indicator

8-speed automatic transmission Steptronic, electronic gear selector switch, Adaptive Transmission Management

8-speed sports automatic transmission Steptronic, electronic gear selector switch, Adaptive Transmission management, with gearshift paddles on the steering wheel

Adaptive Drive (Dynamic Drive and Dynamic Damping Control)

Aluminium integral rear axle

Auto Start/Stop function (in conjunction with 6-speed manual transmission)

BMW diesel with BluePerformance (in conjunction with 8-speed automatic transmissions)

BMW four-cylinder in-line diesel engine with exhaust turbocharger

BMW six-cylinder in-line diesel engine with exhaust turbocharger

BMW six-cylinder in-line petrol engine

BMW TwinPower Turbo six-cylinder in-line diesel engine

BMW TwinPower Turbo six-cylinder in-line petrol engine

Brake Energy Regeneration

Diesel particle filter (maintenance-free)

Double-wishbone front suspension

Double-VANOS

Dynamic Damping Control

Dynamic Driving Control (in conjunction with 8-speed sports automatic transmission, Integral Active Steering, Adaptive Drive or Dynamic Damping Control)

Integral Active Steering

M Sports Suspension

Parking brake, electromechanical, in conjunction with automatic transmission with auto-hold function

Petrol direct injection (High Precision Injection)

Self-levelling pneumatic rear suspension

BMW ConnectedDrive* – Driver assistance systems

Active cruise control with Stop&Go function, approach warning and light-braking function

BMW Night Vision with pedestrian recognition

Cruise Control with braking function

Head-up Display

High-beam assistant

Lane Change Warning System

Lane Departure Warning System

Park Assistant (available in conjunction with PDC)

* May not be available in all countries. Please consult your BMW partner.

523i	528i	535i	520d	525d	530d	535d
□	□	□	□	□	□	□
■	■	■	■	■	■	■
□	□	□	□	□	□	□
■	■	■	■	■	■	■
□	□	□	□	□	□	□
□	□	□	□	□	□	□
□	□	□	□	□	□	□
□	□	□	□	□	□	□
□	□	□	□	□	□	□
■	■	■	■	■	■	■
□	□	□	□	□	□	□
□	□	□	□	□	□	□
□	□	□	□	□	□	□
□	□	□	□	□	□	□

523i	528i	535i	520d	525d	530d	535d
■	■	■	■	■	■	—
□	□	□	□	□	□	■
□	□	□	□	□	□	□
—	—	□	—	—	□	□
■	■	■	■	■	■	■
—	—	—	■	—	—	—
—	—	—	—	—	□	—
—	—	—	■	—	—	—
—	—	—	—	■	■	—
■	■	—	—	—	—	—
—	—	—	—	—	—	■
—	—	■	—	—	—	—
■	■	■	■	■	■	■
—	—	—	■	■	■	■
■	■	■	■	■	■	■
■	■	■	—	—	—	—
□	□	—	□	□	—	—
□	□	□	□	□	□	□
□	□	□	□	□	□	□
□	□	□	□	□	□	□
□	□	□	□	□	□	□
■	■	■	■	■	■	■
■	■	■	—	—	—	—
■	■	■	■	■	■	■

523i	528i	535i	520d	525d	530d	535d
□	□	□	□	□	□	□
□	□	□	□	□	□	□
■	■	■	■	■	■	■
□	□	□	□	□	□	□
□	□	□	□	□	□	□
□	□	□	□	□	□	□
□	□	□	□	□	□	□
□	□	□	□	□	□	□

■ Standard equipment □ Optional equipment — Not available

BMW ConnectedDrive* – Driver assistance systems

Park Distance Control (PDC) front and rear, with visual and acoustic feedback

Rear view camera (available in conjunction with PDC)

Speed Limit Info (available in conjunction with Navigation system Professional)

Surround View (available in conjunction with rear view camera and PDC)

Light and sight

Adaptive Headlights with variable light distribution, cornering lights and adaptive headlight range control

Ambient light incl. vicinity lighting and chrome inserts in door handles

BMW Individual rear reading lights

Exterior mirrors, aspheric, electrically adjustable, with active heating (determined by outside temperature)

Fog lights in ellipsoid free-form technology

Headlight washing system

Interior and exterior mirrors, with automatic anti-glare function, incl. fold-in function for exterior mirrors

LED light rings

Lights package contains reading lights, footwell lights as well as front and rear ambient light, luggage compartment lighting, front exit lights

Rain sensor, incl. driving lights and windscreen wiper control

Sun protection:

– BMW Individual sun protection glazing

– Combined heat/sun protection glazing

– Sunblinds, rear side windows, mechanical

Xenon Headlights for high and low beam, incl. automatic headlight range control

Interior

Auxiliary heating with remote control

Load area cover with comfort opening and closing function, removable cassette and divider net

On-board computer, incl. Check Control and external temperature in the Info Display (5.7-inch)

Panorama glass roof, electric, with sliding and vent functions and adjustable floating headliner

Pro ski/snowboard bag

Seats/seat comfort:

– Active seats for driver and front passenger, electric

– Active seat ventilation in front

– Comfort seats for driver and front passenger, electric

– Lumbar support for driver and front passenger seats, electrically adjustable

– Rear-seat backrest with three folding sections (40:20:40)

– Seat heating for driver and front passenger seats

– Seat heating for rear seats

– Seat, steering column and exterior mirror adjustment, electronic, with memory function for driver's seat

– Sports seats for driver and front passenger

– Standard seats with partly electric adjustment and pockets on the rear panels of the seat backs

Service interval indicator in the Info Display

Steering wheels:

– Leather steering wheel with multifunction buttons (incl. radio and telephone control)

– M leather steering wheel with multifunction buttons

– Sports leather steering wheel with multifunction buttons

– Steering wheel heating

* May not be available in all countries. Please consult your BMW partner.

523i	528i	535i	520d	525d	530d	535d
□	□	□	□	□	□	□
□	□	□	□	□	□	□
□	□	□	□	□	□	□
□	□	□	□	□	□	□

523i	528i	535i	520d	525d	530d	535d
□	□	□	□	□	□	□
□	□	□	□	□	□	□
□	□	□	□	□	□	□
■	■	■	■	■	■	■
■	■	■	■	■	■	■
□	□	□	□	□	□	□
□	□	□	□	□	□	□
■	■	■	■	■	■	■
■	■	■	■	■	■	■
■	■	■	■	■	■	■
□	□	□	□	□	□	□
■	■	■	■	■	■	■
□	□	□	□	□	□	□
□	□	□	□	□	□	□

523i	528i	535i	520d	525d	530d	535d
□	□	□	□	□	□	□
■	■	■	■	■	■	■
■	■	■	■	■	■	■
□	□	□	□	□	□	□
□	□	□	□	□	□	□
□	□	□	□	□	□	□
□	□	□	□	□	□	□
□	□	□	□	□	□	□
□	□	□	□	□	□	□
□	□	□	□	□	□	□
□	□	□	□	□	□	□
■	■	■	■	■	■	■
■	■	■	■	■	■	■
■	■	■	■	■	■	■
□	□	□	□	□	□	□
□	□	□	□	□	□	□
□	□	□	□	□	□	□

■ Standard equipment □ Optional equipment — Not available

Comfort and interior equipment

12 V socket

Alarm system with remote control

Armrest in the front with storage compartment, lockable

Automatic air conditioning with 2-zone control

Automatic air conditioning with 2-zone control, extended

Automatic air conditioning with 4-zone control

Automatic luggage compartment cover

Automatic operation of tailgate

Comfort access system (available only in conjunction with optional ambient light)

Cup holders front/rear

Fogging sensor

Personal Profile, individualisation of key control functions

Rear backrest release, convenient one-handed operation from the luggage compartment

Soft-Close Automatic system for doors

Soft-Close function for tailgate

Start/Stop button

Entertainment, communication and information

BMW ConnectedDrive* – Telematics Services*:

– BMW Assist

– BMW Online

– BMW TeleServices

Control Display:

– 7-inch

– 10.2-inch (available in conjunction with Navigation system Professional*)

Controller on centre console, incl. direct menu control buttons

Functional bookmarks

HiFi loudspeaker system

HiFi system Professional

Integrated Owner's Manual

Navigation system Business with 7-inch Control Display

Navigation system Professional* with 10.2-inch Control Display, splitscreen function, hard disc-supported system incl. 12 GB storage facility for audio files

Navigation system Professional* with integrated Bluetooth mobile phone preparation, telematics-compatible (incl. voice control, BMW Assist*, BMW Online*, emergency call*)

Radio/audio:

– AUX-IN socket in the centre console

– DAB tuner for additional reception of digital audio programmes

– DVD changer for six DVDs

– Extended connection of mobile phone music player

– Radio BMW Professional with CD drive, double tuner, MP3 decoder

– USB/audio interface, incl. Cover Art function

Rear-seat entertainment, incl. two tiltable 8-inch screens

Rear-seat entertainment Professional, incl. two tiltable 9.2-inch screens, compatible with BMW ConnectedDrive telematics services

Telephone:

– E-mail narrator function in conjunction with Blackberry

– Mobile phone preparation Business with Bluetooth interface

TV function for analogue and digital reception (DVB-T*), available in conjunction with Navigation system Professional

Voice control system

* May not be available in all countries. Please consult your BMW partner.

Weight		523i	523i
Unladen EU ¹	kg	1790 [1805]	1800
Max. permissible	kg	2365 [2380]	2375
Permitted load	kg	650	650
Permitted axle load front/rear	kg	1070/1380	1070
Permitted roof load	kg	100	100
Permitted trailer load, unbraked ²	kg	750	750
Permitted trailer load, braked, max. 12% gradient ²	kg	1900 [2000]	2000
Permitted trailer load, braked, max. 8% gradient ²	kg	1900 [2000]	2000
Permitted towbar download	kg	90	90

Engine^{3,4}		523i	523i
Cylinders/valves		6/4	6/4
Capacity	cc	2996	2996
Stroke/bore	mm	88.0/85.0	88.0/85.0
Output/engine speed	kW (hp)	150 (204)	190 (260)
	rpm	6100	6600
Max. torque/engine speed	Nm	270	300
	rpm	1500–4250	2600
Compression ratio	:1	12.0	12.0

Transmission		523i	523i
Standard transmission ratios	III/III :1	4.32/2.46/1.66	3.50/1.94
	IV/VI :1	1.23/1.0/0.85	1.0/0.8
	VII/VIII/R :1	–/–/3.94	–/–/4.1
Final drive ratio	:1	3.39	4.1

Performance		523i	523i
Top speed	km/h	231 [227]	247
Acceleration 0–100 km/h	sec	8.2 [8.4]	6.9
Acceleration 80–120 km/h in 4th/5th gear (with standard transmission)	sec	9.1	7.9

Fuel consumption^{3,4}		523i	523i
Urban	l/100 km	10.9 [10.8]	10.8
Extra-urban	l/100 km	6.2 [6.1]	6.4
Combined	l/100 km	7.9 [7.8]	8.0
CO ₂ emissions	g/km	185 [182]	188
Tank capacity, approx.	l	70	70

Please see the following page for explanation on footnotes.

28i	535i	520d	525d	530d	535d
[1820]	1840 [1845]	1785 [1790]	1840 [1845]	1875 [1880]	1915
[2395]	2415 [2420]	2360 [2365]	2415 [2420]	2450 [2455]	2490
50	650	650	650	650	650
/1380	1100/1400	1060/1400	1100/1400	1125/1400	1140/1415
00	100	100	100	100	100
50	750	750	750	750	750
000	2000	2000	2000	2000	2000
000	2000	2000	2000	2000	2000
90	90	90	90	90	90

28i	535i	520d	525d	530d	535d
6/4	6/4	4/4	6/4	6/4	6/4
996	2979	1995	2993	2993	2993
85.0	89.6/84.0	90.0/84.0	90.0/84.0	90.0/84.0	90.0/84.0
(258)	225 (306)	135 (184)	150 (204)	180 (245)	220 (300)
600	5800	4000	4000	4000	4400
10	400	380	450	540	600
5-5000	1200-5000	1900-2750	1750-2500	1750-3000	1750
2.0	10.2	16.5	16.5	16.5	16.5

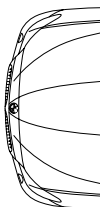

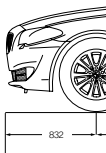

28i	535i	520d	525d	530d	535d
98/1.31	4.11/2.32/1.54	4.11/2.25/1.40	4.11/2.25/1.40	5.08/2.80/1.78	4.71/3.14/2.11
31/0.70	1.18/1.0/0.85	1.0/0.80/0.66	1.0/0.80/0.66	1.26/1.0/0.84	1.67/1.29/1.0
3.30	-/3.73	-/3.73	-/3.73	-/4.61	0.84/0.67/3.32
10	3.23	3.46	3.15	2.56	2.65

28i	535i	520d	525d	530d	535d
[246]	250 ^s	222 [220]	232 [230]	243 [242]	250 ^s
5.9	6.0 [6.1]	8.3	7.3	6.4	5.7
3	6.1	7.1	6.5	5.3	-

28i	535i	520d	525d	530d	535d
[10.6]	11.9	6.2 [6.5]	8.0 [7.8]	8.1 [8.0]	8.1
[6.2]	6.7 [6.5]	4.5 [4.6]	5.3 [5.2]	5.4 [5.3]	5.3
[7.8]	8.6 [8.5]	5.1 [5.3]	6.3 [6.2]	6.4 [6.3]	6.3
[182]	201 [197]	135 [139]	164 [162]	169 [165]	165
70	70	70	70	70	70

Wheels	523i	523d
Tyre dimensions	225/55 R 17 W	225/55 R 17 W
Wheel dimensions	8 J x 17	8 J x 17
Material	Light-alloy	Light-alloy

Electrical system	523i	523d
Battery capacity	Ah	80 [90]
Alternator output	A	210
	W	2940



All dimensions in the technical drawings are given in millimetres. Luggage compartment capacity: 56 (in conjunction with the optional luggage compartment package: 590–1.670 litres).

¹ The figure quoted includes a 90 per cent tank filling, 68 kg for the driver and 7 kg for luggage. Unladen weight applies to vehicles with standard equipment. Optional equipment may increase this figure.

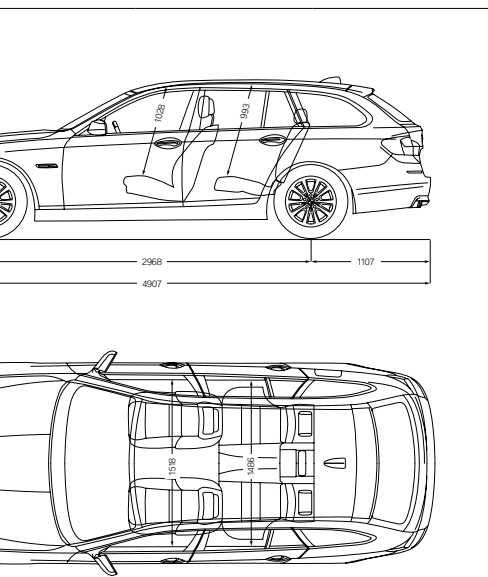
² The overall weight of the trailer may not exceed the maximum permissible trailer load plus the maximum permissible towbar download.

³ BMW recommends the use of RON 95 super unleaded petrol. Unleaded RON 91 and higher with a maximum ethanol content of 10% (E10) may also be used. Output and consumption figures apply to RON 98 fuel.

⁴ All engines comply with the EU5 emissions standard; when equipped with the automatic transmission Steptronic and BluePerformance, the BMW 530d complies with the EU6

28i	535i	520d	525d	530d	535d
R 17 W	225/55 R 17 W	225/55 R 17 W	225/55 R 17 W	225/55 R 17 W	225/55 R 17 W
x 17	8 J x 17	8 J x 17	8 J x 17	8 J x 17	8 J x 17
t-alloy	Light-alloy	Light-alloy	Light-alloy	Light-alloy	Light-alloy

28i	535i	520d	525d	530d	535d
[90]	80 [90]	80 [90]	90	90	90
10	170	180	180	180	180
440	2380	2520	2520	2520	2520



0-1.670 litres

emissions standard. Fuel consumption is determined in accordance with the ECE driving cycle (93/116/EC) made up of approximately one-third urban traffic and two-thirds extra-urban driving (based on the distance covered). CO₂ emissions are measured in addition to fuel consumption. Fuel consumption is determined for vehicles with standard equipment. Optional equipment (such as wider tyres) may have a significant impact on fuel consumption.

⁵ Electronically limited.

⁶ Height with roof antenna is 1,488 mm.

Values in [] apply to vehicles with 8-speed automatic transmission Steptronic.



Sustainability in the BMW Group.

The BMW Group has been voted the industry leader in the Dow Jones Sustainability Index for the fifth consecutive year – making it once more the most sustainable carmaker in the world. Sustainability is firmly anchored in our entire value chain: from the development of fuel-saving and alternative vehicle concepts through environmentally friendly production processes to innovative recycling methods. In the year 2000, we launched BMW EfficientDynamics, a development philosophy which provides significant benefits to our customers, the climate and the environment today. This is reflected in the emissions tally of our European new-vehicle fleet – over the period from 1995 to 2008, the fleet's CO₂ emissions dropped by almost 27%. But our goals are even more ambitious: over the period from 2006 to 2012, we aim to reduce the amount of resources – such as water and energy – consumed by our vehicle manufacturing operations by 30%.

The models illustrated in this brochure show the specifications and configurations (standard and optional equipment) of vehicles produced by BMW AG for the German market. According to the specific requirements of other markets, alterations in models, standard and optional equipment, as described in this brochure, may occur. For precise information on country-specific vehicle versions please contact your local BMW partner. Subject to change in design and equipment. Subject to error.

© BMW AG, Munich, Germany. Not to be reproduced wholly or in part without written permission of BMW AG, Munich.

BMW recommends 