

All-new **K900**



**THE NEXT CHAPTER
OF SEDAN LUXURY**

A new face appears. Well proportioned. Energetic. Substantial. And fun. Some feathers will be ruffled.

People will be moved. Luxury will be redefined.



ENTIRELY AT HOME IN THE LEAD





LUXURY THAT DRAWS
ON ART AND SCIENCE

Luxury sits at the apex of art and technology. We celebrate human accomplishment through objects of desire. The all-new Kia K900 towers above the rest with its clean, modernist simplicity, its sensuous contours, and its down-to-earth character.



A SEDAN FOR TOMORROW
WITH TIMELESS TASTE

With a welcoming and relaxing interior, sculpted contours, intelligent technology, and bracing performance, the all-new Kia K900 puts every other luxury sedan on notice.



A grille that shimmers like elegant jewelry. Headlamps and tail lamps with dual swooping LED lights. Gleaming chrome accents. Just enough bravado to stir the senses of even the most discerning luxury car lover.





CLEAN, ELEGANT LINES AND DECADENT COMFORT

A restful sanctuary, the K900 is sculpted and tooled to a higher standard. With real metal, wood and Nappa leather, it is as substantial and genuine as it feels. Uncluttered controls and innovative ambient mood lighting keep your mind and soul at ease.



MAURICE LACROIX ANALOG CLOCK Designed in collaboration with master Swiss watchmaker and designer Maurice LaCroix, this handsome analog timepiece conveys an aura of refined opulence along with a dedication to precision and craftsmanship.



HOW LESS CAN BE SO MUCH MORE

Detailed information about your K900 is a just few taps or clicks away. High-tech displays subtly transform and scroll through a vast amount of vehicle data in a way that allows you to keep your eyes on the road ahead.



12.3-inch full LCD supervision cluster

The K900's main instrumentation appears in the supervision cluster. Vehicle speed, engine speed and blind spot monitoring can all be viewed here, just below your line of sight. Switch between Drive Mode views and graphic styles using the handy steering wheel controls.



Intelligent interaction switches

A reactive lighting system provides gentle illumination that gets brighter when your finger approaches the center fascia switches.

Wireless smartphone charger

Charge a compatible mobile phone wirelessly on the charging pad located at the front of the center console.



12.3-inch color panoramic display

Above the center console, a large high-resolution panoramic display presents data for audio, climate and other vehicle functions. The touchscreen display can be split into three views at once according to your preference. Selections can also be made using the DIS dial located behind the gear selector.



Driver information system (DIS)

Rotate and push the conveniently located dial and surrounding buttons for quick access to the intuitive DIS controls that are displayed on the panoramic center screen.

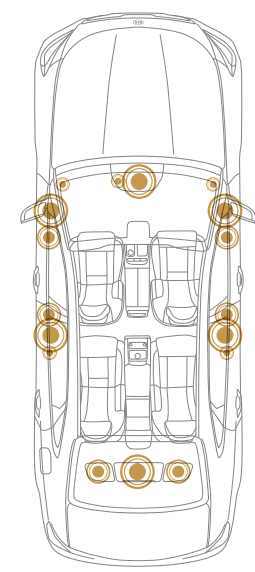
16-way power lumbar support driver's seat with IMS

Simple buttons adjust the driver's seat cushion position, angle, height and extender, seatback angle, lumbar support, bolsters, and headrest. The Integrated Memory Seat (IMS) system saves personalized settings for up to two drivers.



A PLACE TO ESCAPE THE CARES OF THE WORLD

With quilted Nappa leather, up to 14-way adjustable seats and individual controls for the climate and entertainment systems, the K900's elegant rear seating area is an oasis of luxury that will induce a state of ultimate comfort and relaxation.



Premium sound system A sensational 17-speaker Lexicon audiophile sound system is available. The speakers, including a powerful sub-woofer, are precisely arranged for vivid, faithful sound reproduction that can both soothe or invigorate you.



A WATCHFUL EYE AND A HELPING HAND
ARE TECHNOLOGY'S HIGHEST CALLING



Smart Cruise Control (SCC)



Blind-spot Collision Warning (BCW)



Rear Cross-Traffic Collision Warning (RCCW)

Letting technology do what it does best.
With Kia's DRIVE WISE technology, being at the wheel is simply more satisfying. Whether you're parking, maneuvering city streets, or on the expressway, DRIVE WISE features watch out for trouble, alert you, and even step in when needed to help you stay clear of danger.


**DRIVE
WISE**



HELPING YOU SEE MORE THAN EVER BEFORE

Using the robust data processing of Kia's state-of-the-art driver assistance system, and vivid, high-resolution displays, the K900 helps you stay aware of your position as well as the movement of nearby vehicles. Several features can even take actions to protect you in dangerous situations.

DRIVE
WISE



Surround View Monitor with Parking Guidance (SVM)

When you are parking or moving below 15 km/h, this system combines four wide-angle images from cameras at the front, rear and sides of the vehicle, offering a seamless, bird's-eye view of the space around the vehicle. You can zoom in and out of high-definition images on the panoramic 12.3" center monitor.




Driving Rear-View Monitoring (DRM)

Along with various system information, the 12.3" center monitor can display live images from the rearview camera while you are driving.



Blind-Spot View Monitor (BVM)

Using the surround-view cameras to monitor the sides and rear of the vehicle, BVM employs visual alerts when it detects vehicles in the blind spot for easier and safer lane changes. When the turn signal is engaged, the BVM video feed of the defined angle of the indicated lane behind the vehicle appears on the instrument cluster screen.



Head-Up Display (HUD)

Vital driving information is projected in color onto the windshield conveniently in the driver's line of sight.



Electronic Stability Control (ESC)
Electronic Stability Control (ESC) automatically applies braking to help you stay on course when it detects potential skidding.

MASTER THE ROAD WITH BRUTE FINESSE

On tricky road surfaces, electronic All-Wheel-Drive (AWD) can be a big advantage. While cornering and driving on slippery roads, AWD controls braking between the right and left wheels, and shifts power between front and rear wheels, to ensure safety.

MAKING THE VERY BEST USE OF THE GROUND BELOW AND THE AIR ALL AROUND

As a vehicle moves, it must navigate the road beneath it and the air around it, and the K900 applies the latest technology to allow it to do so smoothly and efficiently. The way it manages both airflow and the forces at each wheel helps it to deliver an enjoyable ride for everyone inside.




Aerodynamic construction

Airflow affects performance, smoothness, stability and noise. The sweeping contours of the K900 keep drag levels low. Underneath, smooth panels further reduce drag and manage turbulence. In front, an active air flap in the grille helps reduce drag when cooling is not needed. Side air curtains redirect airflow to the wheel wells, minimizing vortex drag.

Suspension

With a finely-tuned balance of free travel and precise control, the independent front and rear multi-link suspension helps the K900 smooth out bumps in the road for a gentle ride, while maintaining the precise handling necessary for agile maneuvering in challenging driving situations.



50:50 weight distribution

A well-placed center of gravity helps the vehicle maintain optimum stability while maneuvering. One secret to the smooth, predictable handling of the K900 is the perfect 50:50 weight balance between the front and rear axles. Each wheel is better poised to do its part to control the acceleration, deceleration and path of the vehicle.

R-MDPS

With its belted reduction gear, rack-mounted motor driven power steering (R-MDPS) enhances response while minimizing vibration. Variable gear ratio (VGR) steering slows off-center steering for greater agility while improving high-speed stability.

ECS

Electronically Controlled Suspension (ECS) lets you choose more clearance on rough roads, or less at higher speeds.

THESE REASSURINGLY CIVILIZED ENGINES WIELD STUNNING TORQUE

The K900 engines are showcases of durability, efficiency and breathtaking performance. With CVVT engaged over a wider range of engine speeds, fuel economy is outstanding in both the 413 ps V8 and the 315 ps V6. Engine management is precisely integrated with AWD drive modes and ADAS control systems.




Tau 5.0 V8 GDi engine

Max. power: 413 ps @ 6,000 rpm
Peak torque: 51.5 kg-m @ 5,000 rpm



Lambda 3.8 V6 GDi engine

Max. power: 315 ps @ 6,000 rpm
Peak torque: 40.5 kg-m @ 5,000 rpm



8-speed automatic transmission

A durable 8-speed automatic transmission with coasting control works in harmony with the engine and the available AWD system to deliver smooth shifts and gear selection that matches a variety of driving conditions.



Remarkably strong steel The high strength, lightweight body benefits from thorough application of hot-stamped steel has resulted in class-leading strength. Laser welding, tailor-rolled blanks and use of aluminum all help to make the body lighter and tougher.

110 m of structural adhesives Adhesive technology has made giant strides. Without adding the weight of metal joints, the strategic application of 110 m of adhesives in the K900 boosts rigidity while minimizing noise and vibration.

Outstanding body rigidity

New materials and construction methods give the K900 exceptional rigidity, improving performance and cabin protection while keeping weight down. Hot-stamped steel, an aluminum hood and new adhesives are just part of the story. When all taken into account, the K900's average body rigidity makes it a pioneer among luxury sedans.

Full occupant protection with 9 airbags

To help protect occupants and potentially reduce injuries in the event of a collision, the K900 offers driver and front passenger airbags, a driver's knee airbag, and two front-side, two rear-side and two sidecurtain airbags.



STEP INTO A SMARTER, SIMPLER
AGE OF LUXURY

PERFECTING PLEASURE IN EVERY DETAIL

Luxury is never just about opulence. It involves the little things that fundamentally contribute to everyday comfort and convenience. Choose from a rich variety of the latest amenities designed to make your time in the K900 unexpectedly fulfilling.



18" alloy wheels (Full medium metallic gray)



19" alloy wheels (Full medium metallic gray)



Electric parking brake (EPB)



Triple zone climate control



Center console



Smart key fob



Seven-color ambient lighting The K900's advanced ambient interior lighting system uses different color frequencies to alter the atmosphere of the cabin. Seven soothing colors inspired by nature were developed in conjunction with the Pantone Color Institute, the global authority on color.



LED outside mirror repeaters
Smart trunk lid



Chrome-coated door handles
Ghost power door closing



Sunroof
Rear dual-monitor entertainment system



Rear armrest with remote & climate controls
Rear window power shade



Rear seat cooling ventilation
Rear door manual window sunshades



Heated rear seats
Wireless smartphone charger (Rear)




REFINED CRAFTSMANSHIP IN WELCOMING TONES

INTERIOR COLORS



Black One-tone Interior




Black Quilted Nappa Leather

Black Nappa leather with quilting offers comfortable support, while the console and dash feature real stitching. The doors and dash are adorned with glossy wood grain or real wood matte trim with a luxuriously iridescent two-layer grain pattern.

EXTERIOR BODY COLORS



Brown One-tone Interior




Dark Brown Quilted Nappa Leather

Dark brown Nappa leather with quilting offers comfortable support, while the console and dash feature real stitching. The doors and dash are adorned with glossy wood grain or real wood matte trim with a luxuriously iridescent two-layer grain pattern.



Beige Two-tone Interior




Brown and Beige Quilted Nappa Leather

Brown and beige Nappa leather with quilting offers comfortable support, while the console and dash feature real stitching. The doors and dash are adorned with glossy wood grain or real wood matte trim with a luxuriously iridescent two-layer grain pattern.



Sienna Brown Two-tone Interior (PACKAGE)



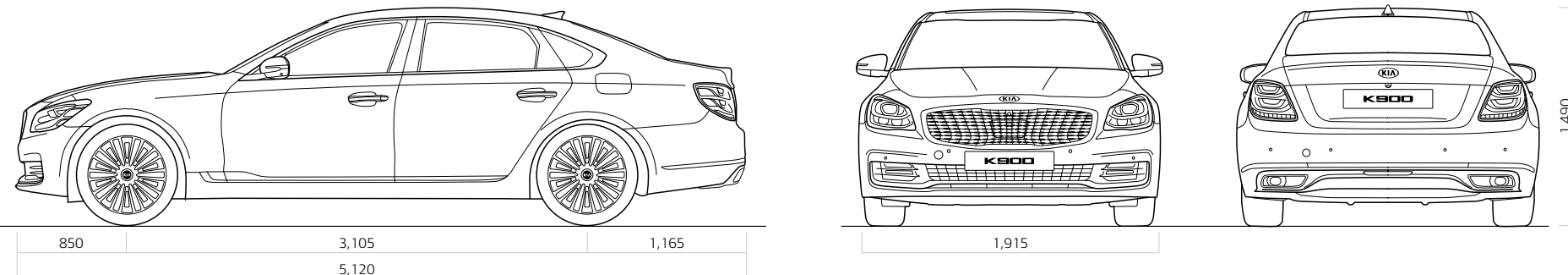
Sienna Brown and Gray Quilted Nappa Leather

Sienna brown and gray Nappa leather with quilting offers comfortable support, while the console and dash feature real stitching. The doors and dash are adorned with glossy wood grain or real wood matte trim with a luxuriously iridescent two-layer grain pattern.

TECHNICAL SPECIFICATIONS

		Tau 5.0 V8 GDi engine	Lambda 3.8 V6 GDi engine
Exterior	Overall length (mm)	5,120	
	Overall width (mm)	1,915	
	Overall height (mm)	1,490	
	Wheel base (mm)	3,105	
Dimensions	Overhang (mm)	Front	850
		Rear	1,165
	Head room (mm)	Front	1,045
		Rear	966
Interior	Leg room (mm)	Front	1,160
		Rear	930
	Shoulder room (mm)	Front	1,498
		Rear	1,452
Engine	Engine type	DOHC with Dual CVVT	
	Displacement (cc)	5,038	3,778
	Max. power (ps/rpm)	413/6,000	315/6,000
	Max. torque (kg-m/rpm)	51.5/5,000	40.5/5,000
Transmission	8-speed A/T		
Suspension	Multi-Link (Front) / Multi-Link (Rear)		
Fuel tank (liter)	77		
Tire	Standard	245/50R18	
	Option	245/45R19 (Front) / 275/40R19 (Rear)	

DIMENSIONS (mm)



All information contained herein was based upon the latest available information at the time of printing. Descriptions are believed to be correct, and Kia Motors Corporation makes every effort to ensure accuracy, however accuracy cannot be guaranteed. From time to time, Kia Motors Corporation may need to update or make changes to the vehicle features and other vehicle information found in this brochure. Some vehicles shown include optional equipment that may not be available in some regions. All video and camera screens shown are simulated. Kia Motors Corporation, by the publication and dissemination of this material, does not create any warranties, either expressed or implied, for any Kia products. Contact your local Kia dealer for the most current information.

© 2018 Kia Motors Corporation. Reproduction of the contents of this material without the permission of Kia Motors Corporation is prohibited.



Kia Motors Corporation

12 Heolleung-ro, Seocho-gu, Seoul, 137-938, Korea

www.kia.com

1806-DC-SW/GE-LHD

The Power to Surprise

Kia is the newest and most exciting force of change in the automotive world and we are ready to change the way you feel and think about driving. More than just a promise, we are committed to making driving a true pleasure for customers across the globe. With youthful and dynamic styling and the latest in advanced technologies, Kia cars are turning heads the world over with the power to surprise. From the Picanto to the Mohave, Kia offers a full lineup of sedans, SUVs and MPVs that are not only practical and stylish but downright exhilarating to drive. Keep your eyes on Kia because our best has yet to come.

About Kia Motors Corporation

Kia Motors Corporation (www.kia.com) – a maker of quality vehicles for the young-at-heart – was founded in 1944 and is Korea's oldest manufacturer of motor vehicles. Over 3 million Kia vehicles a year are produced at 10 manufacturing and assembly operations in five countries which are then sold and serviced through a network of distributors and dealers covering around 180 countries. Kia today has over 50,000 employees worldwide and annual revenues of nearly US\$44 billion. It is the major sponsor of the Australian Open and an official automotive partner of FIFA – the governing body of the FIFA World Cup™. Kia Motors Corporation's brand slogan – "The Power to Surprise" – represents the company's global commitment to surprise the world by providing exciting and inspiring experiences that go beyond expectations.



The Power to Surprise