

230C  
280C  
280CE



## **The Mercedes-Benz Coupé. The Elegance of Perfect Engineering.**

Refined characteristics, so typical of Mercedes-Benz, resulting from a perfect combination of power, good handling, safety and comfort.

Behind all this lies an uncompromising concept which gives the car a unique position in the motoring world.

It is a concept by which the car is visualised – and realised – by the use of the psychological, scientific and functional factors which influence motoring. It produces a car which has all the attributes necessary for calm, composed, superior driving, because the driver is relaxed, insulated from effort and stress.

The Mercedes-Benz coupé is designed to this concept, but more than that, it has a very special place in the Mercedes-Benz range.

Because it meets, not only the requirements of high standards of engineering, but also the expectation of a high degree of individuality.

The result is the elegance of perfect engineering.

## The Mercedes-Benz Coupé. Technical supremacy in sophisticated form.

There is a basic difference between the Mercedes-Benz coupé and other two-door cars in which there is more emphasis on exotic or sporty aspirations.


This is because it is based on a technological concept which, in the saloon versions, has already set new standards, by combining new and already-proven components which provide safety, good handling and durability, the result of countless tests and

exhaustive research.

A standard of civilised motoring which is rare, even among the elite of the world's best cars.


And in the coupé the aesthetics of motoring are combined with a specification which meets the needs of the most demanding driver, who still wants a high degree of individuality.

But is not prepared to do without the perfection of a Mercedes-Benz.

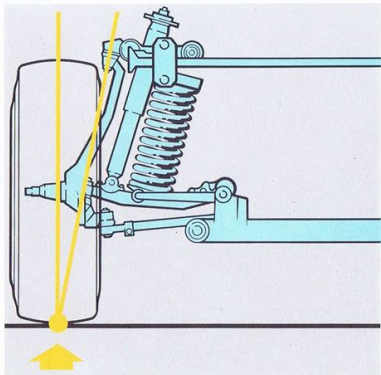




## The Mercedes-Benz Coupé. Safety, for more enjoyable driving.



Within the elegance of the coupé is the Mercedes-Benz safety cell, patented back in 1951, with its extremely strong passenger compartment and impact-absorbing zones front and rear, tested by numerous crash-tests and by computers. In addition, the complex Mercedes-Benz safety system with all its active



and passive safety components, to which even more new features have been added.

The double-wishbone front suspension is combined with zero-offset steering, which gives straight-line stability even under the most difficult conditions. There is no nose-dive under heavy braking.



There is a four-component safety steering system. Beneath the padded steering wheel is a deformable cup; steering effort is transmitted by a corrugated tube to the steering box which is located well behind the front axle. This system absorbs impact, from whatever direction it may come.

Elegance based on safety. Essential for enjoyable motoring.

## The Mercedes-Benz Coupé. Technology, the basis for relaxed, more enjoyable driving.



The Mercedes-Benz coupé is a combination of many thoroughly-designed individual components which, harmonised together, make a completely balanced car.

This is the result of the fact that Mercedes-Benz design engineers pay as much attention to the pulse rate of drivers, as they do to the output of the engine.


The superiority of Mercedes-Benz technology in the coupé is apparent in smaller details as well as in major components. For example, the fitting of a steering shock absorber means that the effects of irregularities in the road surface are not transmitted up the steering column.

The car stays firmly on the road, even in strong side-winds. Reflections, which could distract the driver, have been eliminated. You may be able to sense all the built-in technology, but you will not feel it.

This technical quality means that the car appeals as much to the driver looking for high performance as to the one more interested in ease of handling.







## The Mercedes-Benz Coupé. Aesthetics determined by function.



The body-shape of the coupé will still be modern years from now. Timeless elegance, no unnecessary frills, emphasis on practicality. All created by tests in the wind-tunnel and by exhaustive research.

The wedge-shape and the bold curve of the windscreen not only create an impression of dynamic style, they also have excellent aerodynamic qualities. Large side windows give good visibility and substantial runnels at the top stop rain reducing the view. Broad-beam halogen headlamps with built-in fog-lamps give the front a compact, powerful appearance. The lower edges of the doors cover the sills, so clothes do not get dirty getting in and out. The ridged rear-lamp covers not only look good, they mean safety for the driver behind because road dirt does not make the lights invisible.

Details that make the coupé look good and give it excellent qualities.





280 CE



S-ES 700



## The Mercedes-Benz Coupé. Spaciousness – not just space.



The very wide doors allow easy access for rear-seat passengers and, once inside, they enjoy comfort and spacious surroundings.

Not mere luxury, sheer practicality.

Upholstery fabric has a high content of wool, so that the seats can 'breathe'. The seats themselves are anatomically shaped and their springs are matched to the suspension of the car, one of the most important factors for

comfort, and typical of Mercedes-Benz.

Switches in the centre console control the supply of draught-free cold or warm air, which is adjustable separately for driver and front seat passenger. A total of ten air inlets can be adjusted by a single control. The air in the car is changed every twenty five seconds.

Such details demonstrate clearly the direction of the Mercedes-Benz coupé; towards full specification, relaxing comfort and a feeling of well-being in an exclusive environment.



## The Mercedes-Benz Coupé. Comfort is more than just a luxury. It is relaxation and safety.

The comfort-features in the coupé are the result of the latest automotive research.

Hundreds of details are co-ordinated in a concept with the objectives of minimum stress for the driver, maximum comfort and safety for the passengers.


Small noises which could distract the driver have been traced and eliminated, as have reflections from the windows and instrument panel. All controls are located so that the driver can respond to a situation in the shortest possible time. The stalk on the steering column, for example, controls nine different operations.

Comfort is fully retractable side windows which in summer make the car almost like a convertible. It is also front seats which can be adjusted individually for height.


Comfort is an exterior mirror which can be adjusted from inside the car.

These detail features, which contribute towards active and passive safety, are designed in a way unique to Mercedes-Benz.

A further safety-feature is the pillar between the side windows, which houses the seat-belt mechanism, but also increases the strength of the passenger compartment.



## The Mercedes-Benz Coupé. As individual as the driver himself.



The comprehensive equipment and the aesthetics of its design make the coupé a car which expresses the individuality of its owner. But it can be personalised even further, to meet personal taste and requirements.



Daimler-Benz automatic transmission for instance, proven a million times over, can change gear more accurately and more smoothly than the human hand can ever do, without any sacrifice in performance.

Should you decide to have an electric sliding roof, it comes with a built-in wind deflector. Other optional extras include electrically operated windows, velours, leather or tex-leather upholstery, central locking system, automatic self-levelling, heated seats, headlamp washer/wipers, a range of over thirty additional body colours.

The latest feature is Tempomat, which is available with automatic transmission. It keeps the car cruising at the speed you have pre-set.

But power-assisted steering is not an optional extra. It is standard.

## The Mercedes-Benz Coupé. It is not only its shape that gives a lasting impression.



Mercedes-Benz quality ensures that your first impression is retained for a long time. For example, 25 kg of paint, underseal and wax are applied to the car as protection against rust and stone-chips.


Further examples: One year, unlimited mileage warranty. Service only once every 15,000 km. The exhaust system designed for longer life.

Maintenance too, has been simplified. Rapid engine check by means of a diagnosis socket. Engine oil extracted through the dipstick tube. Wide-opening bonnet lid so that the engine can be removed easily.


Then, the other services.

Day and night, even on public holidays, the Mercedes-Benz Emergency Service puts help within reach. Regular training of personnel ensures that the standards in the 5,100 service points are as high as those of the cars they look after.


Add reliability to elegance and high standards of service to reliability and you have even greater pleasure in driving the Mercedes-Benz Coupé.




## The Mercedes-Benz Coupé. Three versions to choose from.



engines. The 177 DIN/hp (130 kW) six cylinder, twin overhead camshaft engine in the 280 CE gives the output of a thoroughbred sports car. Its fuel-injection system ensures that it uses very little more fuel than the 280 C which has a similar engine, but with carburetors, developing 156 DIN/hp (115 kW), and is only slightly less lively. The robust, four cylinder engine in the 230 C, 109 DIN/hp (80 kW), is flexible and economical and gives a well-balanced civilised ride.



To suit the tastes of individual drivers, there is a choice of three different







## The Mercedes-Benz Coupé. Even higher standards of motoring.

The Mercedes-Benz coupé sets new standards in driving and adds yet new dimensions in motoring pleasure:

By technical quality combined with luxury, and by its aesthetic style, which will be admired for years to come.

By an interior which fulfils the promise of the exterior style, in dynamic elegance. A car which demonstrates its Mercedes-Benz qualities in all aspects.

Embodied in the coupé are the results of the latest technology and, by accepted standards of the automotive

industry, it is futuristic. But science and development do not stand still. Further knowledge is continually being acquired and incorporated into Mercedes-Benz cars, to guarantee that they are as advanced as they can be. For this reason, brochures such as this may not be completely up to date. The illustrations show standard equipment, which may vary in some countries for various reasons.

We ask you, therefore, to ask your local dealer for more detailed information.



2800



S:CM 2758

Mercedes-Benz

