



Mercedes-Benz

300 SL, 420 SL, 500 SL





## Power and good looks. Intrinsic value and distinction.

People who choose an SL are opting for the conscious driving experience – for direct interrelation with their car and the way it behaves – exemplified by the individual seats and the excellent positioning of all the instruments in this special two-seater model. The SL series from Mercedes-Benz. A unique concept in cars. Perfect for sporty, “open-topped” driving worldwide; unique

dynamic elegance, combined with generous comfort. Incorporating all the standards of quality inherent to Mercedes-Benz. Quality which encompasses every aspect; value retention and functional reliability, based on design features which have been proven in series production. And also driving refinement in keeping with the times; maximum safety, superb economy and environmental acceptability.

A timelessly elegant, classic shape, a further improved range of six and eight-cylinder engines which represent the state of the engineering art today. Components which lead the field in terms of performance and refinement in every way. The use of electronics to achieve more precise operation, optimum utilisation of energy and improved emissions. And the very best in smoothness and durability.

# The »SL« formula. A great tradition of sports car exclusivity.

The story of the Mercedes SL series began about 30 years ago with a car which became a legend while it was still in production. A car which today marks one of the high points in the chronicle of high-quality automotive engineering; the 300 SL.

It was initially developed as a coupé – with the famous upward-opening gull-wing doors. It then went into regular production as a roadster, which gave a new vitality to motoring; in fact in the fifties it changed attitudes towards the car itself. It was an exceptional creation which also caught in its spell some of the

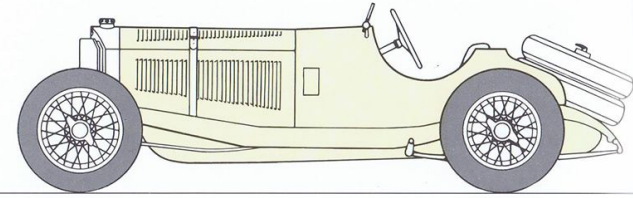
great racing drivers of the time, such as Juan Manuel Fangio and Stirling Moss. With the 190 SL and the 230 SL, Mercedes-Benz continued the concept of the comfortable convertible.

This distinctive type of car won its reputation with a group of demanding, individualistic drivers in all five continents, and symbolised a balanced synthesis of sportiness, comfort and high-quality engineering. Today, this tradition is continued by three fully matured, genuinely progressive models.

The new Mercedes SL models are for drivers who love the exhilaration of driving a convertible, who wish to experience real driving – every day – as a personal pleasure. People who see their car as an expression of an individualistic way of life, and who still expect comfort, convenience, high-quality materials and first-class workmanship. "SL" has become the formula which stands for the appeal of the unusual and exciting, but without the noise, the hard work and the stress which so often go hand in hand with driving a sports car.

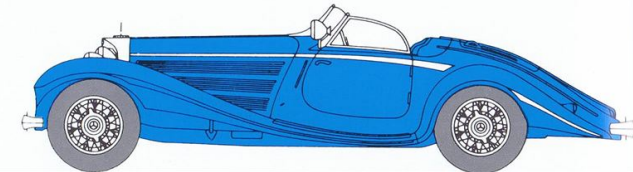
## Mercedes 28/95, 1927

6-cylinder engine  
95 hp at 1800/min  
Top speed 110 km/h



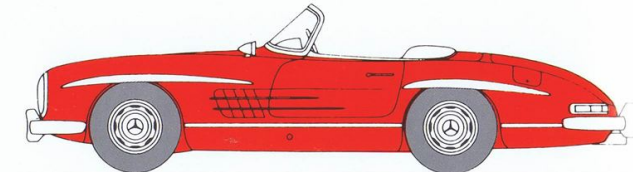
## Mercedes-Benz 540 K, 1936

8-cylinder engine  
180 hp at 3600/min  
Top speed 170 km/h



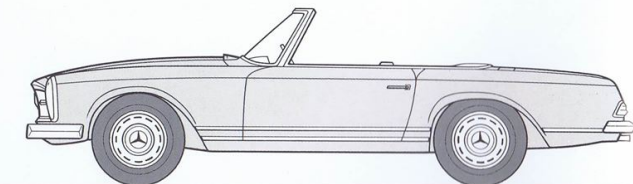
## Mercedes-Benz 300 SL, 1957

6-cylinder engine  
215 hp at 5800/min  
Top speed 260 km/h



## Mercedes-Benz 230 SL, 1963

6-cylinder engine  
150 hp at 5500/min  
Top speed 200 km/h



# The experience.

In an SL model, driving enjoyment and functional engineering come together to form an integrated unit. A direct relationship with fresh air and the countryside, a completely different way of getting from A to B. The ease with which the car can be driven, the certain knowledge that it is a matured design which will allow you to react quickly and safely,


make it just as enjoyable to cruise gently at moderate speeds as to go on a fast, demanding journey.

Driving in an open two-seater has always been something special and will always be. It is a pleasure enjoyed by connoisseurs and individualists and has nothing at all to do with fashionable trends.

But what makes driving an SL so incomparable is the consciousness of quality, the experience of its balanced combination of power and safety, comfort and reliability.

Mercedes-Benz coupés. They imply

exclusivity and therefore something rather rare, in combination with the reliability of components that have proved themselves hundreds of thousands of times. Exclusivity with the advantage of exemplary service in 174 countries. Rarity with the comforting certainty of a high re-sale value. Power which can be used very economically.



# A dynamic shape, leaving fashion way behind.

The front - known throughout the world simply as the "SL radiator" - and



Smooth surfaces and rounded lines; the distinctive, soft-edged shape is not only attractive and dynamic, it also makes it


the gently sloping shoulder-line profile express the potential of the SL models. Distinctive, powerful-looking lines which indicate the car's low centre of gravity, unique contours which are recognisable even from a distance and which are unaffected by short-term fashion trends. The new spoiler in the lower part of the front section and the built-in air-intake grille reduce lift forces at front, so even dynamic driving is now safer still.

safer for other road users in the event of a collision.



The front light units incorporate halogen headlamps with asymmetrical dipped beams and large, "wrap-around" indicators. A wash/wipe system for the

headlamps is available as an optional extra. The pronounced ribbing of the rear light clusters prevents the rapid accumulation of dirt.



# Individualistic styling, based on total functionality.

The sporty appearance of the SL models with their clean-cut contours and low centre of gravity expresses not only dynamism but also the quality of the styling. This means that the greatest emphasis has been given to functional considerations and the needs of the demanding driver.



Flexible elements in the bumpers. The protective side strips help to stop the upper parts of the bodywork from getting dirty.



The robust roof pillars have built-in dirt deflectors which help to keep the side windows clean. The aerodynamically shaped exterior mirror can be adjusted

from inside. The aerodynamically efficient angle of the windscreen reduces reflections which could affect the driver's vision.





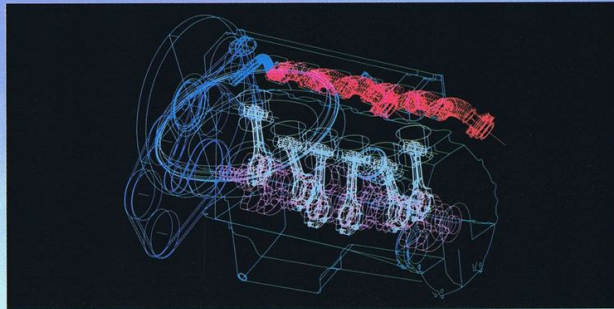
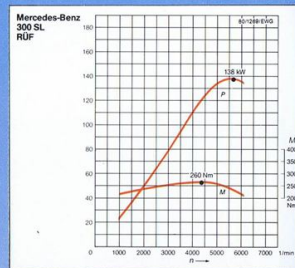
# In the new engines, matured Mercedes electronics.

In the 300SL, 420SL and 500SL, the six and eight-cylinder engines set new standards in terms of output and consumption. Dynamic and responsive power at a low energy-cost. Fuel economy predetermined by the engine design – and by characteristics which permit full acceleration in the lower engine speed ranges. Plus optimum utilisation of fuel, and very low noise and pollutant emissions due to the use, where advantageous, of matured Mercedes electronics.

Both the electronic ignition and the mechanical/electronic fuel injection system are controlled by microprocessors. In the ignition, the timing is constantly adapted to the operating condi-

tions at any one time. The microprocessor-controlled electronic element of the injection system ensures precise metering of fuel under all conditions. The factor which ensures maximum power, economy and functional reliability is the application of Mercedes design principles, which combine genuine progress with the advantage of great reliability:

- ▶ The cross-flow cylinder head, which is made from extremely hard, light alloy, for efficient charging of the combustion chambers.
- ▶ Hydraulic valve clearance compensation.
- ▶ Constant idling speed.



# Environmentally acceptable technology to Mercedes standards of quality.

▶ All the SL models are fitted as standard with a multi-functional electronic control unit for a catalytic converter and O<sub>2</sub> sensor.

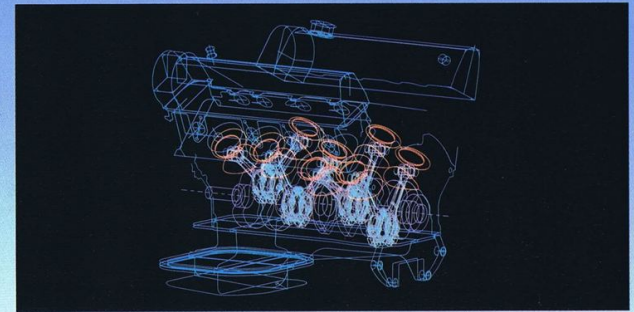
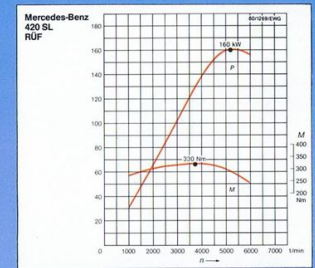
▶ This version (except for the 500 SL) is pre-prepared so that the catalytic converter and O<sub>2</sub> sensor can be subsequently installed without any difficulty. Even in this version, the pollutant levels are well below existing and forecast prescribed levels. This means that initially – until lead-free premium petrol is generally available – you can continue to use leaded fuel.

▶ After the catalytic converter and O<sub>2</sub> sensor have been installed, the multi-functional control unit gives you the advantage of being able to change over

from lead-free premium petrol to lead-free regular petrol simply by turning a plug, without damaging your engine in any way.

▶ Of course, you can also order the 300 SL and 420 SL with the catalytic converter and O<sub>2</sub> sensor already in-

stalled. The 300 SL is fitted as standard with a five-speed manual gearbox. The 420 SL and 500 SL are fitted as standard with four-speed torque-converter automatic transmission with two shift programmes, giving you the choice of a particularly economical or a more exuberant driving style.



# The suspension. Superior handling and ride comfort.

The dynamic performance of the new engines is matched by the suspension which can cope with and absorb all of

the movements created by the engine and the road surface.

The SL's suspension is a superbly matched and fully-coordinated system which provides maximum active safety. Diagonal trailing arms at the rear - with anti-dive and anti-squat features on the eight-cylinder models. In the interests of superior noise characteristics, the rear axle carrier is on flexible mountings. All suspension components are connected to the frame-floor unit by damping, insulating mountings.

The modified front suspension, with reduced steering offset, provides optimum straight-line stability. This signi-

ficantly improves steering accuracy and self-centering.

A turning circle of only just over 10 metres. The sign of a highly manoeuvrable car. Mercedes power-assisted steering is light to use, yet ensures maximum steering precision while retaining full feel of the road. All SL models are fitted as standard with leather-covered steering wheels and gear levers.

All models are likewise fitted with a dual-circuit servo-assisted braking system - with fixed-caliper disc brakes on all four wheels and a vacuum-type brake booster.

Very large brake discs at the front, inter-

nally ventilated. When the brake pads are due for replacement, this is indicated in good time by a monitor lamp which comes on during braking.

The two eight-cylinder models have the Mercedes anti-lock brake system as standard. The 300 SL may also be fitted with ABS as an optional extra.

All the SL models have newly-designed light-alloy wheels. They enhance the sporty appearance of the car, reduce weight and improve the aerodynamics.



# The relaxed way to drive a sports car.

In the Mercedes-Benz SL models, sportiness is not reflected by a hard suspension, nor by excessive engine noise. After a very short time, you will feel completely at home. And after many hours you will still be completely alert. Knowledge gained from the study of ergonomics has been applied throughout the design of the driving position. Following the Mercedes principle that the less effort and attention the car requires, the more are available for driving. In the SL, disturbing influences have been removed to the greatest possible extent.



# Concentration without stress, with the comprehensive driver information system.

Fast driving creates the need for precise information. But only really important information – that which is actually necessary. First and foremost, good all-round visibility, because of the integrated design of the windows and the body-shell. A feature not found as a matter of course in every sports car. Equally im-


portant is the ergonomic design of the layout of the controls and instruments. A steering wheel that offers a good grip; all switches and buttons in the right position and at the right distance. All displays and gauges are clear, unambiguous and totally within the driver's field of vision.

Headlamps which can be adjusted from inside the car, to suit the load the car is carrying. Brake pad wear indicator. Warning buzzer which sounds if the exterior lights are left on. And, new on the Mercedes driver-information scene, an illuminated rotary light switch and illuminated indicators monitoring the levels of the engine oil, coolant and screen-wash fluid.


Another monitor lights up if any of the exterior light bulbs is defective.

In addition, a thermometer which measures the outside temperature for even greater safety in winter conditions.







Automatic transmission saves you the trouble of declutching and changing gear, and offers you a choice of two shift programmes, Standard and Economy.



The rotary light switch is illuminated.



Automatic climate control. For electronic regulation of the temperature inside the car.




The combination switch, which operates the low-beam headlights, the headlight flasher, the indicators, the wind-screen wipers and the screen wash system.



The Mercedes trip computer. The electronic aid to perfect journey planning.



The anti-lock brake system (ABS). Even with the brakes full on, the car can still be steered.



# Sports-car atmosphere. Exclusive styling. Superb space and comfort.

Relaxed, enjoyable driving begins with the right posture.

The SL seats are body-contoured, giving firm lateral support without being restrictive. Top-quality materials – from the steel-sprung core and the air-permeable padding to the high-quality MB-Tex, fabric or leather covers.

► The seats can be progressively adjusted for reach. The backrest angle can also be progressively adjusted. The driver's seat and front passenger seat can also be adjusted for height.

► Large, adjustable head restraints. Three-point inertia-reel seat belts with electronically controlled belt tension-

ers. Maximum comfort and safety due to the high position of the upper seat belt guide.

The interior trim, cultured refinement. The footwells, the floor and the boot are fully carpeted. High-quality materials and a tasteful selection of colour schemes help to create an atmosphere of security which is one of the secrets of the success of these performance cars. The quiet interior. Amazing for a sports cars – even under hard acceleration and when driving fast. Due in part to the low noise levels of the new engines. The heating and ventilation are superb – important to keep the driver and passenger alert. The elec-

tronic heating control automatically keeps the pre-selected interior temperature constant, irrespective of external temperature. The ventilation system ensures a draught-free, even and plentiful supply of warm or fresh air. A "recirculated-air" switch allows the air to be warmed more quickly in winter and, when necessary, minimises penetration of air from outside without having to turn off the heating/ventilation system. The optionally available air conditioning is functionally integrated into the heating system. This means that cooling, as well as heating, can be controlled automatically.



# The convertible in its perfect form. The unique all-weather car.

The exclusive pleasure of driving an SL is not affected by either sudden changes in weather or by long periods of bad weather such as in winter. When the weather is good you can drive with the car open to the air and the sun. And you do not need to worry - even if there is a sudden thunderstorm. The robust, high-quality soft top can be pulled from its recess between the rear

seat and the boot and fastened easily, in a matter of minutes. Here too, Mercedes perfection reigns. When it is folded down, the soft top is located in a special recess, covered by a metal panel. This means that nothing mars the classic appearance and the clean-cut lines of the car. When, on the other hand, you need to


used as an all-year-round car, there is a strong hard top with its heated, laminated-glass rear screen. This roof can be lifted on and fastened without any problems to give you a totally winter-proof coupé. An important aspect of the comfort and convenience of the SL models is that there is plenty of room for luggage. The boot has a capacity of 260 litres - mak-

ing it one of the largest boot volumes in a convertible. But on long journeys even more luggage can be carried easily. Behind the front seats there is additional, easily accessible stowage space. Alternatively, however, as an optional extra, you can have two additional rear seats.



# The safety of a Mercedes sports car.

Nearly 60 years of development lie between the installation of the first special safety features by Daimler-Benz and the matured safety system employed on Mercedes-Benz cars today.



In the SLs, too, the measures geared to providing protective, passive safety combine with active safety features to give an optimum all-round system. Active safety. This includes excellent acceleration, good straight-line stability and cornering, "forgiving" behaviour when sudden evasive action is necessary, and a reliable braking system. The eight-cylinder SL models are now also fitted as standard with ABS, the anti-lock brake system; in the 300 SL this is an optional extra. Examples of passive safety. As in all

Mercedes cars, the front section is designed as an energy-absorbing crumple zone. The specially strengthened A-pillars are linked by a tough bar across the top of the windscreen. The petrol tank is in a protected position, above the rear axle assembly. This is all complemented by an interior which is designed throughout for safety. For instance, the windscreen frame is thickly padded. The entire dashboard is designed to give way in the event of an impact. All knobs, levers and

switches are recessed, deformable or – as in the rest of the interior – padded. The front seats of the SL models are fitted as standard with electronic belt tensioners. A protective system which is only available in a Mercedes. Risk of injury to the driver is considerably reduced by the highly deformable steering wheel rim and the impact absorber beneath the padded boss in the centre of the steering wheel. The SL models can be fitted with the electronically controlled Mercedes air-bag as an optional extra.

# Mercedes exclusivity is intrinsically valuable. And economical.

In a Mercedes-Benz SL, the owner enjoys a unique, comprehensive blend of economical features, including reliability, low fuel consumption and an exceptionally high re-sale value. This means that Mercedes-Benz SL models not only have prestige value, but also practical value. It means maximum functional reliability. Exclusivity based on components which have proved themselves many thousands of times over. A minimum likelihood of breakdown – due in part to the care taken in manufacture and finishing and in the selection of top-quality materials. A lubrication service only once every 10,000 km. A full service every 20,000 km. And the Mercedes-Benz service network consists of over 5,000 service points in more than 170 different countries. This is a tremendous advantage for one of the more exclusive – and more rare – cars on the road. Everywhere, the comprehensive package of Mercedes-Benz customer services is available; the care and expert knowledge of the engineers, the ready availability of parts and the superbly organised emergency service.

This means that the individuality and sporting character of the Mercedes SL models is supported by something unique and reassuring – the quality of Mercedes service. The individualistic character of these



cars is emphasised by the practical and exclusive optional extras available, in keeping with their style and to the usual Mercedes high standards of quality. Ranging from seat heating, air conditioning or automatic climate control to electrically operated windows (standard on the 500 SL) and the headlamp wash/wipe system. The range of paint colours comprises seven „standard, seven special and twelve metallic finishes. The interior colour schemes harmonise with the exterior, with a choice of eight upholstery and trim colours, in fabric or leather.



# Technical data

## 300 SL

## 420 SL

## 500 SL

No. of cylinders	6
Bore/stroke	88.5/80.25 mm
Total displacement	2962 cm <sup>3</sup>
Rated engine power <sup>1)</sup>	138 kW at 5700/min (132 kW at 5700/min)
Rated torque	260 Nm at 4400/min (255 Nm at 4400/min)
Compression ratio	9.2:1
Engine oil capacity max/min	5.7/3.7 litres
Capacity of cooling system	appr. 8.0 litres
Alternator	14 V 70 A
Battery	12 V 62 Ah
Max. speed	appr. 203 km/h (appr. 200 km/h)
Tyres	205/65 VR 15
Fuel	Premium, leaded, in accordance with DIN 51600, or premium, lead-free, in accordance with DIN 51607
Fuel consumption <sup>2)</sup> on the urban cycle	14.5 litres/100 km (14.5 litres/100 km)
at 90 km/h	8.1 litres/100 km (8.4 litres/100 km)
at 120 km/h	10.2 litres/100 km (10.6 litres/100 km)
Tank capacity incl. reserve	appr. 85 litres appr. 11.5 litres
Turning circle diameter	10.6 m
Kerb weight <sup>3)</sup>	1510 kg
Perm. gross vehicle weight	1930 kg

No. of cylinders	8
Bore/stroke	92.0/78.90 mm
Total displacement	4196 cm <sup>3</sup>
Rated engine power <sup>1)</sup>	160 kW at 5200/min (150 kW at 5200/min)
Rated torque	330 Nm at 3750/min (310 Nm at 3600/min)
Compression ratio	9.0:1
Engine oil capacity max/min	7.5/5.5 litres
Capacity of cooling system	appr. 13.0 litres
Alternator	14 V 70 A
Battery	12 V 66 Ah
Max. speed	appr. 213 km/h (appr. 205 km/h)
Tyres	205/65 VR 15
Fuel	Premium, leaded, in accordance with DIN 51600, or premium, lead-free, in accordance with DIN 51607
Fuel consumption <sup>2)</sup> on the urban cycle	14.9 litres/100 km (15.4 litres/100 km)
at 90 km/h	9.4 litres/100 km (9.9 litres/100 km)
at 120 km/h	11.4 litres/100 km (12.1 litres/100 km)
Tank capacity incl. reserve	appr. 85 litres appr. 11.5 litres
Turning circle diameter	10.6 m
Kerb weight <sup>3)</sup>	1600 kg
Perm. gross vehicle weight	2020 kg

No. of cylinders	8
Bore/stroke	96.5/85 mm
Total displacement	4973 cm <sup>3</sup>
Rated engine power <sup>1)</sup>	180 kW at 4750/min (164 kW at 4700/min)
Rated torque	400 Nm at 3750/min (365 Nm at 2500/min)
Compression ratio	9.0:1
Engine oil capacity max/min	7.5/5.5 litres
Capacity of cooling system	appr. 13.0 litres
Alternator	14 V 70 A
Battery	12 V 66 Ah
Max. speed	appr. 225 km/h (appr. 215 km/h)
Tyres	205/65 VR 15
Fuel	Premium, leaded, in accordance with DIN 51600, or premium, lead-free, in accordance with DIN 51607
Fuel consumption <sup>2)</sup> on the urban cycle	15.9 litres/100 km (16.5 litres/100 km)
at 90 km/h	9.5 litres/100 km (10.2 litres/100 km)
at 120 km/h	11.5 litres/100 km (12.2 litres/100 km)
Tank capacity incl. reserve	appr. 85 litres appr. 11.5 litres
Turning circle diameter	10.6 m
Kerb weight <sup>3)</sup>	1610 kg
Perm. gross vehicle weight	2030 kg

The figures quoted here for output, torque, max. speed and fuel consumption apply to reconverted version cars (pre-prepared for subsequent installation of a catalytic converter). Figures in brackets refer to cars fitted with 2nd-generation catalytic converters. Trailer load: Legislation varies in different countries. Local dealers will be pleased to give you full information.

<sup>1)</sup> The power output measured in accordance with EEC Directive 80/1268 is effectively available at the clutch. Any other power consumption has already been deducted.

<sup>2)</sup> Fuel consumption in accordance with DIN 70 030 Part 1 or EEC Directive 80/1268. The fuel consumption figures quoted here have been ascertained by means of a standardised test procedure:

- a bench-test cycle simulating urban driving
- bench testing or practical testing on a dry, level road with a constant driving speed or equivalent of 90 km/h and 120 km/h.

This gives potential purchasers a basis for comparing different models. Driving style, road and traffic conditions, environmental factors and the condition of the car will, in normal operation, result in figures which

deviate from those ascertained by this standardised procedure. The fuel consumption figures are based on premium-grade unleaded petrol in accordance with DIN 51 607.

<sup>3)</sup> The figure for kerb weight applies to standard-specification cars. Optional extras will increase the weight. The data in this brochure should be regarded as approximate. The illustrations include optional extras which are not part of standard specification. We reserve the right to make modifications to design and specification. Figures were valid at the time of going to press on 1.7.88.

# Basic equipment

## Mercedes-Benz 300 SL

### Engine

6-cylinder in-line injection engine with multi-functional ignition and mixture formation system (MF system), (reconverted version), 2962 cm<sup>3</sup>, 138 kW (188 hp) at 5700/min, grey cast iron crankcase; light-alloy cross-flow cylinder head; single, chain-driven overhead camshaft; hydraulic valve clearance compensation; visco-drive fan; single-belt drive of all auxiliaries by means of a self-tensioning poly-V-belt. Electronic, microprocessor-controlled ignition system (EZL); mechanical/electronic fuel injection (CIS-E III) with microprocessor-controlled "fine-tuning" functions such as fuel cut-off on the overrun, full-load enrichment, warm-up enrichment and acceleration enrichment, electronic idle speed governor for a constant idle speed, and a microprocessor-controlled electronic component for processing sensor signals for, e.g., the trip computer (optional extra), self-monitoring, programme sequence monitoring, for checking the plausibility of all sensor signals and for lambda control for cars with a catalytic emission control system (optional extra). Oil level monitor; hydraulically damped engine mountings; diagnosis socket.

### Transmission

All-synchromesh 5-speed manual gearbox with synchronised reverse gear; floor-type shift; overdrive-type fifth gear; maximum speed is reached in 4th gear. Hydraulic single-plate dry clutch with booster spring and automatic clearance compensation. Optional extra: Mercedes-Benz torque-converter four-speed automatic transmission with programme selector; selector lever on centre console. Also available: Tempomat cruise control.

### Suspension

Front and rear pairs of wheels each have two coil springs, one anti-roll bar, two single-tube gas-filled shock absorbers.

### Axles

Front axle: double wishbones with anti-dive control. Rear axle: diagonal swing axle with anti-lift control.

### Rims and tyres

Forged light-alloy wheels, rim size 7 J x 15 H 2, tyre size 205/65 VR 15.

### Brakes

Dual-circuit power-assisted brakes with vacuum-type booster and anti-lock brake system; fixed caliper disc brakes front and rear; internally ventilated front brake discs; self-adjusting brake pads front and rear; foot-operated parking brake with additional brake shoes and drums; warning lights for monitoring ABS, brake fluid and brake pad wear.

### Steering

Mercedes-Benz power-assisted steering with steering damper. Dish-shaped steering wheel with impact absorber. Safety steering column, with corrugated tubing in lower section; steering gear box located behind front axle assembly.

### Bodywork

All-steel monocoque bodyshell; light-alloy bonnet; broad, polycarbonate front airdam; two easy-to-close doors with semi-recessed handles; roadster (convertible) cover and detachable hard-top; luggage storage space in rear; fuel tank located above rear axle assembly; energy-absorbing front and rear sections; superb visibility all round; safety-glass windows.

### Windows

Front and rear screens of the hard-top made of laminated safety glass; side windows made of single-layer safety glass; electric screen wash system with two heated twin nozzles on the bonnet; two windscreen wipers with two speeds and intermittent control, operated by means of the combination switch on the steering wheel. The rear screen of the hard-top is electrically heated.

### Locks

Conical-pin door catches with main and safety positions on both doors, lockable by key and from inside; boot lock; steering wheel lock combined with ignition lock and starter non-repeat unit; glove compartment lock; central locking system which also operates fuel tank cap lock; master key system with four-way key. Anti-theft warning device (EDW) is available as an optional extra.

### Lights

Rectangular headlamp units with sidelights, asymmetrical dipped beam, main beam, front fog lights (halogen); pneumatic headlamp range adjustment for laden and unladen car; parking lights; tail lights; brake lights; reversing light; rear fog light; number plate illumination; finely adjustable instrument illumination; courtesy lights, with delay relay, in windscreen frame; floor-level interior light; illumination for ashtray, glove compartment, heating and ventilation controls, rotary light switch, boot; warning buzzer if lights not switched off.

### Seats

Two individual seats with bucket-seat character; seats finely adjustable for reach, backrests finely adjustable for angle; height adjustment for driver's seat and passenger seat; backrest locking mechanism; two head restraints, adjustable for height; two three-point inertia-reel seat belts with belt tensioners; two static lap belts in rear if rear seats specified.

### Heating and ventilation

Continuous, draught-free warm or cool air flow; electronic interior temperature control, able to keep pre-selected temperature largely constant when in heating mode; air distribution to windscreen, side windows and front footwells; heating separately controllable for left and right sides; large fresh-air outlet in the centre of the dashboard, finely adjustable to all sides (continuous stale-air extraction through slots below the rear screen with the hard-top; this largely prevents misting-up of the rear screen); four-stage radial blower with main air flap. Air condi-

tioning or automatic climate control optionally extra.

### Signalling system

Self-cancelling indicators with finger-tip contact for overtaking, operated by the combination switch on the steering wheel; horn; headlight flasher; brake lights; hazard warning lights.

### Instruments and monitors

Dashboard with specially padded impact areas, designed to yield in a way compatible with the limits a human body can tolerate. Speedometer; mileage recorder; trip recorder; oil pressure gauge; coolant temperature gauge; fuel gauge; quartz clock; fuel consumption trend indicator; rev counter. Optional extra: exterior temperature display. Monitor lamps for main beam, indicators (separate for left and right sides), hazard warning lights, battery charging, brake fluid level, brake pad wear, rear fog light, reserve fuel, engine oil level, coolant level, screen wash level; lamp defect monitor for all exterior lights; monitor lamps for anti-lock brake system and with the corresponding optional extras, for airbag.

### Miscellaneous

Loudspeaker covers left and right in dashboard; ashtray with cigar lighter; centre console with burred walnut veneer; doors with open door pockets and padded grab handles; first-aid kit in rear; lockable glove compartment; oddments tray between the front seats; two padded sun visors, swivellable to one side, with metal safety mirror on passenger side; interior rear-view mirror with anti-dazzle position; heated off-side rear-view mirror with glare-reducing mirror glass, adjustable from inside; steering wheel and gear lever leather-covered; fine velour carpeting; warning triangle in boot; stowage compartment in spare tyre recess; towing lug front and rear.

# Basic equipment

## Mercedes-Benz 420 SL

### Engine

Light-alloy V-8 engine with multi-functional ignition and mixture formation system (MF system), (reconverted version), 4196 cm<sup>3</sup>, 160 kW (218 hp) at 5200/min. Light-alloy crankcase; light-alloy cross-flow cylinder heads, one chain-driven overhead camshaft per row of cylinders; hydraulic valve clearance compensation; visco-drive fan.

Electronic, microprocessor-controlled ignition system (EZL); mechanical/electronic fuel injection (CIS-EIII) with microprocessor-controlled "fine-tuning" functions such as fuel cut-off on the overrun, full-load enrichment, warm-up enrichment and acceleration enrichment, electronic idle speed governor for a constant idle speed, and a microprocessor-controlled electronic component for processing sensor signals for, e.g., the trip computer (optional extra), self-monitoring, programme sequence monitoring, for checking the plausibility of all sensor signals and for lambda control for cars with a catalytic emission control system (optional extra).

Oil level monitor. Engine located by 3-point rubber mountings; two hydraulic vibration dampers; diagnosis socket.

### Transmission

Mercedes-Benz torque-converter 4-speed automatic with programme selector and B position, gear selector on the centre console.

Tempomat cruise control available as an optional extra.

### Suspension

Front and rear pairs of wheels each have two coil springs, one anti-roll bar, two single-tube gas-filled shock absorbers.

### Axles

Front axle: double wishbones with anti-dive control. Rear axle: diagonal swing axle with anti-lift control.

### Rims and tyres

Forged light-alloy wheels, rim size 7J x 15 H 2, tyre size 205/65 VR 15.

### Brakes

Dual-circuit power-assisted brakes with vacuum-type booster and anti-lock brake system; fixed caliper disc brakes front and rear; internally ventilated front brake discs; self-adjusting brake pads front and rear; foot-operated parking brake with additional brake shoes and drums; warning lights for monitoring ABS, brake fluid and brake pad wear.

### Steering

Mercedes-Benz power-assisted steering with steering damper. Dish-shaped steering wheel with impact absorber. Safety steering column, with corrugated tubing in lower section; steering gear box located behind front axle assembly.

### Bodywork

All-steel monocoque bodyshell; light-alloy bonnet; broad, polycarbonate front airdam; two easy-to-close doors with semi-recessed handles; roadster (convertible) cover and detachable hard-top as standard; luggage storage space in rear; fuel tank located above rear axle assembly; energy-absorbing front and rear sections; superb visibility all round; safety-glass windows.

### Windows

Front and rear screens of the hard-top made of laminated safety glass; side windows made of single-layer safety glass; electric screen wash system with two heated twin nozzles on the bonnet; two windscreen wipers with two speeds and intermittent control, operated by means of the combination switch on the steering wheel. The rear screen of the hard-top is electrically heated.

### Locks

Conical-pin door catches with main and safety positions on both doors, lockable by key and from inside; boot lock; steering wheel lock combined with ignition lock and starter non-repeat unit; glove compartment lock; central locking system which also operates fuel tank cap lock; master key system with four-way key. Anti-theft warning device (EDW) is available as an optional extra.

### Lights

Rectangular headlamp units with sidelights, asymmetrical dipped beam, main beam, front fog lights (halogen); pneumatic headlamp range adjustment for laden and unladen car; parking lights; tail lights; brake lights; reversing light; rear fog light; number plate illumination; finely adjustable instrument illumination; courtesy lights, with delay relay, in windscreen frame; floor-level interior light; illumination for ash-tray, glove compartment, heating and ventilation controls, rotary light switch, boot; illuminated gear indicator on automatic shift gate.

### Seats

Two individual seats with bucket-seat character; seats finely adjustable for reach, backrests finely adjustable for angle; height adjustment for driver's seat and passenger seat; backrest locking mechanism; two head restraints, adjustable for height; two three-point inertia-reel seat belts with belt tensioners; two static lap belts in rear seat specified.

### Heating and ventilation

Continuous, draught-free warm or cool air flow; electronic interior temperature control able to keep pre-selected temperature largely constant when in heating mode; air distribution to windscreen, side windows and front footwells; heating separately controllable for left and right sides; large fresh-air outlet in the centre of the dashboard, finely adjustable to all sides (conti-

nous stale-air extraction through slots below the rear screen with the hard-top; this largely prevents misting-up of the rear screen); four-stage radial blower with main air flap. Air conditioning or automatic climate control optionally extra.

### Signalling system

Self-cancelling indicators with finger-tip contact for overtaking, operated by the combination switch on the steering wheel; horn; headlight flasher; brake lights; hazard warning lights.

### Instruments and monitors

Dashboard with specially padded impact areas, designed to yield in a way compatible with the limits a human body can tolerate. Speedometer; mileage recorder; trip recorder; oil pressure gauge; coolant temperature gauge; fuel gauge; quartz clock; fuel consumption trend indicator; rev counter. Optional extra: exterior temperature display. Monitor lamps for main beam, indicators (separate for left and right sides), hazard warning lights, battery charging, brake fluid level, brake pad wear, rear fog light, reserve fuel, engine oil level, coolant level, screen wash level; lamp defect monitor for all exterior lights; monitor lamps for anti-lock brake system and, with the corresponding optional extras, for the air bag.

### Miscellaneous

Loudspeaker covers left and right in dashboard; ashtray with cigar lighter; centre console with burred walnut veneer; doors with open door pockets and padded grab handles; first-aid kit in rear; lockable glove compartment; oddments tray between the front seats; two padded sun visors, swivellable to one side, with metal safety mirror on passenger side; interior rear-view mirror with anti-dazzle position; heated outside rear-view mirror with glare-reducing mirror glass, adjustable from inside; steering wheel and gear lever leather-covered; fine velour carpeting; warning triangle in boot; stowage compartment in spare tyre recess; towing lug front and rear.

# Basic equipment

## Mercedes-Benz 500 SL

### Engine

Light-alloy V-8 engine with 4973 cm<sup>3</sup>, 180 kW (245 hp) at 4750/min, light-alloy crankcase, light-alloy cross-flow cylinder heads, one chain-driven overhead camshaft per row of cylinders; hydraulic valve clearance compensation; visco-drive fan.

Electronic, microprocessor-controlled ignition system (EZL); mechanical/electronic fuel injection (CIS-EIII) with microprocessor-controlled "fine-tuning" functions such as fuel cut-off on the overrun, full-load enrichment, warm-up enrichment and acceleration enrichment, electronic idle speed governor for a constant idle speed, and a microprocessor-controlled electronic component for processing sensor signals for, e.g., the trip computer (optional extra), self-monitoring, programme sequence monitoring, for checking the plausibility of all sensor signals and for lambda control for cars with a catalytic emission control system (optional extra).

Oil level monitor. Engine located by 3-point rubber mountings; two hydraulic vibration dampers; diagnosis socket.

### Transmission

Mercedes-Benz torque-converter 4-speed automatic with programme selector and B position, gear selector on the centre console.

Tempomat cruise control available as an optional extra.

### Suspension

Front and rear pairs of wheels each have two coil springs, one anti-roll bar, two single-tube gas-filled shock absorbers.

### Axles

Front axle: double wishbones with anti-dive control. Rear axle: diagonal swing axle with anti-lift control.

### Rims and tyres

Forged light-alloy wheels, rim size 7J x 15 H 2, tyre size 205/65 VR 15.

### Brakes

Dual-circuit power-assisted brakes with vacuum-type booster and anti-lock brake system; fixed caliper disc brakes front and rear; internally ventilated front brake discs; self-adjusting brake pads front and rear; foot-operated parking brake with additional brake shoes and drums; warning lights for monitoring ABS, brake fluid and brake pad wear.

### Steering

Mercedes-Benz power-assisted steering with steering damper. Dish-shaped steering wheel with impact absorber. Safety steering column, with corrugated tubing in lower section; steering gear box located behind front axle assembly.

### Bodywork

All-steel monocoque bodyshell; light-alloy bonnet; broad, polycarbonate front airdam; two easy-to-close doors with semi-recessed handles; roadster (convertible) cover and detachable hard-top as standard; luggage storage space in rear; fuel tank located above rear axle assembly; energy-absorbing front and rear sections; superb visibility all round; safety-glass windows.

### Windows

Front and rear screens of the hard-top made of laminated safety glass; side windows made of single-layer safety glass; electric windows; electric screen wash system with two heated twin nozzles on the bonnet; two windscreen wipers with two speeds and intermittent control, operated by means of the combination switch on the steering wheel.

The rear screen of the hard-top is electrically heated.

### Locks

Conical-pin door catches with main and safety positions on both doors, lockable by key and from inside; boot lock; steering wheel lock combined with ignition lock and starter non-repeat unit; glove compartment lock; central locking system which also operates fuel tank cap lock; master key system with four-way key. Anti-theft warning device (EDW) is available as an optional extra.

### Lights

Rectangular headlamp units with sidelights, asymmetrical dipped beam, main beam, front fog lights (halogen); pneumatic headlamp range adjustment for laden and unladen car; parking lights; tail lights; brake lights; reversing light; rear fog light; number plate illumination; finely adjustable instrument illumination; courtesy lights, with delay relay, in windscreen frame; floor-level interior light; illumination for ash-tray, glove compartment, heating and ventilation controls, rotary light switch, boot; illuminated gear indicator on automatic shift gate.

### Seats

Two individual seats with bucket-seat character; seats finely adjustable for reach, backrests finely adjustable for angle; height adjustment for driver's seat and passenger seat; backrest locking mechanism; two head restraints, adjustable for height; two three-point inertia-reel seat belts with belt tensioners; two static lap belts in rear if rear seats specified.

### Heating and ventilation

Continuous, draught-free warm or cool air flow; electronic interior temperature control able to keep pre-selected temperature largely constant when in heating mode; air distribution to wind-

screen, side windows and front footwells; heating separately controllable for left and right sides; large fresh-air outlet in the centre of the dashboard, finely adjustable to all sides (continuous stale-air extraction through slots below the rear screen with the hard-top; this largely prevents misting-up of the rear screen); four-stage radial blower with main air flap. Air conditioning or automatic climate control optionally extra.

### Signalling system

Self-cancelling indicators with finger-tip contact for overtaking, operated by the combination switch on the steering wheel; horn; headlight flasher; brake lights; hazard warning lights.

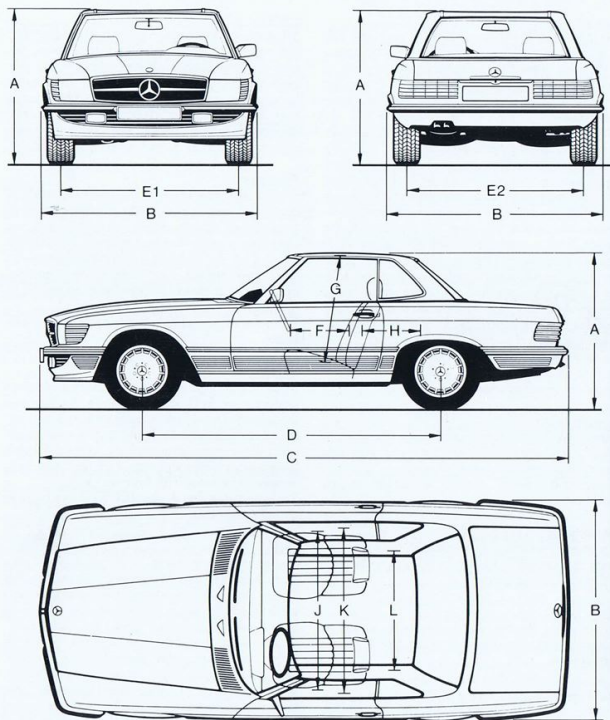
### Instruments and monitors

Dashboard with specially padded impact areas, designed to yield in a way compatible with the limits a human body can tolerate. Speedometer; mileage recorder; trip recorder; oil pressure gauge; coolant temperature gauge; fuel gauge; quartz clock; fuel consumption trend indicator; rev counter. Optional extra: exterior temperature display. Monitor lamps for main beam, indicators (separate for left and right sides), hazard warning lights, battery charging, brake fluid level, brake pad wear, rear fog light, reserve fuel, engine oil level, coolant level, screen wash level; lamp defect monitor for all exterior lights; monitor lamps for anti-lock brake system and, with the corresponding optional extras, for the air bag.

### Miscellaneous

Loudspeaker covers left and right in dashboard; ashtray with cigar lighter; centre console with burred walnut veneer; doors with open door pockets and padded grab handles; first-aid kit in rear; lockable glove compartment; oddments tray between the front seats; two padded sun visors, swivellable to one side, with metal safety mirror on passenger side; interior rear-view mirror with anti-dazzle position; heated outside rear-view mirror with glare-reducing mirror glass, adjustable from inside; steering wheel and gear lever leather-covered; fine velour carpeting; warning triangle in boot; stowage compartment in spare tyre recess; towing lug front and rear.

# Technical data



A Overall height at kerb weight	1290 mm with coupé roof, 1300 mm roadster
B Width overall	1790 mm
C Length overall	4390 mm
D Wheelbase (420 SL)	2460 mm (2455 mm)
E1 Track width front	1452 mm
E2 Track width, rear	1440 mm
F Steering wheel - driver's backrest <sup>1)</sup>	488 mm
G Seat height at kerb weight, front	928 mm with coupé roof, 956 mm roadster

H Driver's backrest - rear panel <sup>1)</sup>	480 mm
J Overall seat width	1310 mm
K Width at shoulder height, front	1348 mm
L Interior width, rear	970 mm
Turning circle diameter	10.34 m
Boot space	appr. 0.26 m <sup>3</sup>

<sup>1)</sup> Dimensions vary according to seat position.

The data given here are to be regarded as approximate.



**MERCEDES-BENZ**