



ASX





For More Active Urban Adventures.

Let the road become your playground in the new Mitsubishi ASX, a compact SUV built for powerful driving pleasure. From its fierce new face to functional new interior details, the ASX has been completely revamped to inspire unique urban adventures. So grip the wheel and feel the adrenaline rush as you cruise the streets in this elegantly rugged SUV.

GLS shown with optional equipment / Left: Sterling Silver Metallic [U25], Right: Red Metallic [P26]
Equipment may vary according to market.



GLS shown with optional equipment / Suede like artificial leather / Synthetic leather
Equipment may vary according to market.



Link System

The Link system connects external devices with the vehicle's systems. Devices connected to the USB port or via Bluetooth®, such as mobile phones or MP3 players, may be controlled via the on-board switch or by voice command.

USB Port

The USB port allows you to connect your portable media player and enjoy your full music library in premium quality.



Bluetooth® Hands-free Kit

Keep in touch while keeping safely in control with the hands-free kit. Link your Bluetooth®-compatible mobile phone, and the voice-activated dialer lets you make calls while holding the wheel.

Note: The Bluetooth® word mark and logos are registered trademarks owned by Bluetooth SIG, Inc. and any use of such marks by MITSUBISHI MOTORS CORPORATION is under license.

Full Command Surrounds You at a Glance



Color Liquid Crystal Multi-information Display

Attractively designed color liquid crystal multi-information display provides a useful readout of vehicle, trip and outside temperature. With a large, 3.3-inch size for improved visibility, this display makes it easy for drivers to stay informed.

*Illuminated for explanation purpose. *Mph display also available for certain regions

INVECS-III CVT

The 2.0-liter engine is teamed with the INVECS-III (Intelligent & Innovative Vehicle Electronic Control System) CVT (Continuously Variable Transmission), ideally tuned to deliver effortless acceleration from any speed.



Paddle Shifters & Cruise Control

Mounted within easy reach, the paddle shifters allow you to enjoy sporty control while keeping both hands safely on the wheel. Shifting is quick and easy, with up- and down-shifts requiring just a simple press once ASX is in 'D' mode. For added convenience, the current gear position is clearly displayed on the multi-information display. Paddle shifters can also be equipped with cruise control, for greater performance on the road.



High Hip Point and Good Visibility

ASX provides a surprisingly elevated seat position that, with the sloping hood design, gives a better view of the road for easier maneuvering and greater safety. The raised hip point also allows for smoother entrances and exits, and greater comfort.



GLS shown with optional equipment / Suede like artificial leather/Synthetic leather
Equipment may vary according to market.



Floor Console with Cup Holder



Front Center Armrest Upper Compartment



Front Center Armrest Lower Compartment

The front center armrest has been equipped with a socket, allowing you to power your device anytime you need them, while the compartment can be used either with our without the removable tray depending on your usage.

Your Natural Environment

With all the work that has gone into condensing ASX to just the right size for active driving fun, you may be surprised at all the spacious comfort that awaits you and your passengers inside. Rear seat passengers will be impressed with the leg- and headroom, and everyone will enjoy the soothing upholstery, available in luxuriant leather or soft fabric. Numerous storage compartments have been placed throughout the interior, giving you plenty of room for all the extras you want to take along.



Center Console with Stitched Soft Touch Knee Pad



Smooth Synthetic Leather Door Trim Insert



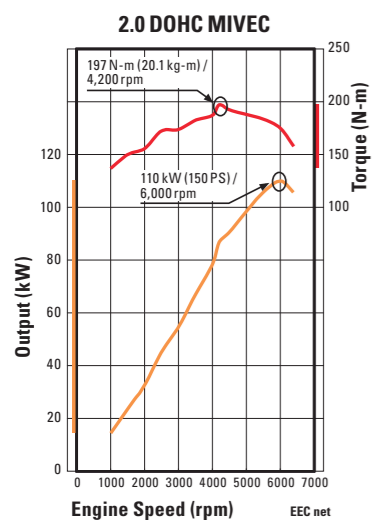
Panoramic Glass Roof with Interior LED Illumination

The panoramic glass roof adds a new dimension to the drive, allowing you and your passengers to enjoy the view from every direction. Retracting the sunshade reveals a full-size glass roof panel extending over the front and rear seats. At night, the roof is attractively illuminated with LED lamps.



GLS shown with optional equipment / White Pearl [W13]
Equipment may vary according to market.

Active Performance



MIVEC Engine

ASX's 2.0-liter powerhouse uses a lightweight aluminum block for optimum performance as it puts out 110 kW (150 PS) to take control of city streets and open highways alike. MIVEC (Mitsubishi Innovative Valve timing Electronic Control system) technology provides optimal valve timing at both low and high rev ranges, to give the most of every curve and straightaway out there.



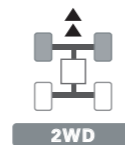
Electronically Controlled 4WD

Using one centrally located button, the system permits freely switching between 3 drive modes depending on driving condition or environment. Easily accessible on the floor console, the drive-mode selector button can quickly change the ASX's drive mode from fuel-efficient 2WD, to 4WD Lock Mode for mastering even demanding off-road or weather conditions.



Suspensions

ASX features MacPherson strut front and multi-link rear suspensions for smooth handling over rough roads. Shock absorbers and stabilizers are tuned for sporty, comfortable performance.



2WD Mode:
Enables economical performance approaching that of a normal front-engine front-wheel-drive car.



4WD Auto Mode:
The "4WD Auto" mode automatically distributes the right amount of torque to all wheels depending on the driving condition. It maintains stability in strong wind, on highways and slippery roads.



4WD Lock Mode:
"4WD Lock" mode for steep hills, slippery or rough roads, and when getting out of mud or snow.

Room to Choose



Cargo Capacity

No matter where you're headed, ASX lets you carry whatever you need for when you get there, with up to 358 liters of available cargo capacity with five passengers. The tailgate is wide enough to provide ample space for even the bulkiest items, and the low floor height makes it convenient to move heavy cargo in and out.

1,350 mm maximum width of cargo area. 1,510 mm maximum length with rear seats folded down. Measured by Mitsubishi Motors Corporation.



Full-flat Rear Seat / 60:40 Split Foldable Seatback

To carry even larger items, the rear seat can be folded down completely flat to create an expansive cargo space. The 60:40 split rear seat can also be partially folded down, giving you the room to carry bicycles or other extra-long items, while still having rear seating available.



GLS shown with optional equipment / Titanium Gray Metallic [U17]
Equipment may vary according to market.

Forward Collision Mitigation System (FCM)

Helps prevent a frontal collision or reduce damage if the collision becomes unavoidable. Responds to vehicles and pedestrians via camera and laser radar.



Danger of collision



Warning + braking assistance

High danger of collision



Warning + auto braking

Extremely high danger of collision




Warning + strong auto braking

Note: The detection and control capabilities of Forward Collision Mitigation (FCM) are supplemental only and do not prevent collisions in every situation. Please drive safely and do not rely solely on this system while driving. When the driving speed gap between your car and the car ahead exceeds 30 km/h, FCM cannot avoid a collision but will sound an alarm to warn the driver of the danger of the collision. Since FCM has no function to maintain braking, the brake is released approximately 2 seconds after stopping. To prevent the vehicle from rolling thereafter, the driver may have to hold the brake pedal down. In some cases, FCM may not function if the driver takes actions for accident avoidance through steering or acceleration operation. Please see the owner's manual for additional information.

Ready for Anything

Super Wide Range HID Headlamps



Super Wide Range HID headlamps

What you can't see, can hurt you. To take more of the road out of the shadows, ASX features Super Wide Range HID (High Intensity Discharge) headlamps. When activated, the headlamp clusters send out broader beams of light, illuminating a much wider section of the road ahead.

7-Airbag System



So that you and your passengers can be safer in the event of a collision, ASX is equipped with a 7-airbag system to provide increased safety to every seat. The front seat occupants are protected by front airbags, plus an additional knee airbag for the driver to help protect the legs in a forward collision. In a side collision, the front occupants are protected by side airbags and occupants in both rows are protected by curtain airbags extending along the sides.

Note: 7-Airbag System is optional. Equipment may vary from the image shown. Airbags are part of a Supplemental Restraint System (SRS). To decrease the risk of injury from a deploying airbag, always wear your seat belt, sit upright in the middle of the seat and do not lean against the door. Always place children 12 and under in the rear seat and use appropriate child restraints. Never place a rear-facing infant restraint in the front seat. Please see the owner's manual and the instructions provided with your child restraint for additional information.

Hill Start Assist (HSA)




HSA prevents the vehicle from rolling backward by automatically braking when starting on an uphill slope.

Note: Hill Start Assist (HSA) is not a substitute for safe driving. Never rely solely on this function while driving on steep roads. Your vehicle may move backwards if the brake pedal is heavily loaded, or if road is very steep or slippery. This function is not designed to keep the vehicle stopped in place on uphill slopes for more than 2 seconds. Do not rely on this function to maintain a stopped position as an alternative to depressing the brake pedal. Please see the owner's manual for additional information.

Lane Departure Warning (LDW)

This feature beeps and displays a warning if the vehicle drifts from its lane while the turn signals are not operating.




LDW indication on multi-information display

Note: Lane Departure Warning is not designed to lessen risks associated with not looking ahead carefully (attention drawn to something on the side, absentmindedness, etc.) or poor visibility caused by bad weather etc. Keep steering your vehicle correctly and drive safely. The system may not be able to detect the lane correctly in some conditions. Please see the owner's manual for additional information.

Automatic High-beam (AHB)

To increase safety, comfort and driving ease at night, the high beams automatically switch to low beams when vehicles are detected ahead and automatically switch back to high beams so you don't have to remove your hand from the steering wheel to switch the beams manually.



High-beam

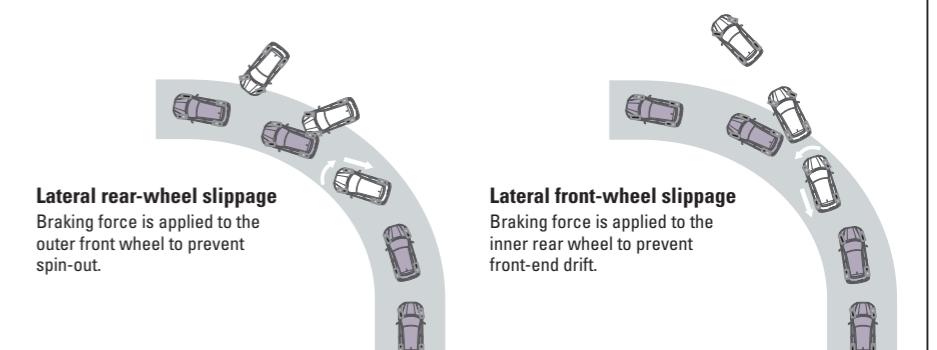
Low-beam

Note: Automatic high beam may not be available under some road and weather conditions.

Active Stability Control (ASC)

Stability Control Function

ASC uses onboard sensors to analyze the vehicle's motion and identify lateral wheel slippage. By governing engine output and controlling braking to the appropriate wheels, ASC helps maintain stability and traction control.

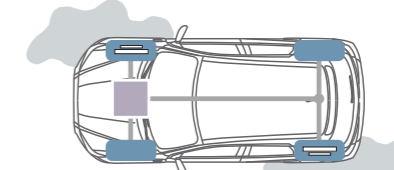


Lateral rear-wheel slippage
Braking force is applied to the outer front wheel to prevent spin-out.

Lateral front-wheel slippage
Braking force is applied to the inner rear wheel to prevent front-end drift.

Traction Control Function (TCL)

When wheel spin is detected, engine output is governed and braking force is applied to the spinning wheels to prevent driving torque loss.



Note: The control capabilities of ASC/TCL are supplemental only. Please drive safely and never rely solely on these functions while driving. Be sure to use the same specified type and size of tires on all 4 wheels. Do not install any aftermarket limited slip differential on your vehicle. Please see the owner's manual for additional information.

GLX (2WD/4WD)



Titanium Gray Metallic [U17]



Key features

- 215/65R16 tires with 16-inch full wheel covers
- Wheel arch moldings
- Halogen headlamps with manual headlamp leveling device
- Shark fin antenna
- Chrome tailgate garnish
- Black paint center panel
- Floor console box with center armrest
- Vanity mirror with lid and ticket holder for driver's and front passenger's sunvisors
- Manually controlled air conditioner
- Standard fabric seats (Honeycomb pattern)



Note: Some of the equipment may vary in appearance or availability according to market. Please consult your local Mitsubishi dealer/distributor for more detailed information.

GLS (2WD/4WD)



Sterling Silver Metallic [U25]



Key features (in addition to GLX)

- 215/60R17 tires with 17-inch light alloy wheels
- Front fog lamps
- LED daytime running lamp
- Black roof rails
- 3-spoke leather-wrapped steering wheel with audio controls
- Cruise control
- Bluetooth® hands-free cellular phone interface system with voice recognition and USB port / Link system
- AM/FM radio, CD player and center display with touch panel
- Fully automatic air conditioner with chrome dial
- Suede like artificial leather / Synthetic leather
- Tonneau cover (hard type)
- Rearview camera



Note: Some of the equipment may vary in appearance or availability according to market. Please consult your local Mitsubishi dealer/distributor for more detailed information.

STANDARD AND OPTIONAL EQUIPMENT

Model	Drive system	Price class	2WD		4WD	
			GLX	GLS	GLX	GLS
Performance	Engine	2.0-liter 16-valve DOHC MIVEC ECI-MULTI engine (4B11)	■	■	■	■
	Transmission	INVECS-III CVT (Continuously Variable Transmission)	■	■	■	■
	Transmissions	5-speed manual transmission	■	■	■	■
		Paddle shifters (CVT 5-positions models only)	☑ 01	☑	☑	☑
Safety	Electronically controlled 4WD	with drive mode selector (push button)	■	■	■	■
	Tires and wheels	215/65R16 tires with 16-inch full wheel covers	■	■	■	■
		215/65R16 tires with 16-inch light alloy wheels	☑ 14	☑	☑	☑
		215/60R17 tires with 17-inch light alloy wheels	☑ 15	☑	☑	☑
Exterior	Active Stability Control (ASC)		■	■	■	■
	ABS (Anti-lock Braking System) with EBD (Electronic Brake-force Distribution) and brake assist**		■	■	■	■
	Hill Start Assist system (HSA)		■	■	■	■
	Forward Collision Mitigation System (FCM)		☑ 09	☑	☑	☑
	Lane Departure Warning (LDW)		☑ 09	☑	☑	☑
	SRS airbags	Driver's and front passenger's front SRS airbags	■	■	■	■
		Front seat side, curtain and driver's knee SRS airbags	■	■	■	■
	Seatbelts	Front 3-point ELR seatbelt × 2	■	■	■	■
		Front seatbelt pretensioners and force-limiters	■	■	■	■
		Height-adjustable front seatbelt anchors	■	■	■	■
		Rear 3-point ELR seatbelt × 3	■	■	■	■
	Child-protection rear door locks		■	■	■	■
	High-mount stop lamp		■	■	■	■
	Parking sensors (back warning sensors)		☑	☑	☑	☑
	Shift lock with key interlock (CVT models only)		■	■	■	■
Starter interlock (MT models only)		■	■	■	■	
Engine immobilizer / Security alarm		■	■	■	■	
Cockpit	Front grill with chrome molding		☑/☆	☑	☑	☑
	Silver front under garnish		☑	☑	☑	☑
	Wheel arch moldings		☑ 11	☑	☑	☑
	Headlamps	Halogen headlamps with manual headlamp leveling device	■	■	■	■
		Super wide range HID headlamps with aluminized extension and automatic headlamp leveling device	☑ 09	☑	☑	☑
		Automatic high-beam (AHB)	☑	☑	☑	☑
		Auto lighting control (set option with auto rain-sensing variable intermittent wipers and washers)	☑	☑	☑	☑
		Headlamp washers (set option with front fog lamps)	☑	☑	☑	☑
	Front fog lamps		☑ 10	☑	☑	☑
	LED daytime running lamp		☑ 10	☑	☑	☑
	Windows	Laminated green windshield glass / Tempered green front and rear door glass and rear window glass	■	■	■	■
		Ultra violet ray-absorbing front windshield glass	■	■	■	■
		Rear window defogger	■	■	■	■
		Privacy glass with ultra violet ray-absorber (rear doors, rear quarter and tailgate windows)	■	■	■	■
	Seats	Variable intermittent windshield wipers and washers		■	■	■
Auto rain-sensing variable intermittent wipers and washers (set option with auto lightning control)			☑ 09	☑	☑	☑
Chrome outer door handles (set option with Keyless Operation System)			☑	☑	☑	☑
Color-keyed outer door handles			☑	☑	☑	☑
Color-keyed power door mirrors			☑	☑	☑	☑
Color-keyed power door mirrors with defogger, turn lamps and folding function			☑	☑	☑	☑
Chrome belt-line moldings			☑	☑	☑	☑
Black roof rails			☑	☑	☑	☑
Panoramic glass roof with interior LED illumination			☑	☑	☑	☑
Chrome tailgate garnish			☑ 12	☑	☑	☑
Chrome exhaust finisher			☑ 13	☑	☑	☑
Shark fin antenna			☑	☑	☑	☑
3-spoke leather-wrapped steering wheel / Leather-wrapped gearshift knob			☑/☆	☑/☆	☑/☆	☑/☆
3-spoke leather-wrapped steering wheel with audio controls			☑	☑	☑	☑
Electric power steering / Tilt-adjustable steering column / Telescopic adjustment steering column			☑	☑	☑	☑
Cruise control		☑/☆	☑	☑	☑	
High-contrast back-lit meters with large color liquid crystal multi-information display		☑/☆	☑	☑	☑	
Illuminated ignition key cylinder (not available with Engine Switch + Keyless Operation System)		☑	☑	☑	☑	
Aluminum pedal		☑ 02	☑	☑	☑	
Interior	Seat materials	Leather seats with front seat heater	☑	☑	☑	☑
		Suede like artificial leather / Synthetic leather	☑ 05	☑	☑	☑
		High grade fabric with stitches (Block pattern)	☑	☑	☑	☑
		Standard fabric (Honeycomb pattern)	☑/☆	☑	☑	☑
Front seats	Driver's power seat (set option with leather seat)	☑	☑	☑	☑	
	Manual sliding and reclining adjusters / Driver's seat manual height adjuster	☑	☑	☑	☑	
	Height-adjustable headrest × 2 / Front passenger's seatback pocket	☑	☑	☑	☑	
Rear seats	60:40 split seats / Headrest × 3	☑	☑	☑	☑	
	Center armrest with cup holders	☑	☑	☑	☑	
Comfort and Convenience	Black paint center panel		■	■	■	■
	Chrome air outlet knobs		■	■	■	■
	Floor console panel		■	■	■	■
	Power window switch panel (silver paint)		■	■	■	■
	Vinyl insert door trim		■	■	■	■
	Chrome inner door handles		☑	☑	☑	☑
	Illuminated glove box / Front cup holders on floor console		■	■	■	■
	Floor console box with center armrest and removable tray		■	■	■	■
	Removable mat		■	■	■	■
	Stitched soft touch knee pad		■	■	■	■
	Accessory socket × 2 (floor console box and center console panel)		■	■	■	■
	Removable cup-type ashtray / Cigarette lighter		☑	☑	☑	☑
	Front door pockets with bottle holders		■	■	■	■
	Vanity mirror with lid and ticket holder for driver's and front passenger's sunvisors		■	■	■	■
	Vanity mirror with illuminated lid and ticket holder for driver's and front passenger's sunvisors		☑	☑	☑	☑
Electronic chromic rearview mirror		☑	☑	☑	☑	
Day-and-night rearview mirror		■	■	■	■	
Front room lamp with map lamps / Cargo room lamp		■	■	■	■	
Rear room lamp (not available with panoramic glass roof)		■	■	■	■	
Ventilation	Fully automatic air conditioner with chrome dial	☑ 04	☑/☆	☑	☑	
	Manually controlled air conditioner	☑ 03	☑	☑	☑	
	Air filter	■	■	■	■	
Tonneau cover (hard type)		☑	☑	☑	☑	
Central door locking system		■	■	■	■	
Keyless entry system		■	■	■	■	
Silence grade-up package		☑	☑	☑	☑	
Engine Switch + Keyless Operation System** (set option with high-contrast back-lit meters with large color liquid crystal multi-information display)		☑ 08	☑	☑	☑	
Power windows (anti-trapping for driver's side)		■	■	■	■	
Audio and Media	4 speakers		☑	☑	☑	☑
	6 speakers		☑	☑	☑	☑
	Rockford Fosgate®** 710 W premium sound system with AM/FM radio, CD player, center display with touch panel (digital clock, audio information and rearview camera) and 9 speakers (4 speakers, 4 tweeters and 1 subwoofer)		☑ 07	☑	☑	☑
	AM/FM radio, CD player and center display with touch panel (digital clock, audio information and rearview camera)		☑	☑	☑	☑
AM/FM radio, CD player and center display (digital clock and audio information)		☑ 06	☑	☑	☑	
Audio accommodation kit		■	■	■	■	
Bluetooth® hands-free cellular phone interface system with voice recognition and USB port / Link system		☑	☑	☑	☑	
USB port		☑ 05	☑	☑	☑	
Package Option	Luxurious Package: Super wide range HID headlamps with aluminized extension and automatic headlamps leveling device / 3-spoke leather-wrapped steering wheel with airbag / Leather-wrapped gearshift knob / Rearview camera		☑	☑	☑	☑
	Special Exterior Package: Chrome belt-line moldings / Chrome exhaust finisher		☑	☑	☑	☑

■: Standard □: Optional ☆: Package option —: Not available **1: Available for Euro 4 models only. **2: ABS can help a driver prevent unsafe situations while braking, but is never a substitute for safe driving. ABS does not always reduce stopping distances. Stopping distance can be influenced by many factors including road surface conditions and friction between the tires and the road surface. **3: Excluding GA2WXNSHL and GA2WXTSHL models. **4: Radio waves from the Keyless Operation System may affect pacemakers and other medical devices. Please consult your local Mitsubishi Motors dealer/distributor for details. **5: Rockford Fosgate® and associated logos are registered trademarks of Rockford Corporation in the United States and other countries.
Note: Equipment may vary by market. Please consult your local Mitsubishi Motors dealer/distributor for details.

STANDARD AND OPTIONAL EQUIPMENT



5-speed manual transmission (leather-wrapped shown, vinyl also available) 📷 01



Aluminum pedal 📷 02



Manually controlled air conditioner 📷 03
Fully automatic air conditioner with chrome dial 📷 04



Front seat heater (set option for leather seats) 📷 05
USB Port



AM/FM radio, CD player and center display 📷 06



Rockford Fosgate® 710 W premium sound system with AM/FM radio, CD player, center display with touch panel and 9 speakers 📷 07



Engine Switch + Keyless Operation System 📷 08



Forward Collision Mitigation System (FCM) / Lane Departure Warning (LDW) / Automatic high-beam (AHB) / Auto rain-sensor 📷 09



LED daytime running lamp / Front fog lamp 📷 10



Wheel arch moldings 📷 11



Chrome tailgate garnish 📷 12



Chrome exhaust finisher 📷 13



215/65R16 tires with 16-inch full wheel covers 📷 14



215/65R16 tires with 16-inch light alloy wheels 📷 15



215/60R17 tires with 17-inch light alloy wheels 📷 16



225/55R18 tires with 18-inch light alloy wheels 📷 17

Note: Some of the equipment may vary in appearance or availability according to market. Please consult your local Mitsubishi dealer/distributor for more detailed information.


SEAT MATERIALS



Standard fabric (Honeycomb pattern) (Black)



High grade fabric with stitches (Block pattern) (Black)



High grade fabric with stitches (Block pattern) (Warm Gray)



NEW Suede like artificial leather / Synthetic leather



Leather (Black)

Note: Leather seats include synthetic leather on the sides, rear, partial seating surface and head restraint (also on rear center armrest, door armrests and door trim etc.)

DECORATION PANEL (INSTRUMENT CENTER PANEL)



Black paint panel

EXTERIOR COLORS



Sterling Silver Metallic [U25]
NEW COLOR



Lightning Blue Mica [D06]



Red Metallic [P26]



Titanium Gray Metallic [U17]



White Pearl [W13]



White Solid [W37]



Black Mica [X42]

EXTERIOR AND INTERIOR COLOR COMBINATIONS

Model		GLX	GLS
Seat materials and colors	Standard fabric (Honeycomb pattern) (Black)	■	—
	High grade fabric with stitches (Block pattern) (Black or Warm Gray)	□	■
	Suede like artificial leather / Synthetic leather	□	□
	Leather (Black)	□	□
Exterior colors	Sterling Silver Metallic [U25]	■	■
	Lightning Blue Mica [D06]	■	■
	Red Metallic [P26]	■	■
	Titanium Gray Metallic [U17]	■	■
	White Pearl [W13]	■	■
	White Solid [W37]	■	■
	Black Mica [X42]	■	■

■ : Standard □ : Optional — : Not available

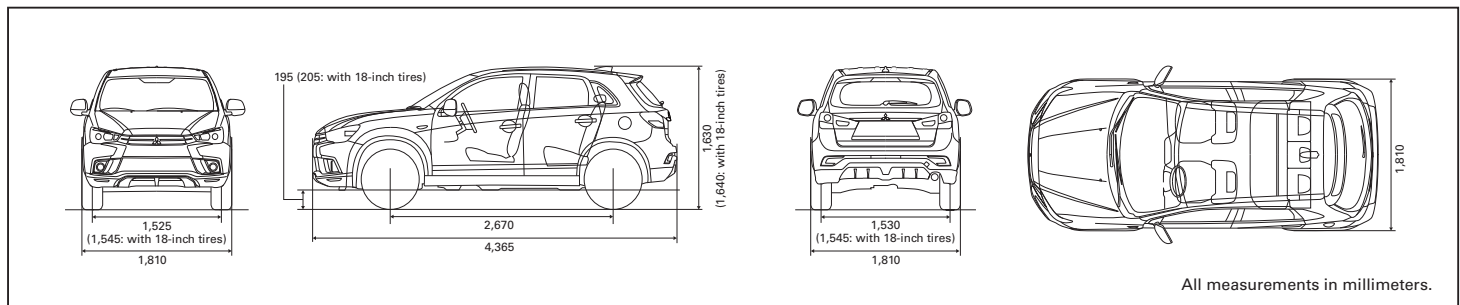
Note: Colors shown may differ slightly from actual colors due to printing process. Please consult your local Mitsubishi dealer/distributor for actual colors.

SPECIFICATIONS

MODEL	Drive system		2WD				4WD		
	Engine		2.0 MIVEC						
	Transmission		5MT		CVT		5MT	CVT	
	Price class		GLX	GLS	GLX	GLS	GLS	GLX	GLS
Model code	EURO 2	GA2WXNSHL	GA2WXNHHL	GA2WXTSHL GA2WXTSHR	GA2WXTHHL	GA2WXNHHL	GA2WXTSHZR	GA2WXTHHZL	
	EURO 4	GA2WXNSGL	—	GA2WXTSGL	—	—	GA2WXTSGZL	—	
DIMENSIONS AND WEIGHTS	Overall length	mm							4,365
	Overall width	mm							1,810
	Overall height	mm							1,630 (1,640: with 18-inch tires)
	Wheelbase	mm							2,670
	Ground clearance	mm							195 (205: with 18-inch tires)
	Curb weight	kg	1,320		1,350		1,385	1,415	
	Gross vehicle weight	kg							1,970
	Seating capacity	persons							5
PERFORMANCE	Max. speed*	km/h	194		193		192	191	
	Acceleration*	0–100 km/h sec.	9.6		11.3		10.0	11.7	
	Min. turning radius	m							5.3
ENGINE	Type (code)	16-valve inline-4 DOHC MIVEC (4B11)							
	Displacement	cc							1,998
	Max. output (EEC net)	kW (PS)/rpm							110 (150)/6,000
	Max. torque (EEC net)	N-m (kg-m)/rpm							197 (20.1)/4,200
FUEL SYSTEM	Fuel supply equipment	ECI-MULTI (Electronic Controlled Injection - Multi Point Injection)							
	Fuel tank capacity	liters	63				60		
TRANSMISSION	Type	5-speed manual		INVECS-III CVT		5-speed manual		INVECS-III CVT	
STEERING	Type	Rack-and-pinion with electric power assist							
SUSPENSIONS	Front	MacPherson strut, coil springs with stabilizer bar							
	Rear	Multi-link, coil springs with stabilizer bar							
BRAKES	Front	Ventilated discs							
	Rear	Discs							
TIRES	Front and rear	215/65R16 (GLX: STD) 215/60R17 (GLX: OPT, GLS: STD) 225/55R18 (GLX: OPT, GLS: OPT)							

*Measured by Mitsubishi Motors Corporation. These specifications are subject to change without notice. Please consult your local Mitsubishi dealer/distributor for detailed specifications.

DIMENSIONAL VIEWS



 www.facebook.com/MitsubishiMotors.en

 www.instagram.com/mitsubishimotorsofficial

 www.youtube.com/user/MitsubishiMotorsAd

 **MITSUBISHI MOTORS**

www.mitsubishi-motors.com

©2017–2018 Mitsubishi Motors Corporation. All rights reserved.
Ge/E11C49Oct.17EG Printed in Japan



The paper used in this catalogue has been certified by the FSC™ (Forest Stewardship Council™) as having been produced through a 'chain of custody' system of forestry management, tracking and production oversight that ensures responsible consideration for the earth's ecosystem. Mitsubishi Motors has adopted the combined use of FSC-certified paper and recycled paper in our efforts to reduce CO₂ emissions and promote more efficient use of natural resources. In this way, we hope to contribute to greater protection of the environment.