



**MITSUBISHI  
MOTORS**

Drive your Ambition

# PAJERO



## Effortlessly Elegant, Powerfully Rugged

Nothing says power and prestige like Mitsubishi's internationally acclaimed Pajero. Sleek yet rugged, this exclusive, all-around SUV is ready to take on any environment, from crowded city streets and bumpy back roads to unpaved paths just waiting to be explored. With premium features, exhilarating performance, and style that just won't quit, you'll only wish you'd discovered it sooner.



3.8-liter 5-Door GLS shown with optional equipment / Sterling Silver Metallic [U25]  
Equipment may vary by market. Please consult your local Mitsubishi Motors dealer/distributor for details.

Note: Hazardous driving may cause serious injury or vehicle damage. Please drive safely all the time.



3.2-liter 5-Door GLS shown with optional equipment / Black Leather seats  
Equipment may vary by market. Please consult your local Mitsubishi Motors dealer/distributor for details.

## Man-Machine Interface

Comfortable and inviting, the interior of Pajero is a far cry from the terrain it was designed to face. Illuminated meters and leather-wrapped controls are all ergonomically arranged and awaiting your command, while the soft leather seats and luxurious appointments throughout tempt you to forget your destination and simply keep driving.





3.2-liter 5-Door GLS shown with optional equipment / Black Leather seats  
Equipment may vary by market. Please consult your local Mitsubishi Motors dealer/distributor for details.

## Cool Sport

As sleek as it is spacious, Pajero's expansive interior delivers a ride of luxurious comfort for you and your passengers. Providing ample head- and legroom for up to seven occupants, Pajero also features versatile seating arrangements to match your carrying needs. The third-row seats can be easily stowed under the floor to create a wide, flat storage space ideal for suitcases, or removed completely to give you a convenient underfloor compartment. For even larger items, the second-row seats can also be folded down to provide enough space for nearly anything you want to bring.



## Flexible Utility Space

Every day brings new destinations, new friends, and new adventures. You don't want to be stuck in someone else's rigid assumptions of where to go and what to do. Pajero understands, and provides you an interior as versatile as it is roomy, with plenty of seating and storage options for work, fun or daily life.



### Seat Arrangements (GLX and GLS)



With the 3rd-row stowed, the 1st and 2nd-rows can be laid flat, creating a comfortable sleeping area.



The 2nd-row has a 60:40 split, allowing you to carry extra-long cargo while still seating four comfortably. (GLS only)



Fold up the 2nd-row as well to make full use of Pajero's massive carrying capacity.

### Convenient Folding 2nd- and 3rd-row Seats (GLX and GLS)



To provide as much carrying space as possible, the 2nd-row can have the seatbacks folded down, and then the seats themselves folded up and out of the way. You can also fold down just one part of the 60:40-split 2nd-row for carrying extra long cargo\*.

\*GLS only



The 3rd-row seats can be easily folded up and stowed away in Pajero's underfloor compartment, then unfolded again when you need the extra seating capacity. This gives you plenty of room for groceries, suitcases or bulky cargo.



## Premium Entertainment

Few things are as fun as listening to your favorite tunes as you head down the road. Now you can enjoy them as never before with Pajero's powerful Rockford Acoustic Design™ premium sound system that turns the entire cabin into a concert hall. For rear passengers, the DVD player and video screen might just be enough to make up for not getting to drive.



### Rockford Acoustic Design™ Premium Sound System

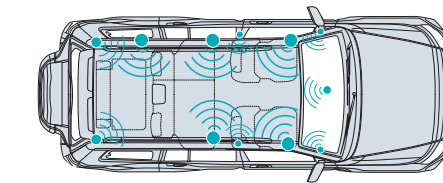
This system consists of 12 speakers, including tweeters, woofers and subwoofers. Positioned throughout Pajero, they are optimally balanced for automotive listening.

Note: Rockford Acoustic Design™ and associated logos are trademarks of Rockford Corporation in the United States and other countries.



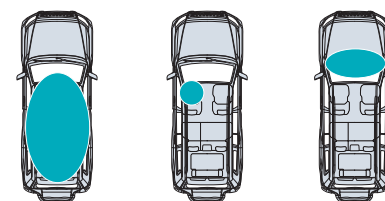
### Audio Controls on Steering Wheel

For convenience and safety, stereo controls are built into the steering wheel, allowing the driver to adjust the sound system with both hands on the wheel.



### 860 W High Power Amp and 12-speaker System

The powerful amplifier and high quality speakers are capable of producing all the power and clarity of a home sound system, giving you complete music enjoyment everywhere you go. Output levels can even be automatically balanced for different music styles, and can also be centered on individual passenger positions.



All seats Driver's seat Front seat

### Surround Sound

The surround sound system balances front and rear speakers with the powerful subwoofer to create the feeling of being right in the center of the action. The sound balance can be adjusted to focus on the front seats, or to provide an even balance for the whole interior.

# AWC (All Wheel Control)



More than a technology, All Wheel Control is our guiding philosophy. Incorporating an array of innovative systems into an integrated performance and control network, AWC delivers precise traction, power and slip control for each wheel independently to ensure complete driver control even in extreme handling conditions.



- 
**4-wheel Traction Control**
  - Monocoque Body with Built-in Ladder Frame
  - Front Midship Layout
  - Independent Suspension
- 
**4-wheel Power Control**
  - Super Select 4WD II (SS4 II)
  - Rear Differential Lock
- 
**4-wheel Slip Control**
  - Multi-mode ABS + EBD
  - ASTC and Rear Differential Lock
  - Independent Suspension


## Monocoque Body with Built-in Ladder Frame

They say that superior off-road handling capability could only come at the expense of on-road smoothness. They have obviously never driven Pajero. By incorporating a lightweight and highly rigid monocoque body with a built-in ladder frame that provides added resistance to torsion and flexing and fixing them atop a dynamic independent

suspension, Pajero achieves an unprecedented combination of all-terrain control and luxury-sedan comfort. For added durability, Pajero now makes more extensive use of galvanized steel body panels, while the aluminum hood panel reduces weight for better handling.

## Front Midship Layout

The engine on Pajero has been shifted back closer to the center of the vehicle. This places more weight between the axles to greatly improve handling and control. In addition, the engine position allows a better approach angle and provides added crumple zone protection in the event of an accident.



Each wheel can raise, lower and pivot independently, keeping more tire surface against the ground for greater stability

## Independent Suspension

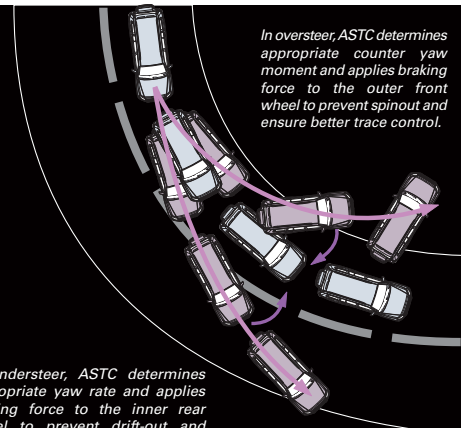
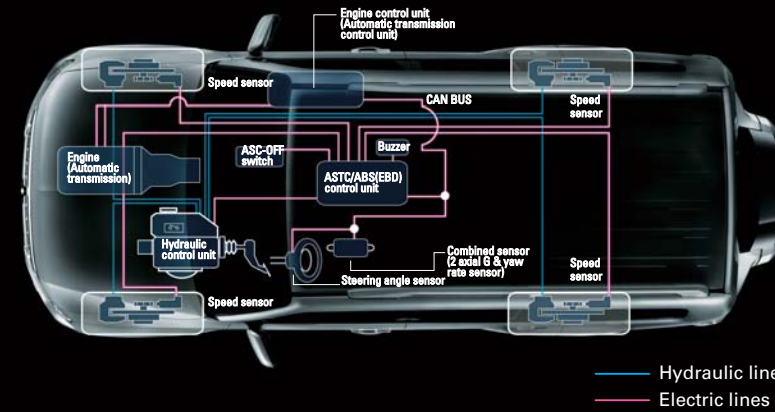
Pajero's rally-proven all-wheel independent suspension gives drivers confident, predictable handling in even the most unpredictable road conditions. The front double-wishbone and rear multi-link suspensions use coil springs to provide quick and natural response, especially when cornering.

## Suspension Travel

The independent suspension, coil springs and monocoque body all work together to provide a greater degree of suspension travel. The result is impressive road-handling and greater stability even over the roughest off-road conditions.

# ASTC (Active Stability and Traction Control)

ASTC utilizes a network of control units and intelligent sensors to monitor vehicle status as well as the driver's steering. As road and vehicle conditions change, ASTC manages the forces on all wheels by precisely controlling engine torque and braking force going to each one, providing improved vehicle control, trace ability and traction in all driving conditions. ASTC lets driving enthusiasts enjoy the full potential of Pajero in complete confidence.



In oversteer, ASTC determines appropriate counter yaw moment and applies braking force to the outer front wheel to prevent spinout and ensure better trace control.

In understeer, ASTC determines appropriate yaw rate and applies braking force to the inner rear wheel to prevent drift-out and ensure better trace control.

ASTC calculates real-time vehicle status via sensor data. Whenever the potential for oversteer or understeer in corners is detected, ASTC determines the correct yaw for Pajero and applies braking force to the appropriate wheels. This enables drivers to maintain control even in slippery road conditions.

Note: The control capabilities of ASTC are supplemental only. Please drive safely and never rely solely on these functions while driving. Be sure to use the same specified type and size of tires on all 4 wheels. Do not install any aftermarket limited slip differential on your vehicle. Please see the owner's manual for additional information.



## Rally-proven Technologies

Mitsubishi's advanced control technologies were first conceived and developed to meet the challenges of the world's most grueling rally courses. Proven under real-world conditions more demanding than any test track, they are now ready to go into Mitsubishi vehicles like Pajero.



## Rear Differential Lock

Pajero also offers a rear differential lock for extreme off-road conditions, delivering the traction and handling needed to prevent wheel slip and navigate treacherous situations. Combining its low-torque performance with ASTC, drivers will find that no adventure is out of reach.



## Super Select 4WD II (SS4 II)


Pajero's advanced SS4 II lets you shift between 2H, 4H and 4HLc modes at speeds of up to 100 km/h, providing on-demand control for highway performance or off-road traction whenever you need it.



## Sports Mode for AT

Standard on all AT models, Sports Mode delivers the excitement of a manual shift while still providing the convenience of an automatic. Changing gears for enhanced response and performance with just a touch of the shifter, Sports Mode reminds you of what driving was like back when you first learned how.

Note: Super Select 4WD II lets you shift between 2H, 4H and 4HLc modes at speeds up to 100 km/h. Vehicle must be stopped when switching between 4HLc and 4LLc. Please see the owner's manual for additional information.



## 2H (2WD high range)

For cruising down the highway or just making a quick trip across town, 2H mode shifts you into rear-wheel drive for smooth, quiet, fuel-efficient performance.

## 4H (4WD high range)

When the weather gets bad and the roads start turning rough, 4H mode provides added traction. The dynamic front/rear torque split adjusts between 33:67 and 50:50 to give you greater control for high speed driving.

## 4HLc (4WD high range with locked center differential)

Keeping you on track even in rugged or slippery conditions, the 4HLc mode distributes power to all four wheels equally for off-road excitement with a steady sense of control.

## 4LLc (4WD low range with locked center differential)

Switch to 4LLc mode when you need all the tractor-like crawling power Pajero is capable of. Maximized low-end torque pulls you through even the roughest terrain, stickiest mud and deepest snow.

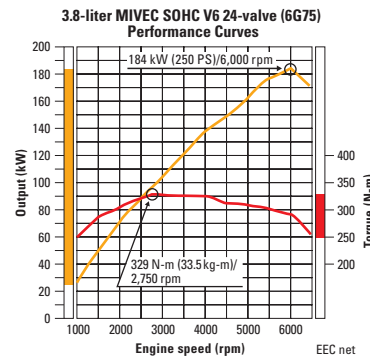
# Engine Performance

The control that put Pajero in the Dakar Rally record books didn't come by skimping on engine power. The rugged outdoors are unforgiving on those who show up unprepared, which is why Pajero comes with a range of engines to provide ample power for all conditions.



## 3.8L 24-valve V6 SOHC MIVEC

Pajero's 3.8-liter engine puts an incredible 250 PS at your command ensuring that you'll never be short on power. The MIVEC (Mitsubishi Innovative Valve-timing Electronic Control) system varies the inlet valve timing lift to optimize engine output across more of the rev range. The net result is enjoyment of the full potential this powerhouse has to offer, with quicker starting response and sure, confident cruising performance.

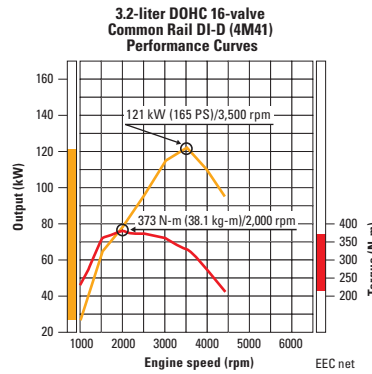


\*Figures quoted without Pre-air cleaner



## 3.2L 16-valve DOHC COMMON RAIL DI-D

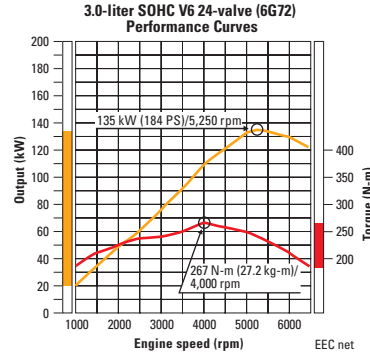
The 3.2-liter DI-D (Direct Injection Diesel) engine provides superior torque, especially at low and mid rev ranges. The Common Rail injection system electronically controls fuel intake to deliver precisely the right amount to each cylinder, while the direct injection system enables far more efficient combustion for better fuel efficiency and reduced emissions.



## 3.0L 24-valve V6 SOHC



For all the power you need to roam the city streets or enjoy the great outdoors up close. Equipped with multi-point fuel injectors for increased performance, this 24-valve V6 engine packs a punch not to be ignored.

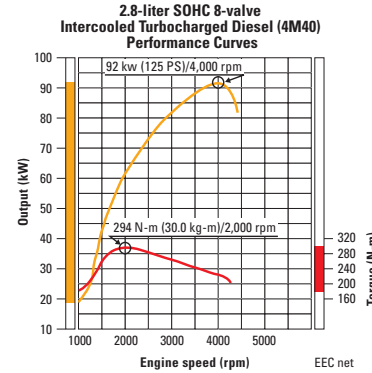


\*Figures quoted without Pre-air cleaner

## 2.8L 8-valve SOHC Intercooled Turbocharged Diesel



This intercooled turbo diesel engine with pre-air cleaner is built for smooth, comfortable performance, providing ample power both on-road and off in a fuel efficient package.



### Variable Intake Manifold



Designed for the 3.8-liter engine, it further optimizes performance by adjusting air intake. At low and mid rpm ranges, only the primary port is used, increasing airflow speed for better torque and quicker starts, enhancing off-road escapeability and fuel efficiency. At higher rpm ranges, both intake ports open to increase airflow volume and maximize power.

### Common Rail Fuel System



The critical factor in precision diesel engines is pressure. By using a Common Rail to supply fuel injector lines, a single pump can provide constant high fuel pressure. In addition, the ECU electronically controls fuel flow to allow three injections with every cycle, maximizing power output while minimizing waste and emissions.

### Cyclone-type Pre-air Cleaner



To perform at its best, an engine needs a continuous flow of clean air. The pre-air cleaner increases air intake while filtering out dust and moisture. With the engine breathing easy, Pajero is ready to take on any road.

# Safety and Reliability

Accidents happen. Mitsubishi knows that sometimes the road throws an unexpected surprise in your path, so Pajero is outfitted with an array of advanced active and passive safety technologies. Enjoy your drive with the peace of mind of knowing that you and your passengers are safe and secure.

## Monocoque Body with Built-in Ladder Frame

The strength of Pajero's ladder frame has been nearly tripled over previous designs, providing even better resistance to torsional and flexural stresses without any further increase in weight. This rigidity translates to better handling and comfort over difficult road conditions and lower chance of control loss.



### 1 Dual-stage SRS Airbag System, Side and Curtain SRS Airbags (optional)

In the event of a forward collision, the driver and front passenger are both protected by front SRS airbags. To further increase safety, the onboard computer measures the force of impact and adjusts airbag deployment speed to best reduce the chance of injury to occupants. For side collisions, the driver and front passenger are protected by side mounted airbags set to deploy at just the right position regardless of seat position. Furthermore, curtain airbags mounted in the ceiling lining deploy to protect front and 2nd-row occupants.

Note: Airbags are part of a Supplemental Restraint System (SRS). To decrease the risk of injury from a deploying airbag, always wear your seat belt, sit upright in the middle of the seat and do not lean against the door. Always place children 12 and under in the rear seat and use appropriate child restraints. Never place a rear-facing infant restraint in the front seat. Please see the owner's manual and the instructions provided with your child restraint for additional information.

### 2 Automatic High Beam System (optional)

This in-vehicle camera sensor continuously monitors headlamps and tail lights of oncoming and preceding vehicles. If a nearing vehicle is detected by the camera sensor, the Automatic High Beam system automatically switches to low beam. Once there are no oncoming or preceding vehicles with headlamps or tail lights turned on in close proximity, the system immediately reverts back to high beam. Without the need for manual operation, driving is even more safe and comfortable.

### 3 Premium Security Alarm System (optional)

This theft protection system has been improved from earlier models. It is equipped with sensors to detect inclination and intrusions. In addition, the built-in battery power back-up activates an alarm when the battery wire is detached to prevent illegal access.

### 4 LED daytime running lamp with position lamp (optional)

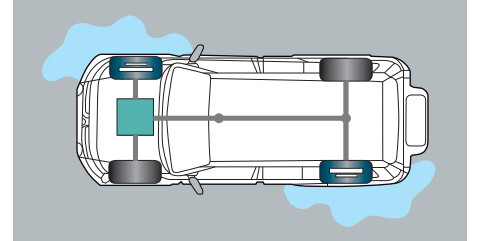
Beyond enhancing safety by increase visibility when driving during the daytime, the LED daytime running lamps add a touch of style for good measure.

### 5 RISE Body

Using front and rear crumple zones to absorb and diffuse collision damage before it can reach the cabin interior, Pajero's RISE (Reinforced Impact Safety Evolution) body design is built to minimize occupant injury regardless of which direction trouble comes from. The rigid monocoque body provides further protection by encasing occupants within a steel framework that resists damage.

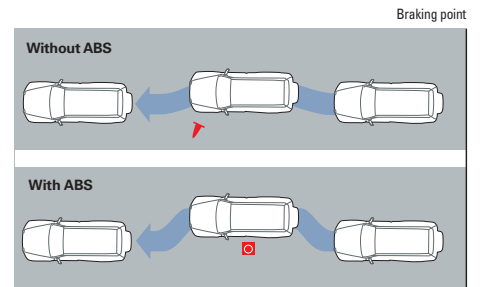
### 6 Safety-design Fuel Tank

Positioned ahead of the rear axle to help prevent leakage in a collision, Pajero's fuel tank is also guarded by a tough resin underprotector.



## ASTC (Active Stability and Traction Control)

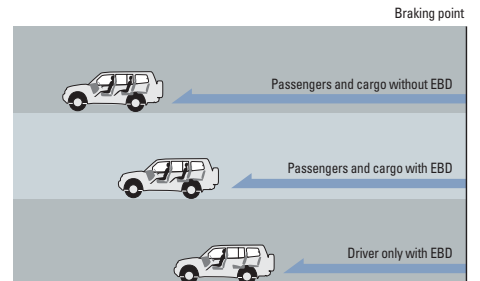
ASTC analyzes the forces acting on Pajero to anticipate control loss and take preventive measures. Additional braking is delivered to the wheels that need it, enabling you to hold your line precisely through each turn.



## Multi-mode ABS (Anti-lock Braking System)

When the road throws you an unexpected curve, ABS ensures that you'll be ready. The 4-sensor, 4-channel system is matched to each SS4 II mode to ensure skid-free braking regardless of surface conditions.

Note: ABS can help a driver prevent unsafe situations while braking, but is never a substitute for safe driving. ABS does not always reduce stopping distances. Stopping distance can be influenced by many factors including road surface conditions and friction between the tires and the road surface.



## EBD (Electronic Brake-force Distribution)

EBD modulates each braking channel independently, providing additional force to the rear wheels when the vehicle is carrying passengers or cargo. This ensures you are able to come to a stop quickly and safely, regardless of load or road conditions.

**5-DOOR GL (9 SEATER)**

Gasoline engine: 3.0-liter V6 ECI-MULTI

Diesel engine: 2.8-liter intercooled turbocharged diesel (shown here)



Eiger Gray Metallic [U19]



Gray interior with metallic accent panels  
Note: Audio shown is optional



Gray Fabric seats  
Note: Audio shown is optional

**Standard features:**

- 265/65R17 tires with 17-inch steel wheels
- Chrome front grille (matt black paint radiator grille and front bumper center)
- Black front lower bumper / Black rear lower bumper
- Halogen headlamps
- Black door mirrors
- Black outer door handles
- Front and rear mudguards
- Dark gray rear license plate garnish
- Power steering / Tilt-adjustable steering column
- High-contrast back-lit meters and gauges with tachometer, 4WD position display and rheostat

- Front height-adjustable headrests
- 2nd-row bench seat
- Metallic accent panels (instrument panel, floor console and door trims)
- Center information display
- Front cup holders on floor console
- Front room lamp with map lamps
- Retractable assist grip × 3
- Fully automatic air conditioner
- Central door locking system

Equipment may vary by market. Please consult your local Mitsubishi Motors dealer/distributor for details.

**5-DOOR GLX (PACKAGE OPTION FOR GLS)**

Gasoline engines: 3.8-liter V6 MIVEC ECI-MULTI / 3.0-liter V6 ECI-MULTI

Diesel engines: 3.2-liter Common Rail DI-D (shown here) / 2.8-liter intercooled turbocharged diesel



Platinum Beige Metallic [S18]



Beige interior with glossed wood-print accent panels  
Note: Audio shown is optional



Beige Fabric seats  
Note: Audio shown is optional

**Standard features:**

- Light alloy wheels
- Black power door mirrors
- Front seatback pockets
- 2nd-row 60:40 split bench seat
- 2nd-row height-adjustable headrest × 3
- 2nd-row center armrest with cup holders
- 3rd-row front facing removable bench seat
- 3rd-row left side armrest with cup holders
- Mood lamp on ceiling

- Floor console box with upper and lower compartments and slide adjustable center armrest
- Tailgate pocket with lid
- Cargo room floor box
- Cargo room accessory socket
- Height-adjustable front seatbelt anchors
- 6 speakers (4 speakers and 2 tweeters)
- Keyless entry system with 2 transmitters and master key (folding type × 2)

Equipment may vary by market. Please consult your local Mitsubishi Motors dealer/distributor for details.

## 5-DOOR GLS

Gasoline engines: 3.8-liter V6 MIVEC ECI-MULTI (shown here) / 3.0-liter V6 ECI-MULTI

Diesel engines: 3.2-liter Common Rail DI-D / 2.8-liter intercooled turbocharged diesel



Sterling Silver Metallic [U25]

**Exterior features:**

- Color-keyed rear license plate garnish
- Chrome outer door handles
- Black door sashes
- Chrome power door mirrors with defoggers, approach lamps and turn lamps
- Side garnishes with wheelhouse moldings
- Silver rear lower bumper




Note: LED daytime running lamp with position lamp and front fog lamp shown are optional.



Beige interior with glossed wood-print accent panels  
Note: Audio shown is optional



Beige Fabric seats  
Note: Audio shown is optional



**Leather Seats (Option)**

Beige Leather seats (black also available, refer to p. 17 for details)

**Interior features:**

- Leather-wrapped steering wheel
- Leather-wrapped gearshift and transfer knobs
- Leather-wrapped parking brake lever
- Chrome inner door handles
- Glossed wood-print accent panels
- Illuminated vanity mirrors with lids for sunvisors
- Electronic chromic rearview mirror
- Front foot lamps (both sides)

Equipment may vary by market. Please consult your local Mitsubishi Motors dealer/distributor for details.

## Exterior Colors



Sterling Silver Metallic [U25] **NEW COLOR**



Deep Bronze Metallic [C18]



Medium Red [P17]



Platinum Beige Metallic [S18]



Eiger Gray Metallic [U19]



Warm White Mica [W23]



White Solid [W37]



Black Mica [X37]




Sterling Silver Metallic / Eiger Gray Metallic [U4U]

## Seat Materials and Colors



Optional Leather [Beige] GLS only



Optional Leather [Black] GLS only



Fabric [Beige] GLX and GLS only



Fabric [Gray] GL only



Fabric [Black] GLX and GLS only

## Exterior and Interior Color Combinations

Model	5-Door		
	GL	GLX Package	GLS
Seat materials and colors	Fabric (Gray)	Fabric (Beige/Black)	Fabric (Beige/Black) or Opt. Leather (Beige/Black)
Exterior colors			
Sterling Silver Metallic [U25]	■	■	■
Deep Bronze Metallic [C18]	■	■	■
Medium Red [P17]	■	■	■
Platinum Beige Metallic [S18]	■	■	■
Eiger Gray Metallic [U19]	■	■	■
Warm White Mica [W23]	■	■	■
White Solid [W37]	■	■	■
Black Mica [X37]	■	■	■
Sterling Silver Metallic / Eiger Gray Metallic [U4U]	—	—	■

■ : Available — : Not available

Note: Colors shown may differ slightly from actual colors due to printing process. Please consult your local Mitsubishi dealer/distributor for actual colors.

# STANDARD AND OPTIONAL EQUIPMENT

Model	Body type Drive system Price class Engine	5-Door			
		4WD			
		GL	GLS		
		3.0L V6 2.8L D	3.0L V6 2.8L D	3.8L V6 3.2L DI-D	
		5MT	5MT/5AT/4AT	5AT	
<b>Performance</b>	Engines	3.8-liter 24-valve V6 SOHC MIVEC ECI-MULTI engine (6G75)	—	—	■
		3.0-liter 24-valve V6 SOHC ECI-MULTI engine (6G72)	■	■	—
		3.2-liter 16-valve intercooled turbocharged DOHC Common Rail DI-D engine (4M41)	—	—	■
		2.8-liter 8-valve intercooled turbocharged SOHC diesel engine (4M40)	—	■	—
	Transmissions	5-speed manual transmission (5MT models only)	■	■ <sup>*1</sup>	—
		INVECS-II 5-speed automatic transmission with Sports Mode	—	■ <sup>*2</sup>	■
		INVECS-II 4-speed automatic transmission with Sports Mode (4AT models only)	—	—	—
		Super Select 4WD II (SS4 II)	■	■	■
		Rear differential lock	□	□	□
		Heavy-duty suspension	□	□	□
	Tires and wheels	265/65R17 tires with 17-inch light alloy wheels 265/65R17 tires with 17-inch steel wheels	■ <sup>01</sup>	■	■
<b>Safety</b>	Active Stability and Traction Control (ASTC) with brake assist		—	■ <sup>*4</sup>	■
	Multi-mode ABS (Anti-lock Braking System) with EBD (Electronic Brake-force Distribution)		■	■	■
	SRS airbags	Driver's and front passenger's front SRS airbags (dual-stage)	■ <sup>02</sup>	■	■
		Front seat side and curtain SRS airbags	■ <sup>03</sup>	—	□
	Seatbelts	Front 3-point ELR seatbelt × 2	■	■	■
		Height-adjustable front seatbelt anchors	—	—	■
		2nd-row 3-point ELR seatbelt × 3	—	■	■
		2nd-row 3-point ELR seatbelt × 2 and 2-point center lapbelt × 1	■	—	—
		3rd-row 3-point ELR seatbelt × 2	—	■	—
		Front and rear side door impact bars	■	■	■
		Child-protection rear door locks	■	■	■
		High-mount stop lamp	■	■	■
		Rear sensors	—	□	□
		Premium security alarm system	■ <sup>04</sup>	—	□
		Shift lock with key interlock (AT models only)	—	■	■
	Starter interlock (MT models only)	■	■	—	
	Engine immobilizer	■ <sup>*4</sup>	■ <sup>*4</sup>	■	
	Tether anchor for ISO-FIX child seat	—	□	□	
<b>Exterior</b>	Chrome front grille (dark gray paint radiator grille and front bumper center)		■	■	
	Chrome front grille (matt black paint radiator grille and front bumper center)		■	□	
	Silver hood ornament		□	□	
	Headlamps	Halogen headlamps	■	■	■
		Discharge headlamps	■ <sup>06</sup> ■ <sup>07</sup>	—	□
		Automatic high beam	■ <sup>22</sup>	—	□ <sup>*4</sup>
		Headlamp washers	■ <sup>07</sup>	—	□
		LED daytime running lamp with position lamp	■ <sup>08</sup>	—	□
		Chrome side protector moldings	■ <sup>15</sup>	—	□
		Front fog lamp	—	□	□
		Rear fog lamp	■ <sup>10</sup>	—	■
		Silver front lower bumper / Silver rear lower bumper	■ <sup>11</sup>	—	■
		Black front lower bumper / Black rear lower bumper	■	☆	☆
		Tailgate air deflector	■ <sup>20</sup>	—	□
	Windows	Laminated green windshield glass	■	■	■
		Tempered green front and rear door glass, rear quarter glass and rear window glass	■	■	■
		Chrome windshield molding	—	■	■
		Windshield sunshade	■	■	■
		Rear window defogger	■	■	■
		Privacy glass (rear doors, rear quarter and tailgate windows)	■ <sup>14</sup>	—	□
		Variable intermittent windshield wipers and washers	■	■	■
		Rear intermittent wiper and washer	■ <sup>21</sup>	■	■
		Chrome power door mirrors with defoggers, approach lamps and turn lamps	■ <sup>09</sup> ■ <sup>12</sup>	—	☆
		Black power door mirrors	—	☆	☆
		Black door mirrors	—	—	—
	Chrome outer door handles	■ <sup>15</sup>	—	■	
	Black outer door handles	■	☆	☆	
	Black door sashes	—	—	■	
	Black door sashes deletion	■	☆	☆	
	Side garnishes with wheelhouse moldings	—	■	■	
	Side steps	■ <sup>16</sup>	—	□	
	Front and rear mudguards	■ <sup>17</sup>	■	■	
	Black roof rails	■ <sup>19</sup>	□	□	
	Color-keyed rear license plate garnish	—	■	■	
	Dark gray rear license plate garnish	■	☆	☆	
	Front and rear towing hooks	■	■	■	
	Rear pintle hook	□	□	□	
<b>Cockpit</b>	4-spoke leather-wrapped steering wheel	—	■	■	
	4-spoke wood and leather-wrapped steering wheel with audio controls and cruise control	■ <sup>24</sup>	—	□ <sup>*4</sup>	
	4-spoke leather-wrapped steering wheel with audio controls and cruise control	—	□ <sup>*4</sup>	□	
	Power steering / Tilt-adjustable steering column	■	■	■	
	Leather-wrapped gearshift knob, transfer knob and parking brake lever	—	■	■	
	High-contrast back-lit meters and gauges with tachometer, 4WD position display and rheostat	■ <sup>23</sup>	■	■	
	Illuminated ignition key cylinder	■	■	■	
	Aluminum pedals	■ <sup>26</sup>	—	□ <sup>*4</sup>	
	Scuff plate with accent	—	□	□	
	Leather seats / Front seat heaters / Front power seats / Driver's seat lumbar support / Front seat side and curtain SRS airbags	—	□	□	
Leather seats / Front power seats / Driver's seat lumbar support / Front seat side and curtain SRS airbags	—	—	□ <sup>*5</sup>		
Front seat heaters	—	—	3.8L: □ <sup>*5</sup> 3.2L: □ <sup>*5</sup>		

Model	Body type Drive system Price class Engine	5-Door		
		4WD		
		GL	GLS	
		3.0L V6 2.8L D	3.0L V6 2.8L D	3.8L V6 3.2L DI-D
		5MT	5MT/5AT/4AT	5AT
<b>Seats (continued)</b>	Transmission		■	■
	Front seats	Manual sliding and reclining adjusters / Driver's seat manual height adjuster (GLS only)	■	■
		Driver's power seat with lumbar support / Seat heaters	■ <sup>34</sup>	□
		Height-adjustable headrest × 2	■	■
		Driver's and front passenger's seatback pockets	—	■
	2nd-row seats	60:40 split bench seat	—	■
		Bench seat	■	—
		Reclining adjusters	—	■
		Manual folding and tumbling function	■	■
		Center armrest with cup holders	■ <sup>36</sup>	—
	Height-adjustable headrest × 3	—	■	
	2nd-row seat deletion	□	—	
3rd-row seats	Front-facing removable bench seat	■ <sup>37</sup>	■	
	Face-to-face bench seat with folding function × 2	■ <sup>39</sup>	—	
	Underfloor stowage function	—	■	
	3rd-row seat deletion	■ <sup>40</sup>	□ <sup>*4</sup>	
	Headrest × 2	—	□	
<b>Interior</b>	Glossed wood-print or metallic accent panels (instrument panel, floor console and door trims)	—	■	■
	Metallic accent panels (instrument panel, floor console and door trims)	■	—	—
	Piano black panels (instrument center panel, floor console) and metallic accent panels (instrument panels and door trims)	—	□	□
	Chrome inner door handles	■ <sup>35</sup>	—	■
	Silver power window switch panels	■	■	■
	Center information display	■ <sup>29</sup>	■	■
	Center console box	■	■	■
	Lower center console box	■	■	■
	Lockable glove box	■	■	■
	Front cup holders on floor console	■	■	■
	Floor console box with upper and lower compartments and slide adjustable center armrest	□	■ <sup>*5</sup>	3.8L: □ <sup>*5</sup> 3.2L: □ <sup>*5</sup>
	Beverage cooler built into floor console box (accessory socket deletion)	—	□ <sup>*5</sup>	3.8L: □ <sup>*5</sup> 3.2L: □ <sup>*5</sup>
	Front door pockets	■	■	■
	3rd-row left side armrest with cup holders	■ <sup>38</sup>	—	■
	Accessory socket on instrument panel	■ <sup>32</sup>	■	■
	Accessory socket inside floor console box	■	■	■
	Cigarette lighter / Removable cup-type ashtray	□	□	□
	Fuel lid opener	■	■	■
	Illuminated vanity mirror with lid and ticket holder for sunvisors	—	■	■
	Vanity mirror and ticket holder for sunvisors	■	☆	☆
	Cabin lamps	Front room lamp with map lamps	■	■
		Personal lamps for 2nd-row passengers	■	■
		Mood lamp on ceiling	—	■
		Front foot lamps (both sides)	—	■
		2nd-row foot lamp behind floor console	—	□
		Door courtesy lamps (all side doors)	■	■
	Electronic chromic rearview mirror	—	■	■
	Retractable assist grip × 6	—	□	□
	Retractable assist grip × 3	■	■	■
	Cargo room	Tailgate pocket with lid	—	■
		Cargo room floor box	—	■
		Cargo room hook × 4	■	■
		Cargo room accessory socket	—	■
		Tonneau cover	—	□
		Cargo room lamp	■	■
<b>Comfort and Convenience</b>	Ventilation	Fully automatic air conditioner	■ <sup>30</sup>	■
	Air filter	□	□	
	Manually controlled rear air conditioner	■ <sup>31</sup>	—	
	2nd-row seat heater ducts	■	■	
	Central door locking system	■	■	
	Keyless entry system with 2 transmitters and master key (folding type × 2)	■ <sup>25</sup>	□ <sup>*7</sup>	
	Power windows with time-delay and driver's auto-down function	■ <sup>13</sup>	■	
	Power tilt and sliding sunroof with anti-trapping function	■ <sup>18</sup>	—	
	High-grade silence package	—	□ <sup>*8</sup>	
<b>Audio and Media</b>	6 speakers (4 speakers and 2 tweeters)	—	■	
	2 speakers	■	—	
	Rockford Acoustic Design™ premium sound system <sup>*9</sup> with AM/FM radio, CD player, center display with touch panel (digital clock, audio information and rearview camera), 12 speakers (7 speakers, 4 tweeters and 1 subwoofer) and USB port	■ <sup>27</sup> ■ <sup>33</sup>	—	
	AM/FM radio, CD player, center display with touch panel (digital clock, audio information and rearview camera) and USB port	■ <sup>33</sup>	—	
	AM/FM radio, CD player and USB port	■ <sup>28</sup> ■ <sup>33</sup>	□	
	Bluetooth® hands-free cellular phone interface system <sup>*10</sup> with voice recognition and USB port / Link system	■ <sup>33</sup>	□ <sup>*4</sup>	
	Built-in glass antenna	■	■	
<b>Package Options</b>	<b>GLX Package:</b> Chrome front grille (matt black paint radiator grille and front bumper center) / Black windshield molding / Black front and rear lower bumper / Black power door mirrors / Black outer door handles / Black door sashes deletion / Side garnishes with wheelhouse moldings deletion / Dark gray rear license plate garnish / Urethane steering wheel / Urethane gearshift knob, transfer knob and parking brake lever / Color-keyed inner door handles / Vanity mirror and ticket holder for sunvisors / Front foot lamps deletion / Day-and-night rearview mirror	—	□	
	<b>Basic Exterior Package:</b> Chrome front grille (matt black paint radiator grille and front bumper center) / Black windshield molding / Black front and rear lower bumper / Black power door mirrors / Black outer door handles / Black door sashes deletion / Dark gray rear license plate garnish	—	□	
	<b>Basic Interior Package:</b> Color-keyed inner door handles / Vanity mirror and ticket holder for sunvisors / Front foot lamps deletion / Day-and-night rearview mirror	—	□	

■: Standard □: Optional ☆: Available in Package Options only —: Not available

\*1: Available for 2.8-liter models only. \*2: Available for 3.0-liter EURO 4 models only. \*3: Available for 3.0-liter EURO 2 models only.

\*4: Available for 3.0-liter models only. \*5: Available for LHD models only. \*6: Available for 3.0-liter 5AT models only. \*7: Available for 2.8-liter LHD models only. \*8: Excluding 2.8-liter 5MT models.

\*9: Rockford Acoustic Design™ and associated logos are trademarks of Rockford Corporation in the United States and other countries.

\*10: The Bluetooth® word mark and logos are registered trademark owned by the Bluetooth SIG, Inc. and any use of such marks by MITSUBISHI MOTORS CORPORATION is under license.

Note: Equipment may vary by market. Please consult your local Mitsubishi Motors dealer/distributor for details.

# STANDARD AND OPTIONAL EQUIPMENT



265/65R17 tires with 17-inch light alloy wheels 📷 01



Driver's and front passenger's front SRS airbags (dual-stage) 📷 02



Front seat side and curtain front SRS airbags 📷 03



Premium security alarm system 📷 04



Rear intermittent wiper and washer 📷 21



Automatic high beam (camera shown) 📷 22



High-contrast back-lit meters and gauges with tachometer, 4WD position display and rheostat 📷 23



4-spoke wood and leather-wrapped steering wheel with audio controls and cruise control 📷 24



Chrome front grille 📷 05



Discharge headlamps 📷 06



Headlamp washers 📷 07



LED daytime running lamp 📷 08



Keyless entry system with 2 transmitters and master key (folding type x 2) 📷 25



Aluminum pedals 📷 26



Rockford Acoustic Design™ premium sound system with AM/FM radio, CD player, center display with touch panel and 12 speakers 📷 27



AM/FM radio, CD player and USB port 📷 28



Chrome power door mirrors with approach lamps and turn lamps 📷 09



Rear fog lamp 📷 10



Silver front lower bumper 📷 11



Chrome power door mirrors 📷 12



Center information display 📷 29



Fully automatic air conditioner 📷 30



Manually controlled rear air conditioner 📷 31



Accessory socket on instrument panel 📷 32



Power windows with time-delay and driver's auto-down function 📷 13



Privacy glass 📷 14



Chrome outer door handles and chrome side protector moldings 📷 15



Side steps 📷 16



USB port 📷 33



Driver's power seat 📷 34



Chrome inner door handles 📷 35



2nd-row seat center armrest with cup holders 📷 36



Front and rear mudguards 📷 17



Power tilt and sliding sunroof with anti-trapping function 📷 18



Black roof rails 📷 19



Tailgate air deflector 📷 20



Front-facing removable bench seat 📷 37



3rd-row left side armrest with cup holders 📷 38



Face-to-face bench seat with folding function x 2 📷 39



3rd-row seat deletion 📷 40

Note: Some of the equipment may vary in appearance or availability according to market. Cups shown are used for illustration purposes only. Please consult your local Mitsubishi dealer/distributor for more detailed information.

# SPECIFICATIONS

MODEL	Body type		5-Door							
	Drive system		4WD							
	Engine		3.8 V6 MIVEC		3.0 V6		3.2 IC/TC DI-D		2.8 IC/TC diesel	
	Price class		GLS (GLX opt)		GL		GLS (GLX opt)		GLS (GLX opt)	
Model code	LHD	EURO 2	V97WLYXYSL	V93WLNDVQL	—	V93WLRXVQL	V98WLYXZSL	—	—	—
		EURO 4	V97WLYXYUL	—	V93WLYXVUL	—	—	—	—	—
	RHD	R15-04	—	—	—	—	—	V96WLNDFL	V96WLNXF	V96WLRXFL
		EURO 2	—	—	—	V93WLRXVQR	V98WLYXZSR	—	—	—
		R15-04	—	—	—	—	V96WLNDFR	V96WLNFR	—	
DIMENSIONS AND WEIGHTS	Overall length	mm	4,900							
	Overall width	mm	1,875 (GLX Package: 1,845)	1,845	1,875 (GLX Package: 1,845)	1,875 (GLX Package: 1,845)	1,875 (GLX Package: 1,845)	1,845	1,875 (GLX Package: 1,845)	
	Overall height	mm	1,870 (with roof rails: 1,900)							
	Wheelbase	mm	2,780							
	Ground clearance	mm	235							
	Curb weight	kg	2,155	2,025	2,105	2,105	2,250	2,065	2,155	2,150
	Gross vehicle weight	kg	2,765	2,720	2,720	2,720	2,865	—	2,740	—
	Seating capacity	persons	7	9	7	7	7	9	7	
PERFORMANCE	Max. speed*1	km/h	200	—	175	—	—	174	155	
	Max. climbing ability	tanθ	0.7							
	Approach angle		36.6°							
	Ramp break-over angle		22.5°							
	Departure angle		25.0°							
	Min. turning radius	m	5.7							
ENGINE	Type (code)		3.8-liter 24-valve V6 SOHC MIVEC (6G75)		3.0-liter 24-valve V6 SOHC (6G72)		3.2-liter 16-valve inline-4 intercooled turbocharged DOHC diesel (4M41)		2.8-liter 8-valve inline-4 intercooled turbocharged SOHC diesel (4M40)	
	Displacement	cc	3,828		2,972		3,200		2,835	
	Max. output (EEC net)	kW (PS)/rpm	184 (250)/6,000*2		131 (178)/5,250*2		135 (184)/5,250*2		121 (165)/3,500	
	Max. torque (EEC net)	N-m (kg-m)/rpm	329 (33.5)/2,750*2		267 (27.2)/4,000*2		267 (27.2)/4,000*2		373 (38.1)/2,000	
FUEL SYSTEM	Fuel supply equipment		ECI-MULTI (Electronic Controlled Injection - Multi Point Injection)				Electronic Common Rail direct fuel injection		Indirect fuel injection	
	Fuel tank capacity	liters	88							
DRIVE SYSTEM	Type		Super Select 4WD II (SS4 II)							
TRANSMISSION	Type		INVECS-II 5-speed automatic with Sports Mode	5-speed manual	INVECS-II 5-speed automatic with Sports Mode	INVECS-II 4-speed automatic with Sports Mode	INVECS-II 5-speed automatic with Sports Mode	5-speed manual	4-speed automatic with Sports Mode	
STEERING	Type		Rack-and-pinion, power assisted							
SUSPENSIONS	Front		Double-wishbone, coil springs with stabilizer bar							
	Rear		Multi-link, coil springs with stabilizer bar							
BRAKES	Front		Ventilated discs (4-pot)		Ventilated discs (2-pot)		Ventilated discs (4-pot)		Ventilated discs (2-pot)	
	Rear		Ventilated discs							
TIRES	Front and rear		265/65R17 112H							

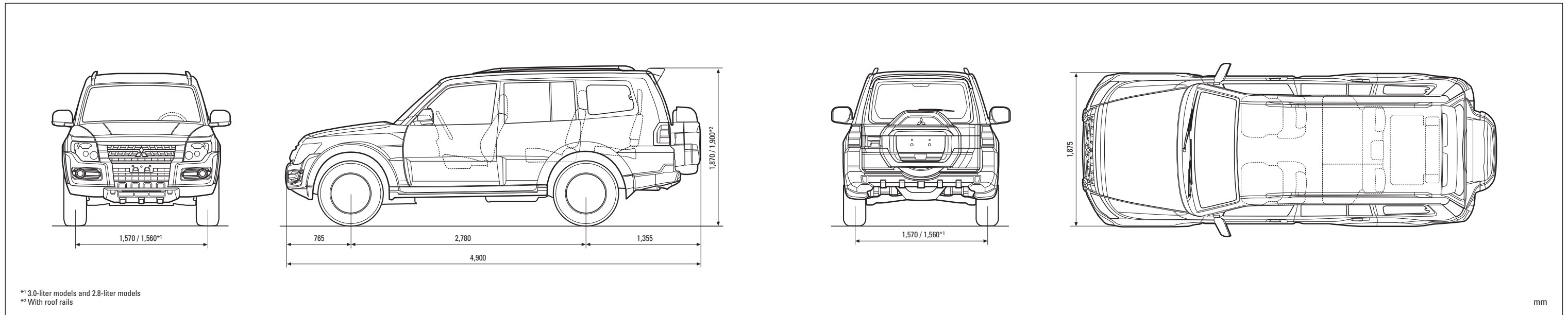
\*1: Measured by MITSUBISHI MOTORS CORPORATION.

\*2: Figures quoted without Pre-air cleaner.

Note: These specifications are subject to change without notice. Please consult your local Mitsubishi dealer/distributor for detailed specifications.

## DIMENSIONAL VIEWS

### 5-DOOR GLS





[www.facebook.com/MitsubishiMotors.en](https://www.facebook.com/MitsubishiMotors.en)



[www.instagram.com/mitsubishimotorsofficial](https://www.instagram.com/mitsubishimotorsofficial)



[www.youtube.com/user/MitsubishiMotorsAd](https://www.youtube.com/user/MitsubishiMotorsAd)

 **mitsubishi MOTORS**

[www.mitsubishi-motors.com](https://www.mitsubishi-motors.com)

©2018 – 2019 Mitsubishi Motors Corporation. All rights reserved.  
Ge/PE30C336Dec.17EG Printed in Japan



The paper used in this catalogue has been certified by the FSC™ (Forest Stewardship Council™) as having been produced through a 'chain of custody' system of forestry management, tracking and production oversight that ensures responsible consideration for the earth's ecosystem. Mitsubishi Motors has adopted the combined use of FSC-certified paper and recycled paper in our efforts to reduce CO<sub>2</sub> emissions and promote more efficient use of natural resources. In this way, we hope to contribute to greater protection of the environment.