

PAJERO SPORT



**MITSUBISHI
MOTORS**

Drive your Ambition



MORE LUXURY





SHARE THE JOURNEY IN LUXURY

Treat your guests with the luxury they deserve. From elegant leather seats with dual layered cushioning and relaxing spaciousness, to small details such as flat accent grips, double-stitched PVC door grips, two-tone black power window switch panels and large single-stitched soft ornaments and decorations, the cabin will awe everybody on board.



Essential for every driver is an optimal cockpit. Mitsubishi answers with a luxuriously advanced design that focuses on driving comfort, roominess and intelligent and intuitive operation. From the large LCD meter and Smartphone-link Display Audio, refined center console and soft padded trim to enhanced knee- and elbow-room and much more, every detail is honed to make driving pure pleasure.

ELEGANTLY ADVANCED



Soft-padded front console garnish and console lower tray



Bluetooth® hands-free kit



8 inch color LCD meter



Multi Around Monitor



AC power outlet and USB port for charging



USB / HDMI port



Powerful front and rear air flow



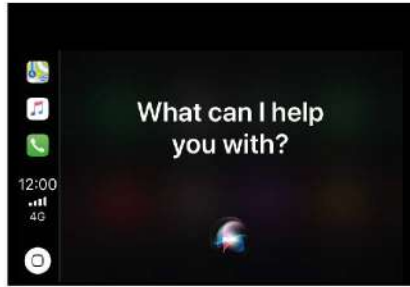
Dual-zone automatic climate control



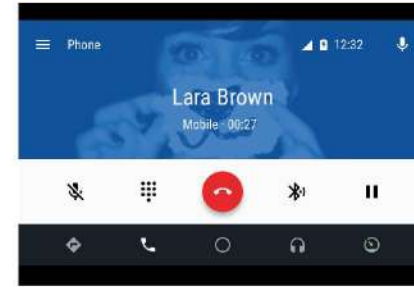
Smartphone-link Display Audio (SDA) 8 inch



Rear entertainment system



Works with Apple CarPlay



android auto



Active Cornering Light



7 SRS airbags



LED Headlamp & LED D.R.L. on headlamps



LED Rear combination lamps



Shark fin antenna



Roof spoiler

ADVANCED SAFETY

Electronic parking brake

The parking brake is easy to operate via a stylish switch. Simply pull the switch up to apply the parking brake or push the switch down to release it. In addition, an auto parking brake function automatically locks or releases the parking brake according to the shift lever position.

Brake Auto Hold

Brake Auto Hold enhances driving comfort and reduces stress by keeping the vehicle stationary even if you release the brake pedal. Stepping on the accelerator will release the brakes.



Blind Spot Warning [BSW] with Lane Change Assist [LCA]

This safety feature uses radar sensors in the rear bumper to detect vehicles in your rear blind spots, on the right and left sides. An indicator appears in the door mirror when the system is active and the turn signals are off. When a vehicle is detected while the turn signal is on, an indicator blinks in the corresponding door mirror and a buzzer sounds. To further enhance safety, the sensing range has been expanded to better detect the danger of collision with other vehicles during lane changes.



Ultrasonic misacceleration Mitigation System [UMS]

To help prevent collisions while parking, a buzzer sounds and a warning displays if front or rear sensors detect a nearby obstacle. Engine output is also controlled if you suddenly accelerate by accident. Engine output control activates:

- When driving at very low speeds (not in N or P position)
- When obstacle/vehicle is within a short distance
- When accelerator pedal is pushed hard or abruptly
- When driver is not turning to avoid obstacle/vehicle



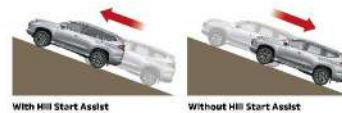
Rear Cross Traffic Alert [RCTA]

An indicator appears in the combination meter display when RCTA is active. If radar sensors in the rear bumper detect an approaching vehicle nearby while reverse gear is engaged, a warning message appears in the 8 inch color LCD meter, a buzzer sounds and an indicator blinks in both door mirrors.



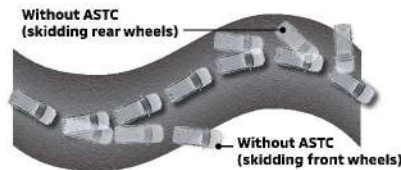
Hill Start Assist [HSA]

When starting on a steep slope, HSA helps prevent you from rolling backwards while you release the brake by maintaining the braking force for up to two seconds until the accelerator is applied.



Active Stability and Traction Control [ASTC]

Active Stability & Traction Control independently regulates braking force to the wheels during cornering to help maintain excellent vehicle stability when needed. It also optimizes traction to prevent loss of torque whenever wheel spin is detected by controlling engine output and applying brake force to the spinning wheels.



Hill Descent Control [HDC]

Pressing the HDC mode selector activates the HDC, which automatically applies the brakes to maintain your current speed when traveling downhill. This lets you concentrate on steering and travel downhill with greater safety without having to manually apply the brakes. HDC can be activated at 2 - 20km/h.



ALL-TERRAIN CONFIDENCE

Built for maximum stability and traction, the rugged frame and aerodynamically contoured body contribute to solid handling and stable highway performance. Reliable 4WD traction combines with an advanced suspension to keep you in touch with surface conditions so you stay in firm control.



SUPER SELECT 4WD-II



Using the drive mode selector dial, you can switch between 2WD (2H) and 4WD (4H, 4HLC, 4LLC). When the going gets rough, lock the center differential by entering the 4HLC setting for rugged terrain or the 4LLC setting for inclines, mud and snow.



OFF ROAD MODE

Improve traction when driving off road by entering the GRAVEL, MUD/SNOW, SAND or ROCK* setting. Simply press the OFF ROAD MODE selector until the appropriate mode appears in the multi-information display and 8 inch color LCD meter. Engine output, transmission settings and braking adjust accordingly to optimize performance.



Rear differential lock

Locking the rear differential minimizes differences in rotation between the rear wheels to ensure robust traction even on sand, mud and rocky surfaces.

ADVANCED FEATURES

MITSUBISHI Remote Control

Mitsubishi Motors' original smartphone app offers numerous convenient functions from short to medium range distances.

Vehicle reminder

When leaving the vehicle, the smartphone notifies of any forgotten operations, such as locking the doors and switching off headlights. You can also check the following vehicle conditions:



- Headlights On/Off
- Position lamps On/Off
- Hazard lamps blinking
- Doors Lock/Unlock
- Tailgate Lock/Unlock
- Power windows Open/Close
- Engine switch On/Off
- Power tailgate main switch On/Off

Operation assist

Troubleshooting solutions are provided when the buzzer sounds or when the vehicle doesn't respond to the remote control operation.



Tailgate operation

The power tailgate can be preset with the smartphone to automatically unlock and open when approaching, and lock and close when leaving the vehicle.



Vehicle Information

Displays information on your driving status such as average fuel consumption and green driving score.



Car finder

Allows you to locate your vehicle, such as in a large parking lot, by turning on the headlights with the smartphone.



Power tailgate

Newly equipped power tailgate offers a host of convenient functions with the Keyless Operation System.

There are several ways to operate:

1. Hands-free access

The tailgate can open and close automatically hands-free just by placing your foot under the rear bumper.

2. Close and lock function*

The tailgate can be closed and locked automatically with the lock switch.

3. Height memory*

Power tailgate can be set open height position by the long pushing switch at the height that you want.

*This function can be also set by MITSUBISHI Remote Control as well.



Learn more ▶

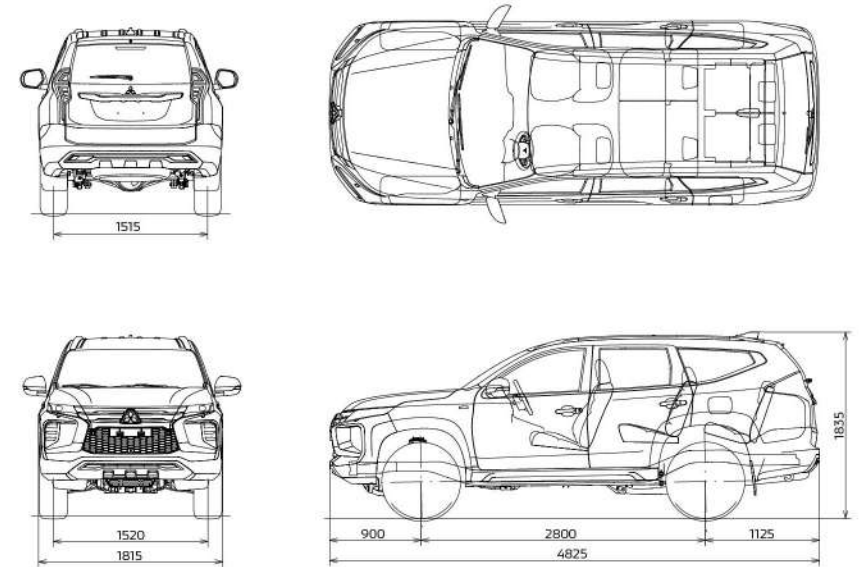
https://www.mitsubishi-motors.com/en/products/pajero_sport/app/remote/



SPECIFICATIONS

Drive System		4WD
Price Class		GLS
Model code	LHD	KS1WGUPFPL
Dimension & Weight		
Overall length	mm	4,825
Overall width	mm	1,815
Overall height	mm	1,835
Wheel base	mm	2,800
Min. ground clearance	mm	220
Kerb. weight	kg	2,050
Gross vehicle weight (GVW)	kg	2,777
Seating capacity	person	7
Performance		
Max. speed	km/h	180
Min. turning radius	m	5.6
Engine		
Type	4N15 D4 MIVEC I/C T/C (HP)	
Displacement	cc	2,442 (2.4L)
Bore & Stroke	86.0 x 105.1	
Compression ratio	15.5	
Max. output (EEC net)	kw / rpm	133 (181) / 3500
Max. torque (EEC net)	Nm / rpm	430 / 2,500
Electric & Fuel system		
Fuel supply equipment	Electrical Fuel Injection (Commonrail)	
Fuel tank capacity	Liters	68
Transmission		
Clutch	Torque converter	
Type (Manual floor change)	8AT (V8AWG)	
	1st	4.845
	2nd	2.840
	3rd	1.863
	4th	1.436
	5th	1.216
	6th	1.000
	7th	0.815
	8th	0.672
	Reverse	3.825
Transfer gear ratio	High	1.000
	Low	2.566
Final gear ratio	3.692	
Steering		
Type	Rack & Pinion with Power steering	
Suspension		
Front	Independent double wishbone, coil springs with stabilizer bar	
Rear	3-link coil springs with stabilizer bar	
Brake		
Front	Ventilated disc brakes (2POT, Diameter 320mm)	
Rear	Ventilated disc brakes	
Tire & Wheels		
Front & Rear tired Wheels	265/60R18 alloy wheel	

Dimensional Views & Exterior Colors



White Diamond (W85)



Jet black mica (X37)



Sterling silver metallic (U25)



Graphite Gray Metallic (U28)



Deep bronze metallic (C17)



010 99 98 92 PHNOM PENH
053 95 23 33 BATTAMBANG
063 96 87 00 SIEM REAP

 Mitsu Cambodia
 www.mitsucambodia.com
 info@mitsucambodia.com