



THE ALL-NEW  
NISSAN PATROL



FEEL THE ALL-NEW  
NISSAN PATROL



#DEFYORDINARY



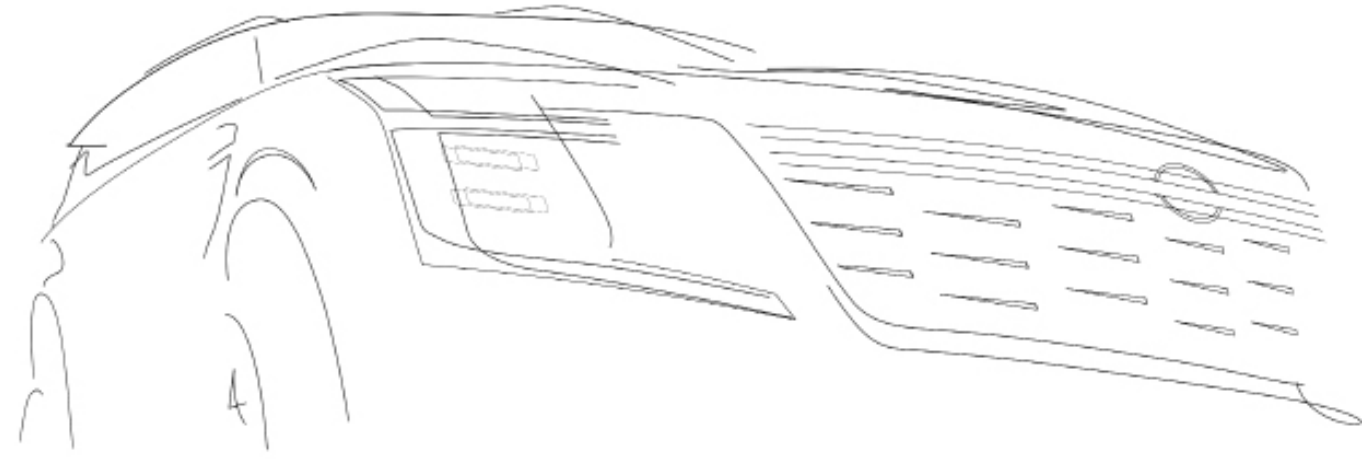
NEW FEATURES OVERVIEW	06
HERITAGE	07
FEEL ICONIC	15
EXTERIOR DESIGN	
LIGHTING	
FEEL ELEVATED	23
INTERIOR DESIGN	
SEATING	
KLIPSCH PREMIUM AUDIO	
FEEL POWERFUL	49
OFF-ROAD CAPABILITY	
ON-ROAD CAPABILITY	
SAFETY	
ADVANCED SAFETY	
ACCESSORIES	73
GRADEWALK	79
TECHNICAL SPECIFICATIONS	83

# FEEL THE LEGACY

Inspired by its legacy in the Middle East, every element of the All-New Nissan Patrol is crafted with the customer in mind, celebrating the enduring bond that has grown over 70 years.



A JOURNEY FROM BLUEPRINTS  
TO A BREAKTHROUGH



## DESIGN

BOLD & DISTINCT APPEARANCE

UNIQUE WHEEL DETAILS

SIGNATURE DOUBLE C-SHAPE HEADLIGHTS



## TECH

MONOLITH DISPLAY

KLIPSCH, A PREMIUM AND IMMERSIVE SOUND SYSTEM



## PERFORMANCE

POWERFUL AND EFFICIENT ENGINES

UNMATCHED ALL TERRAIN CAPABILITY

ADAPTABLE AND ABSOLUTE CONTROL



THE ALL-NEW  
NISSAN PATROL

#DEFYORDINARY



FEEL ICONIC



Drive a distinct and powerful icon with legendary capabilities. The exterior design of the All-New Nissan Patrol is a true masterpiece that captivates at first glance. Its bold and sculpted lines convey power and sophistication wherever you go.

V - M O T I O N  
G R I L L E

The car's muscle-bound persona, the sleek lines and aesthetically designed intersection add a commanding character to the V-Motion grille.



S I G N A T U R E N I S S A N P A T R O L  
S I D E B A D G E

A symbol of consistent performance, the Nissan Patrol badge is a tribute to innovative engineering.



D I S T I N C T I V E F R O N T B U M P E R

Make heads turn with the purposefully designed and formidable bumpers that complement the aesthetically streamlined body.



## DUAL-TONE EXTERIOR

Evoke an elevated sense of authority and elegance with the bold contrasting dual-tone exterior of the All-New Nissan Patrol.

## UNIQUE WHEEL DESIGN

Exhibit power with the All-New wheel design, a perfect fusion of modern aesthetics and exceptional style. Whether conquering the dunes with 18" and 20" wheels or commanding the urban roads with 22" wheels, each revolution sets new standards.





## SIGNATURE DOUBLE C-SHAPE HEADLIGHTS

Impose your presence on the road with the signature Double C-Shape headlights, designed to flow seamlessly around the exterior.

## ICONIC PUDDLE LAMPS

Embrace heritage with the All-New Nissan Patrol's special throwback motif that auto activates as you approach the car or unlock the doors. It's an iconic symbol celebrating the legacy of Nissan Patrol since 1951.



FEEL  
ELEVATED

## ICONIC CRAFTSMANSHIP

An epitome of sophistication, the All-New Nissan Patrol redefines the standards of style and comfort. The premium cabin, ergonomic controls, and advanced infotainment transform every journey into a unique experience.

## 28.6" MONOLITH DISPLAY

Stay updated with all the necessary information about your vehicle and journey displayed in real time on the Twin 14.3" Screen, integrated with Google Maps.



## HEAD-UP DISPLAY

Keep an eye on your vehicle data and surroundings simultaneously, all while enjoying a stress-free drive.



## M A S S A G E S E A T S

Long drives are even more relaxing. Enjoy a massage on the go with the built-in seat massage system for the driver and front passenger seats via the 4-way pneumatic lumbar support.

## Z E R O   G R A V I T Y   S E A T S

W I T H   J A P A N E S E - I N S P I R E D   D E S I G N

Feel the unmatched comfort of premium leather-quilted seats printed with stunning Japanese-inspired patterns. Made from high-damping foam, each seat offers exceptional support for improved posture.





## L I V E B A C K G R O U N D

Keep the ambiance vibrant and alive with dynamic backgrounds on the Monolith Display that change automatically, whether it's day or night.

## C A B I N I L L U M I N A T I O N

Direct your personal symphony of hues for every journey. Pick and choose from 64 colors and 16 ambient tones to complement the changing landscapes.

## W I R E L E S S C H A R G I N G

Experience the freedom of wireless charging, powered by the cutting-edge Qi standard, delivering up to 15W of power for maximum charging.



## PIANO BUTTON E-SHIFTER

Seamlessly transition between gears with the innovative Piano Button E-shifter. Designed to enhance the driving experience, this dynamic new system delivers immediate control at the touch of a button.

The horizontal 28.6" Monolith Display of the Nissan Patrol's cockpit boasts two view modes—Classic and Enhanced. Adding to that, content can also be expanded across the whole screen, syncing you seamlessly with your Nissan Patrol.

## PANORAMA VIEW

Enjoy enhanced visibility and stay informed and secure at any place when you activate the ultra-wide front view or the invisible hood view on the expansive 28.6" horizontal Monolith Display.

SIGNATURE  
SOUND

**Klipsch**

# Klipsch

## PREMIUM AUDIO

Founded in 1946 in the USA, Klipsch® has reshaped the audio landscape with its innovations. Now, for the first time, Klipsch® is partnering with Nissan to bring this legacy of audio excellence to the All-New Nissan Patrol.

The 12-speaker system delivers an immersive, crystal-clear soundscape that integrates seamlessly into the Patrol's interior. DynamicAudioReveal™ technology ensures consistent clarity and depth by adjusting audio equalization based on environmental conditions, while DJX® 3D Surround delivers a rich, concert-like sound experience.





## 12.8" REAR ENTERTAINMENT SCREENS

Elevate the travel experience with the new 12.8" Rear Entertainment Screens. Passengers in the second row can stream, watch movies, and enjoy games by connecting their devices through Miracast, HDMI, or USB.



## OPEN UP A NEW SPACE

Reaching the car's third-row seats for adults has never been so convenient. With a simple pitch and slide of the EZ Flex second-row seats, you can easily access the back row seats—no folding seats, no removing child seats, no hassle.

## MORE ROOM FOR ADVENTURES

Conveniently fit all your essentials inside the combined 9-liter storage across the intelligently designed glove and console box. The spacious cargo area allows you to accommodate everything you need for every journey.



IN-VEHICLE  
INFOTAINMENT (IVI)  
SCREEN CONTROLS  
FOR THIRD-ROW SEATS

Convenience at your fingertips. A touch on the 28.6" horizontal Monolith Display folds and unfolds the third-row seats to create more legroom or fit in more luggage.

## PANORAMIC SUNROOF

Experience the world from a new perspective with the Panoramic Sunroof. Enjoy a sense of spaciousness and freedom on your journey as you let the outside in, making every drive a scenic adventure.





## BIOMETRIC COOLING

An automatic scan of your body temperature activates the individual cooling zones. The moment passengers take their seats, a built-in infrared sensor reads their body temperature and automatically increases cool airflow towards them.

# FEEL POWERFUL

Experience a symphony of power, precision, and passion. The thrilling roar of the All-New Nissan Patrol's engine unleashes its full potential to deliver an efficient driving experience that transcends the ordinary, leaving a mark on the hearts of enthusiasts.



## POWER IN MOTION

A force to be reckoned with, the V6 Twin-Turbo engine variants and 9-speed automatic transmission are the powerhouse behind the All-New Nissan Patrol. With its full potential, you can achieve the best on-road and off-road acceleration performance while maintaining optimal fuel economy even in low gears.

**V6 ENGINE**  
**316 HP**  
**386 NM/TORQUE**  
**9-SPEED AUTOMATIC**  
**TRANSMISSION**

**V6TT ENGINE**  
**425 HP**  
**700 NM/TORQUE**  
**9-SPEED AUTOMATIC**  
**TRANSMISSION**

**V6**  
**TWIN TURBO**  
**NISSAN**



## ADAPTIVE AIR SUSPENSION

The All-New Nissan Patrol introduces e-damper technology, which electronically adjusts the damper settings according to driving conditions for a more controlled and comfortable onboard experience.

It also features the new innovative adaptive air suspension, making it a versatile companion for all your adventures.

It allows for:

- Easy passenger entry and exit
- Convenient gear loading and unloading
- Better ride handling
- Optimized off-road performance

When you engage the off-road mode, the suspension raises the vehicle's ground clearance, allowing you to effortlessly tackle challenging terrain. And when you shift to park, it automatically lowers the vehicle by 7cm for easy cargo area access.



## POWERFULLY QUIET

Move with force in the All-New Nissan Patrol, whether navigating the urban jungle or exploring the dunes. The Damping Acoustic Glass, All-New frame, and other features create a peaceful, serene cabin, regardless of your journey.

# SWITCH BETWEEN DRIVE MODES ON THE FLY

Your ultimate driving experience is tailored to perfection with six distinct drive modes. From tackling rugged terrain to cruising around the city and improving fuel economy, the drive modes enable the Nissan Patrol to take on any challenge and conquer every track.

## R O C K

Tackle the most exciting terrains with confidence by reducing tire slip on uneven ground.

## S A N D

Take on the dunes and tear up even the steepest slopes.

## E C O

Conserve energy as you cruise through the city.

## M U D


Keep the adventure going and push through even on mushy and uneven surfaces.

## S T A N D A R D

For ease of use select the standard setting for general driving.

## S P O R T

Experience the excitement and the speed when you switch to sport mode.



FEEL IN CONTROL



NO COMPROMISE  
ON SAFETY

Your safety is at the forefront of our innovations. Complete visibility is essential while driving on-road and off-road, which is why, our cutting-edge Increased Visibility Technology eliminates blind spots around the vehicle, enhancing your safety and peace of mind.



## DRIVER ASSIST

Empowering you for every situation, the All-New Nissan Patrol comes equipped with a range of advanced chassis systems and electronic aids, ensuring a safe and effortless response to any road condition.

## INTEGRATED PADDLE SHIFT

Unmatched control, uncompromising technology. With our advanced system, you can seamlessly shift gears manually and access the majority of your Nissan Patrol's operations without ever needing to take your hands off the steering wheel.



## INVISIBLE HOOD VIEW

No more guessing what's on the other side of a sand dune or worrying about hitting the edges of a sidewalk. The Invisible Hood View displays the area over crests or overhangs in the desert on the 28.6" horizontal Monolith Display. It also helps to protect the sides of the car from hitting the sidewalks and curbs on narrow roadways.



## 3 D A R O U N D V I E W M O N I T O R

Be more aware of the area surrounding your Nissan Patrol with the 360 degree rotating camera that provides better visibility in 3D, enabling you to check for obstacles and obstructions from different angles while driving in and out of parking spaces.

# ALL-ROUND SAFETY ASSURED

Putting your safety first, the All-New Nissan Patrol is equipped with a comprehensive safety package featuring seven airbags, including a knee airbag, specifically designed to enhance the driver's safety.



INNATE .  
INTELLIGENT .  
INTUITIVE .

Elevate your journey with Advanced Safety that seamlessly enhances your perception and responsiveness. It works alongside you as a natural extension of your senses, and at times, even on your behalf.

Advanced Safety is our commitment to a brighter tomorrow, ushering us into a world that's not only safer and more sustainable, but also filled with excitement.

## PROPILOT

A first for the Patrol, Nissan's intuitive and user-friendly driving assistant, the ProPILOT, is designed with you in mind. It takes control of steering, braking, and accelerating, all while ensuring you stay confidently centered in your lane. Your convenience and safety are at the heart of this ultimate co-pilot.

## ULTRA WIDE VIEW

Enjoy enhanced visibility and stay informed and secure at road intersections when you press to activate the frontal intersection view with 170 degrees on the expansive 28.6" horizontal Monolith Display.

## REAR ZOOM VIEW

Navigate with confidence, knowing exactly what's in your path. With the Rear Zoom View feature, you can get a clearer view of what's behind, allowing you to enlarge the ground view behind.

AUTOMATIC  
EMERGENCY BRAKING  
WITH PEDESTRIAN DETECTION

Your guardian on the road. Automatic Emergency Braking monitors your speed and distance between you and the car ahead, and lets you know if you need to slow down. It can even automatically engage the brakes to help avoid a collision or lessen the severity of an impact. And when it detects a pedestrian in the crosswalk, it can apply the brakes for you.

FRAMELESS SMART  
REAR VIEW  
MIRROR

Gain a sharper perspective in the Frameless Smart Rear View Mirror so you can see around obstructions for a completely unimpeded view. Day or night, your visibility will be enhanced with the help of the rear hatch camera, which expands your rear field of vision and brightens low-light conditions.

REAR  
AUTOMATIC  
EMERGENCY BRAKING

Reverse with complete control. The Rear Automatic Emergency Braking is designed to keep an eye out for moving objects when you're reversing, and if necessary, takes immediate action by automatically applying the brakes and alerting you to obstacles, ensuring your safety.



PREDICTIVE  
FORWARD COLLISION  
WARNING

When you are on the road, sensors will be on the lookout for what is ahead. Predictive Forward Collision Warning with the Patrol's laser range finder will alert you with visual and audible warnings to potential collisions.

LANE DEPARTURE  
PREVENTION

You're always in your lane with the Lane Departure Prevention that helps keep you where you want to be. It activates to help gently guide you back if it detects that you're unintentionally straying out of your lane for too long.

You should not rely solely on driver convenience features. Some features may not work in all conditions and circumstances. Speed and other limitations apply. For terms and conditions relating to Nissan technologies, please contact your Nissan dealer or [www.nissan-me.com](http://www.nissan-me.com)

Features and specifications are subject to change depending on market and grade. Please consult your local dealer.

## ON-BOARD AIR COMPRESSOR

Go on your outdoor adventure with confidence. The high-capacity air compressor, equipped with a digital display, makes tire inflation and deflation a breeze.

## PORTABLE CARGO ORGANIZER

For added convenience and to save you time, this clever storage solution keeps everything tidy and well protected.

## CONSOLE NET

Stop your parcels and luggage from sliding around by attaching the console net with secure hooks in the trunk.

## SMART LUGGAGE SHELF

Separate the contents of your trunk and stop your luggage from rolling around during transportation.



## FRONT AND REAR SPLASH GUARDS

Every angle of the Nissan Patrol is considered. Protect the underside of your vehicle with both front and rear splash guards.

## ILLUMINATED KICK PLATES

Add a premium touch and brighten up your journey with this illuminated kick plate.




## WELCOME LIGHT

The welcome light glows beneath your car offering a stylish and secure reception.

## ROOF CROSS BARS SILVER

This handy load carrying accessory will help you take everything you need, wherever you go. For loads up to 75kg, it offers durability and endurance.

CHOOSE YOUR COLOUR



Pearl White (QAC)




Radiant White (QBE)



Silver Metallic (K23)



Gray Metallic (KAD)




Mineral Black (GAT)




Forest Green (DAR)



Grand Blue (RCJ)



Radiant White with Super Black Roof (XKJ)



Silver Metallic with Super Black Roof (XBF)



Gray Metallic with Super Black Roof (GAQ)



Forest Green with Super Black Roof (XLW)



## CHOOSE YOUR INTERIOR

### BLACK



Cloth

XE | LE T1



Leatherette

SE T2 | LE T2



Premium Leatherette

SE TITANIUM | LE TITANIUM

### TAN



Premium Leatherette

SE TITANIUM | LE TITANIUM



Genuine Quilted Leather

SE PLATINUM CITY | LE TITANIUM+  
LE PLATINUM CITY

### BEIGE



Leatherette

SE T2 | LE T2



Genuine Quilted Leather


SE PLATINUM CITY | LE TITANIUM+  
LE PLATINUM CITY

### BURGUNDY



Genuine Quilted Leather

SE PLATINUM CITY | LE TITANIUM+  
LE PLATINUM CITY



## TRIM LEVEL HIGHLIGHTS

V6 - VQ38

### XE



- SIGNATURE DOUBLE C-SHAPE HEADLIGHTS + AUTO LIGHTS
- LED FRONT FOG LAMP
- ELECTRIC ADJUST + FOLDING + AUTO FOLDING + PUDDLE LAMP + LED TURN SIGNAL
- MANUAL DIMMING INTERIOR MIRROR
- REAR VIEW CAMERA + FRONT + REAR PARKING SENSORS
- LEATHER STEERING WHEEL + SWITCHES + MANUAL TILT/HEIGHT ADJUST
- PADDLE SHIFTER
- ELECTRONIC PARKING BRAKE WITH AUTO HOLD
- I-KEY + WALK AWAY LOCK + WALK IN UNLOCK
- TWIN 12.3" MONOLITH DISPLAY
- 8 WAYS POWER ADJUST DRIVER SEAT + 4 WAYS POWER ADJUST AS SEAT
- SLIDING + RECLINING + PITCH SLIDE MANUAL 2ND ROW
- MANUAL 3RD ROW SEATS
- COOLING BOX
- 6 USB + 3 12V
- 3 ZONE CLIMATE CONTROL
- OFF-ROAD BUMPER
- REAR DIFFERENTIAL LOCK
- 18" MACHINE CUT ALLOY WHEEL
- FRONT + SIDE + CURTAIN AIRBAGS
- CRUISE CONTROL + SPEED LIMITER
- DRIVER KNEE AIRBAGS
- 6 SPEAKERS
- CLOTH SEATS

### SE PLATINUM CITY

INCLUDES SE TITANIUM EQUIPMENT PLUS:



- ICONIC PUDDLE LAMP
- 3D AROUND VIEW MONITOR
- MY PARKING LOCATION\*\*
- HEAD-UP DISPLAY
- MASSAGE SEAT + 4 WAY LUMBER
- MEMORY FUNCTION
- ELECTRIC ADJUST STEERING WHEEL
- 2ND ROW FOLD FLAT RELEASE FROM CARGO
- SEAT HEATER + VENTILATION
- GENUINE QUILTED LEATHER
- INTERIOR MULTICOLOR ILLUMINATION
- BIOMETRIC COOLING
- AIR FILTER + IONIZER
- INVISIBLE HOOD VIEW

\*Nissan Genuine Accessory. \*\*Some features might not be available in certain markets, please consult your local dealer.

### SE T2 INCLUDES XE EQUIPMENT PLUS:



- RAIN SENSING WIPER
- FRAMELESS SMART REAR VIEW MIRROR
- REMOTE ENGINE STARTER
- DRIVER SEAT 2 WAYS POWER LUMBER ADJUST
- LEATHERETTE SEATS
- REAR POWER LIFT GATE
- ROOF RAIL
- REAR SEAT OCCUPANT ALERT
- WIRELESS CHARGER

### SE TITANIUM INCLUDES SE T2 EQUIPMENT PLUS:



- 8 WAY + 2 WAYS POWER LUMBER AS SEAT ADJUST
- 3RD ROW POWERED SEATS
- PREMIUM LEATHERETTE
- TWIN 14.3" MONOLITH DISPLAY
- 12 KLIPSCH PREMIUM SPEAKER
- PANORAMIC SUNROOF
- REAR POWER LIFT GATE - MOTION SENSING
- CITY BUMPER
- HIGH BEAM ASSIST
- DRIVER ATTENTION ALERT
- BLIND SPOT INTERVENTION
- REAR CROSS TRAFFIC ALERT
- INTELLIGENT CRUISE CONTROL
- PROPILOT + LANE KEEP ASSIST
- PREDICTIVE FORWARD COLLISION WARNING + AUTOMATIC EMERGENCY BRAKING + REAR AUTOMATIC EMERGENCY BRAKING + LANE DEPARTURE PREVENTION
- 12.8" REAR SEAT ENTERTAINMENT (OPT)\*



## TRIM LEVEL HIGHLIGHTS

V6TT - VR35

### LE T1



- SIGNATURE DOUBLE C-SHAPE HEADLIGHTS + AUTO LIGHTS
- LED FRONT FOG LAMP
- ELECTRIC ADJUST + FOLDING + AUTO FOLDING + PUDDLE LAMP + LED TURN SIGNAL
- MANUAL DIMMING INTERIOR MIRROR
- REAR VIEW CAMERA + FRONT + REAR PARKING SENSORS
- LEATHER STEERING WHEEL + SWITCHES + MANUAL TILT/HEIGHT ADJUST
- PADDLE SHIFTER
- ELECTRONIC PARKING BRAKE WITH AUTO HOLD
- I-KEY + WALK AWAY LOCK + WALK IN UNLOCK
- TWIN 12.3" MONOLITH DISPLAY
- 8 WAYS POWER ADJUST DRIVER SEAT + 4 WAYS POWER ADJUST AS SEAT
- SLIDING + RECLINING + PITCH SLIDE MANUAL 2ND ROW
- MANUAL 3RD ROW SEATS
- COOLING BOX
- 6 USB + 3 12V
- 3 ZONE CLIMATE CONTROL
- OFF-ROAD BUMPER
- REAR DIFFERENTIAL LOCK
- 18" MACHINE CUT ALLOY WHEEL
- FRONT + SIDE + CURTAIN AIRBAGS
- CRUISE CONTROL + SPEED LIMITER
- DRIVER KNEE AIRBAGS
- 6 SPEAKERS
- CLOTH SEATS

### LE T2 INCLUDES LE T1 EQUIPMENT PLUS:



- RAIN SENSING WIPER
- FRAMELESS SMART REAR VIEW MIRROR
- REMOTE ENGINE STARTER
- DRIVER SEAT 2 WAYS POWER LUMBER ADJUST
- LEATHERETTE SEATS
- REAR POWER LIFT GATE
- ROOF RAIL
- REAR SEAT OCCUPANT ALERT
- WIRELESS CHARGER
- PANORAMIC SUNROOF

### LE TITANIUM INCLUDES LE T2 EQUIPMENT PLUS:



- 8 WAY + 2 WAYS POWER LUMBER AS SEAT ADJUST
- 3RD ROW POWERED SEATS
- PREMIUM LEATHERETTE
- TWIN 14.3" MONOLITH DISPLAY
- 12 KLIPSCH PREMIUM SPEAKER
- PANORAMIC SUNROOF
- REAR POWER LIFT GATE - MOTION SENSING
- CITY BUMPER
- HIGH BEAM ASSIST
- DRIVER ATTENTION ALERT
- BLIND SPOT INTERVENTION
- REAR CROSS TRAFFIC ALERT
- INTELLIGENT CRUISE CONTROL
- PROPILOT + LANE KEEP ASSIST
- PREDICTIVE FORWARD COLLISION WARNING + AUTOMATIC EMERGENCY BRAKING + REAR AUTOMATIC EMERGENCY BRAKING + LANE DEPARTURE PREVENTION
- 20" MACHINE CUT ALLOY WHEEL
- E-DAMPER SUSPENSION

### LE TITANIUM+ INCLUDES LE TITANIUM EQUIPMENT PLUS:



- 12.8" REAR SEAT ENTERTAINMENT\*
- SEAT HEATER + VENTILATION
- ELECTRIC ADJUST STEERING WHEEL
- MEMORY FUNCTION
- BIOMETRIC COOLING
- AIR FILTER + IONIZER
- GENUINE QUILTED LEATHER

### LE PLATINUM CITY INCLUDES LE TITANIUM+ EQUIPMENT PLUS:



- ICONIC PUDDLE LAMP
- 3D AROUND VIEW MONITOR
- MY PARKING LOCATION\*\*
- HEAD-UP DISPLAY
- MASSAGE SEAT + 4 WAY LUMBER
- 2ND ROW FOLD FLAT RELEASE FROM CARGO
- INTERIOR MULTICOLOR ILLUMINATION
- INVISIBLE HOOD VIEW
- ADAPTIVE AIR SUSPENSION
- 22" MACHINE CUT ALLOY WHEELS
- ADAPTIVE DRIVING BEAM

\*Nissan Genuine Accessory. \*\*Some features might not be available in certain markets, please consult your local dealer.

## TECHNICAL SPECIFICATIONS

MECHANICAL FEATURES	XE	SE T2	SE TITANIUM	SE PLT CITY
ENGINE	V6 - VQ38			
TYPE	3.8-LITER DOHC, V6, CVTCS DIG ENGINE			
DISPLACEMENT	CC	3,799		
MAX POWER	(NET)	316 HP @ 6,400 RPM		
MAX TORQUE	(NET)	386 NM @ 4,400 RPM		
TRANSMISSION	9 SPEED AUTOMATIC TRANSMISSION			
FUEL SYSTEM	DIRECT FUEL INJECTION			
STEERING	RACK-AND-PINION POWER-ASSISTED (ELECTRICAL)			
SUSPENSION	INDEPENDENT, DOUBLE WISHBONE, COIL SPRING AND SHOCK ABSORBER			
BRAKES (FRONT / REAR/ PARKING)	TWIN-PISTON SWING-CALIPER DISC BRAKES/ SINGLE-PISTON SWING-CALIPER DISC BRAKES/ ELECTRIC PARKING BRAKE			

DIMENSION, WEIGHT, CAPACITY PERFORMANCE				
OVERALL LENGTH WITH PINTLE HOOK	(MM)	5,350		
OVERALL WIDTH WITHOUT MIRRORS	(MM)	2,030		
OVERALL WIDTH WITH MIRRORS	(MM)	2,350		
OVERALL HEIGHT (UNLADEN)	(MM)	1945	1955	
WHEELBASE	(MM)	3,075		
MINIMUM GROUND CLEARANCE, UNLADEN	(MM)	244	253	
SEATING CAPACITY		8		
FUEL TANK	(LITRE)	97		
TYRES		265/70 R18 ALL SEASON	275/60 R20 ALL SEASON	
WHEELS		18" ALLOY WHEELS		20" MACHINE CUT ALLOY WHEELS
HEADROOM W/O SUNROOF RANGE [1ST/2ND/3RD ROW]	(MM)	1,035 ~ 1,055 / 1,016 / 919		
LEG ROOM [1ST/2ND/3RD ROW]	(MM)	1,112 / 995 / 836 ~ 900		
SHOULDER ROOM [1ST/2ND/3RD ROW]	(MM)	1,632 / 1,618 / 1,602		
HIP ROOM [1ST/2ND/3RD ROW]	(MM)	1,521 / 1,522 / 1,314		
CURB WEIGHT, UNLADEN	KG	2,680	2,690	2,729
GROSS VEHICLE WEIGHT	KG	3,500		3,570
GROSS AXLE WEIGHT - FRONT	KG	1,690		
GROSS AXLE WEIGHT - REAR	KG	2,030		
APPROACH ANGLE	(DEGREE)	32.0	24.5	25.0
DEPARTURE ANGLE	(DEGREE)	25.5		25.0
RAMP BREAK OVER ANGLE	(DEGREE)	24.0		24.5

### REGIONAL CUSTOMER COMMUNICATION CENTRE

Dear Customer,

To ensure your satisfaction, we have set up a Customer Communication Centre to address your complaints. Please follow these steps:

**Step 1:** Contact your local Nissan distributor, who will handle your complaints.

**Step 2:** If your local Nissan distributor is unable to address your complaints, please contact the Nissan Regional Customer Communication Centre. Tel: +9714 600 54 6666,

E-mail: [customer-care@nissan-me.ae](mailto:customer-care@nissan-me.ae)

MECHANICAL FEATURES	LE T1	LE T2	LE TITANIUM	LE TITANIUM+	LE PLT CIY
ENGINE	V6TT - VR35				
TYPE	3.5-LITER DOHC, V6, CVTCS, DIG TWIN TURBO ENGINE				
DISPLACEMENT	CC	3,492			
MAX POWER	(NET)	425 HP @ 5,600 RPM			
MAX TORQUE	(NET)	700 NM @ 3,600 RPM			
TRANSMISSION	9 SPEED AUTOMATIC TRANSMISSION				
FUEL SYSTEM	DIRECT FUEL INJECTION				
STEERING	RACK-AND-PINION POWER-ASSISTED (ELECTRICAL)				
SUSPENSION	INDEPENDENT, DOUBLE WISHBONE, COIL SPRING AND SHOCK ABSORBER	INDEPENDENT, DOUBLE WISHBONE, COIL SPRING AND ELECTRIC SHOCK ABSORBER	INDEPENDENT, DOUBLE WISHBONE, AIR SPRING AND ELECTRIC SHOCK ABSORBER		
BRAKES (FRONT / REAR/ PARKING)	TWIN-PISTON SWING-CALIPER DISC BRAKES/ SINGLE-PISTON SWING-CALIPER DISC BRAKES/ ELECTRIC PARKING BRAKE				

DIMENSION, WEIGHT, CAPACITY PERFORMANCE					
OVERALL LENGTH WITH PINTLE HOOK	(MM)	5,350			
OVERALL WIDTH WITHOUT MIRRORS	(MM)	2,030			
OVERALL WIDTH WITH MIRRORS	(MM)	2,350			
OVERALL HEIGHT (UNLADEN)	(MM)	1945	1955		1945
WHEELBASE	(MM)	3,075			
MINIMUM GROUND CLEARANCE, UNLADEN	(MM)	244	253		244
SEATING CAPACITY		8			
FUEL TANK	(LITRE)	97			
TYRES		265/70 R18 ALL SEASON	275/60 R20 ALL SEASON	275/60 R22 ALL SEASON	
WHEELS		18" ALLOY WHEELS		20" MACHINE CUT ALLOY WHEELS	22" MACHINE CUT ALLOY WHEELS
HEADROOM W/O SUNROOF RANGE [1ST/2ND/3RD ROW]	(MM)	1,035 ~ 1,055 / 1,016 / 919			
LEG ROOM [1ST/2ND/3RD ROW]	(MM)	1,112 / 995 / 836 ~ 900			
SHOULDER ROOM [1ST/2ND/3RD ROW]	(MM)	1,632 / 1,618 / 1,602			
HIP ROOM [1ST/2ND/3RD ROW]	(MM)	1,521 / 1,522 / 1,314			
CURB WEIGHT, UNLADEN	KG	2,703	2,714	2,778	2,813
GROSS VEHICLE WEIGHT	KG	3,500		3,570	
GROSS AXLE WEIGHT - FRONT	KG	1,690			
GROSS AXLE WEIGHT - REAR	KG	2,030			
APPROACH ANGLE	(DEGREE)	32.0	25.0		NORMAL:24.5/ HIGH:27.0
DEPARTURE ANGLE	(DEGREE)	25.5	25.0		NORMAL:24.0/ HIGH:27.0
RAMP BREAK OVER ANGLE	(DEGREE)	24.0	24.5		NORMAL:23.0/ HIGH:27.0

FEEL THE ALL-NEW  
NISSAN PATROL



