

# OUTLANDER SPORT

---



MITSUBISHI MOTORS

MITSUBISHI MOTORS

## Your Captivating Partner

Turn your everyday into a more comfortable and exciting experience.  
OUTLANDER SPORT ignites your sense of adventure  
and brings fresh excitement to the entire family, like never before.



It captivates your heart in an instant. With an elegant and effortlessly flowing profile, the concept is all about being SILKY & SOLID. It stands out beautifully at all times.

SILKY & SOLID



Embracing the Next Chapter with You



Artistically positioned lights stand out as a symbol.  
What awaits ahead is a new journey for you.

Experience the dynamic appearance that defines the new generation with OUTLANDER SPORT  
It fully satisfies your curiosity, setting its sights on the  
next everyday adventure and unseen landscapes.  
Now, let's go together. Beyond that, a new world is sure to unfold.



A New World Awaits Beyond



**Comfort & Refinement**



Sink into the premium seating that resembles a luxurious living room. With its spacious design, featuring wide seats and ample room in the rear, OUTLANDER SPORT wraps you in a gentle embrace, making every moment a truly special experience.





### Private Concert Hall

It feels like a special concert hall just for you. You can discover an exciting music experience in the daily driving life.

[Nikada]/[Crowd of Concert People] via Getty Images

## Dynamic Sound YAMAHA Premium

MITSUBISHI MOTORS and Yamaha created an unprecedented high-quality acoustic space for OUTLANDER SPORT

A new style of comfort which will lead everyone in the car to excitement.



Front dome tweeter on A pillar



Front door speaker



Rear door Coaxial 2way speaker



Speaker position

### Ideal sound experience

You can choose from 4 sound types and a range of listening positions to match your mood and preferences. Speed Compensated Volume (SCV) ensures consistent audio quality in any situation.

### Four selectable sound types



Lively

Enjoy a sharp, clear bass and lively vocals.



Signature

Vividly accentuating natural instrument tones and captivating vocals.



Powerful

An energetic sound with powerful and weighty bass.



Relaxing

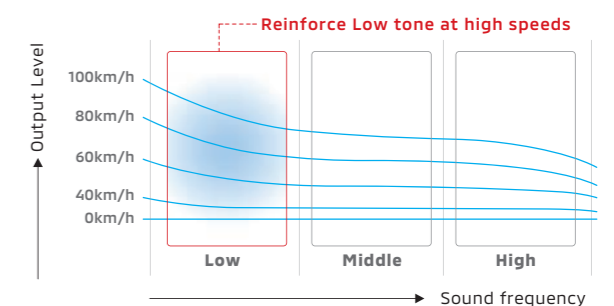
Delight in a serene music experience with a balanced and composed sound.

### High quality audio with SCV

You can enjoy high-quality audio even on rough roads or high-speed driving.

To keep Bass sounds clear, not only volume but also equalizers are vehicle speed-linked by SCV function.

### Adjust Vol.&Equalizer



# Feel It. Hear It. See It. Experience the Latest Innovations.

## Uniting Intuitive Operation and Advanced Design

Featuring a sleek and futuristic design, the meter is equipped with a large 12.3-inch display, allowing drivers to effortlessly access vehicle information. With its intuitive operation and clear visibility, it enhances the driving experience, making it even more exciting with a variety of engaging content.

### HOME



The screen is divided into three sections, displaying frequently used content for the driver. Moreover, it offers the freedom to customise the display with preferred content.

### ALL MENU



### More exciting contents



Avionics



Multi meter: Adventurous



Driving Score



Drive mode display



Wallpaper player



Watch mode

### 8-inch digital driver display



type1



type2



Note: Apple CarPlay is a trademark of Apple Inc., registered in the U.S. and other countries and regions.  
For more information: [www.apple.com/ios/carplay/](http://www.apple.com/ios/carplay/)



Note: Android and Android Auto are trademarks of Google LLC. Compatible Android phone and compatible active dataplan required. For more information: [www.android.com/auto/](http://www.android.com/auto/)



Note: WebLink is a trademark of Abalta Technologies, Inc.  
For more information: <https://abaltatech.com/products-and-services/weblink/>

Wireless Android Auto, Apple CarPlay, and WebLink are available via Wi-Fi.

### Others

- Opening/closing movies ● Wallpaper player (movie: 4 types/pictures: 3 types)  
(1)Movie: 4 seasons in Japan/Adventure/Aquarium/Jellyfish (2)Pictures: Wave stream/Heat band/Prologue ● USB photos Import images from USB memory and use them as background.
- Yamaha special background (Dynamic Sound Yamaha Premium only)





## Spacious and versatile luggage space

Discover OUTLANDER SPORT's spacious, adaptable and versatile luggage space. With its height-adjustable cargo area, you can even transport taller items by adjusting the cargo board.



- 1. Height : **439** mm
  - 2. Width : **1,060** mm
  - 3. Depth : **720** mm
  - 4. Adjustable Height : **103** mm
- \* Figures pertain to the Indonesian model.  
\* Not adjustable with full size spare tyre attached.

## Equipment



**Hands-free power tailgate**  
Open and close easily by put foot under rear bumper.



**Dual-zone automatic air conditioning and rear air vent**  
Temperature settings can be adjusted independently for the driver's seat, front passenger seat.



**nanoe™ X**  
Removes odors and improves the interior air quality, creating a more comfortable driving environment.  
\*nanoe™ and the nanoe™ marks are trademarks of Panasonic Holdings Corporation.



**Console tray with wireless charger**  
Enables convenient charging by simply placing your smartphone on the charger.



**USB port for charging (Type-A and Type-C)**  
Features convenient USB ports for charging devices.



**Sunvisor mirror**

## Storage



**Console box / cooling function**  
The console box is equipped with a cooling function.



**Passenger tray**  
Convenient storage space for smartphones and small items.



**2 cup holders**



**Door trim storage (front)**  
Convenient for storing small items like plastic bottles and foldable umbrellas.



**Console side pocket**  
Provides dedicated space to store your smartphone.



**Glove box**

# Embrace the Joy of Unstoppable Momentum



## Excellent ground clearance and visibility

A minimum ground clearance of 222 mm delivers outstanding performance on uneven or flooded roads. Enjoy peace of mind on any route as our class-leading high eye-point provides excellent visibility, allowing you to easily navigate and assess your surroundings.



Minimum ground clearance: **222 mm**

\*Figures pertain to the Indonesian model.  
\*When equipped with 18-inch alloy wheels and excluding the under cover.

## Selectable Drive Modes tailored to your needs.

You can select the most suitable drive mode according to the road and driving conditions. WET mode is specifically designed to support driving on surfaces like flooded roads, ensuring stable performance in various situations.



### WET MODE

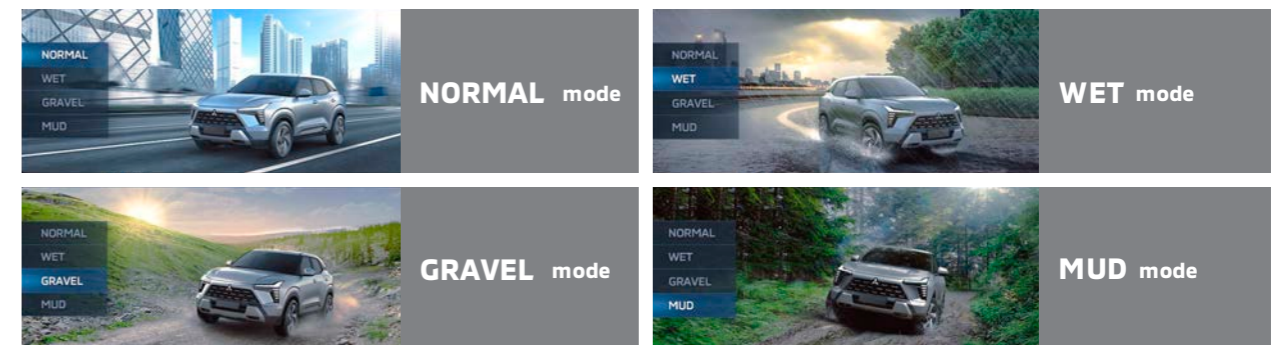
Provides stable steering control whilst reducing wheel slip on wet or flooded road surfaces.

## Intuitively clear and easy-to-switch mode selection.

Drivers can quickly and intuitively recognise the current mode status on the display. Additionally, mode selection is easy to operate with just a single switch.



Drive mode selector

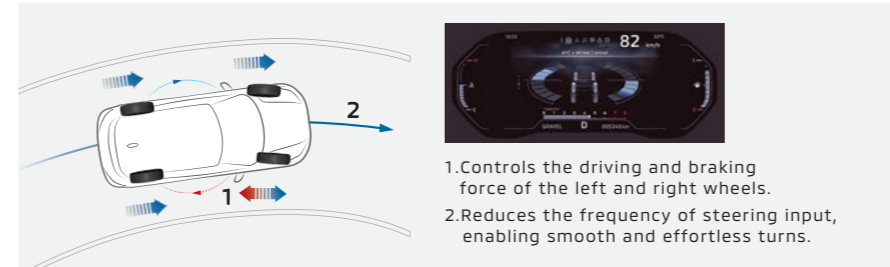


## Unwavering Confidence, Limitless Exploration



### Dependable driving performance.

OUTLANDER SPORT delivers a comfortable and stable driving experience that drivers can confidently drive with peace of mind.



#### Active Yaw Control [AYC]

By controlling the brakes even on slippery road surfaces, it optimises the control of the yaw moment acting on the vehicle, resulting in excellent turning performance and driving stability. It provides drivers with the freedom to drive exactly as they desire.



#### Responsive 1.5L MIVEC engine


The spirited 16-valve DOHC engine with advanced MIVEC\* puts ample power at your command – more than enough to carry 5 people with ease.

\*Mitsubishi Innovative Valve timing Electronic Control system




#### High-efficiency Continuously Variable Transmission [CVT]

The high-efficiency CVT provides an ideal balance between fuel efficiency and driving power with smooth gear shifts. Step-up shifting provides a crisp acceleration feel that's powerful and sharp.



#### Well-Tuned Suspensions

The suspension system is developed to accommodate large tyres and wheels. It provides a smooth steering feel and ensures a comfortable ride.



#### RISE Body

The high body rigidity helps to minimise body torsion, contributing to excellent steering response and high driving stability.

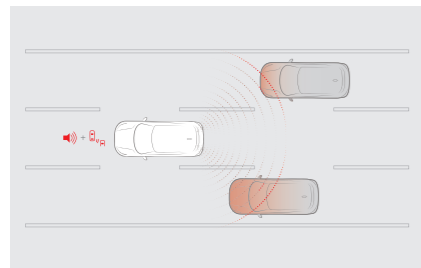


#### Electric parking brake with Brake auto hold

Features an electric parking brake that is engaged by pulling up the switch and can be released by pressing the switch or pressing the accelerator pedal.

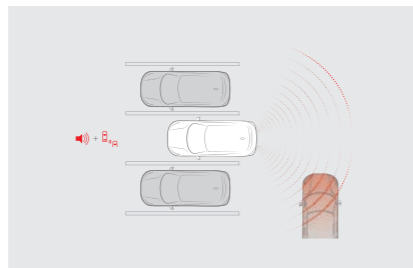
## Advanced Safety Equipment Supporting Every Passenger

Equipped with advanced safety features, OUTLANDER SPORT supports in any situation, making driving more enjoyable and inspiring a desire to explore new destinations.



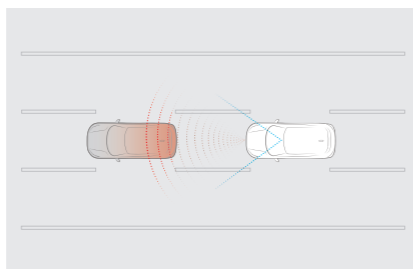
### BLIND SPOT WARNING [BSW]

Detects approaching vehicles from the rear diagonal and adjacent lanes. Notifies the driver of their presence through the illumination of the door mirror indicators. When the turn signal is activated in the direction where a vehicle is present, it prompts the driver's attention through warning buzzers or other means.



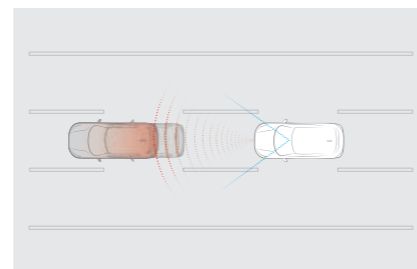
### REAR CROSS TRAFFIC ALERT [RCTA]

Detects vehicles approaching from the rear diagonal direction. When backing out in places like parking lots, it alerts the driver to the presence of approaching vehicles through warning buzzers and flashing door mirror indicators, prompting caution.



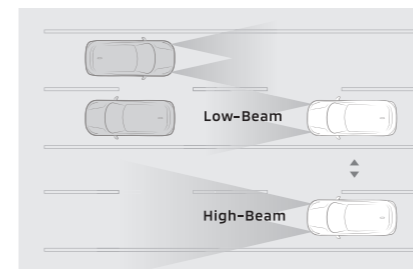
### ADAPTIVE CRUISE CONTROL [ACC]

ACC uses advanced radar and camera technology to judge the distance to the vehicle ahead and automatically adjusts the car's speed to maintain the set driving distance.



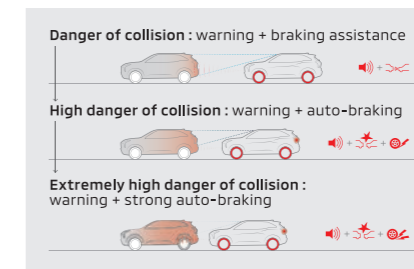
### LEADING CAR DEPARTURE NOTIFICATION [LCDN]

When the vehicle remains stationary, such as at a traffic light, and the preceding vehicle starts moving, the system will alert the driver through a warning buzzer and information display, notifying them of the preceding vehicle's departure.



### AUTOMATIC HIGH BEAM [AHB]

Enhances long-range visibility by detecting the brightness of preceding and oncoming vehicles, as well as the ambient lighting conditions. It automatically switches between high beams and low beams, improving visibility at a distance and reducing the inconvenience of forgetting to switch or the need for manual adjustment.



### FORWARD COLLISION MITIGATION SYSTEM [FCM]

FCM can help detect vehicles and alert the driver with audio and visual warnings, as well as apply the brakes avoid or reduce potential collisions.



### 6 Airbags

For added protection in case of an accident, all vehicles are equipped with a total of six airbags as a standard feature, enhancing overall safety.

**BSW** : The detection and control capabilities of the Blind Spot Warning system [BSW] are supplemental only and do not warn you of vehicles in blind spots in every situation. Please do not rely solely on this system whilst driving. BSW may not operate normally in some cases, depending on traffic, weather, road surface conditions and the presence of obstructions.

**RCTA** : Do not rely solely on Rear Cross Traffic Alert [RCTA], which may not detect all moving vehicles in certain conditions.

**ACC** : The detection and control capabilities of Adaptive Cruise Control [ACC] are supplemental only. ACC may not be activated in some situations. This system may not correctly detect the actual situation depending on the type of vehicle in front and its conditions, the weather conditions, and the road conditions. Additionally, the system may be unable to decelerate sufficiently if the vehicle in front applies the brakes suddenly or another vehicle cuts into your path, so your vehicle approaches the front vehicle.

**LCDN** : LCDN may not operate properly depending on the object, traffic, weather, and road conditions. This system is designed to ensure safe driving for drivers, and aims to reduce the burden of driving operations. Since the detection of the system is limited, do not rely on this system for operation, and please always try to drive safely.

**AHB** : This system activates at a speed of approx. 40 km/h or more and deactivates at approx. 30 km/h.

**FCM** : The detection and control capabilities of Forward Collision Mitigation system [FCM] are supplemental only and do not prevent collisions in every situation. FCM may not detect vehicles in some situations. Auto braking is activated for a car ahead when your vehicle is travelling at approx. 10 km/h to 80 km/h. Since FCM has no function to maintain braking, the brake is released approximately 2 seconds after stopping. To prevent the vehicle from rolling thereafter, the driver may have to hold the brake pedal down. In some cases, FCM may not function if the driver takes actions for accident avoidance through steering or acceleration operation.

Note: The radar wave graphics are for illustrative purposes only and do not represent the actual sensor application. Drivers are fully responsible for their own safe driving. Please drive safely and do not rely solely on these systems whilst driving. Some equipment may vary by market. Please consult your local MITSUBISHI MOTORS dealer/distributor for details.

VARIATIONS

BODY COLOURS

**P<sub>2</sub>**

2WD 1.5-Litre  
CVT



Melange Fabric with Mocha Stitching

Synthetic Leather  
with Mocha Accent



Synthetic Leather



White Pearl(W81)



Blade Silver Metallic(U33)

**P<sub>1</sub>**

2WD 1.5-Litre  
CVT



Melange Fabric with Mocha Stitching

Synthetic Leather  
with Mocha Accent



Synthetic Leather



Graphite Gray Metallic(U28)



Jet Black Mica(X37)

**H**

2WD 1.5-Litre  
CVT



Black PVC with Silver Stitching

Synthetic Leather



Red Metallic(P26)



Energetic Yellow Metallic(Y37)

## STANDARD & OPTIONAL EQUIPMENT

(Fill in according to your region's specifications. Do not print this version.)

■ Standard — Not available

Model					
<b>Performance</b>					
1.5-litre 16-valve DOHC (4A91)					
225/50R18 + 18-inch 2-tone alloy wheel					
205/60R17 + 17-inch gray alloy wheel					
18-inch full-size spare tyre					
17-inch full-size spare tyre					
T145/90D16 temporary spare tyre + 16-inch steel wheel					
Tool & jack simple set					
<b>Exterior</b>					
Front bumper	colour-keyed				
Front bumper lower	colour-keyed				
accent	material black (M-line)				
Front grille	gloss black				
Side Door garnish	material black				
Side sill garnish	material black				
Wheel arch moulding	material black				
Rear bumper	colour-keyed				
Rear bumper lower accent	colour-keyed				
	material black				
Electrically adjustable power folding door mirrors with side turn signal	colour-keyed				
Outer door handle	black paint				
Centre pillar blackout	colour-keyed				
Quarter pillar blackout					
Rear spoiler with high-mount stop light					
<b>Interior</b>					
Tilt and telescopic steering wheel					
Leather-wrapped steering wheel					
Urethane steering wheel					
Leather-wrapped gearshift knob					
Electric parking brake with brake auto hold					
Steering switch	audio, hands-free phone, voice recognition, multi-information display				
	Cruise control				
	Adaptive Cruise Control				
Seat material	Synthetic leather seat with anti-temperature rise function (black)				
	Synthetic leather seat with anti-temperature rise function (black with mocha accent)				
	Fabric				
Height adjustable driver seat					
Passenger seat under tray					
Seatback pockets with multiple pockets	Driver seat				
Convenient hook	Passenger seat				
	Driver seat headrest				
	Passenger seat headrest				
40:20:40 split folding rear seats					
8-step reclining rear seats					
Rear centre armrest with pocket					
Coin box	(RHD only)				
Coin tray					
Glove box with card holder	with damper				
Passenger tray					
Floor console box with armrest and handle	cooling function				
Front and rear door inner door handle	satin chrome				
Front and rear door power window switch panel	material black				
Console side pocket	gloss black				
Front and rear door storage pockets with bottle holders	x 2				
Driver and passenger sunvisor with ticket holder and vanity mirror	with illumination				
Sunglass pocket					
Retractable assist grip	x 4				
	x 3				
Coat hanger	x 2				
Front cup holder	x 2				
Accessory socket (DC12V)	on front console				
Front console tray					
Wireless charger with illumination					
Front USB terminal	Type-A and Type-C				
USB port for charging (Rear console)	Type-A and Type-C				
Soft pad trim with black stitch	instrument panel upper part, front door trim upper part				
Soft pad trim with silver stitch	instrument panel upper part, front door trim upper part				
White melange fabric accent	with mocha stitch				
Floor carpet	driver heel pad				
	needle punch carpet				
<b>Safety &amp; Security</b>					
Drive mode selector (Normal/Wet/Gravel/Mud)					
Rearview camera					
Active Yaw Control [AYC]					
Anti-lock Brake System [ABS] with Electronic Brake force Distribution [EBD] and brake assist					
Dimming rearview mirror					
Auto dimming rearview mirror					
Driver SRS airbag					
Front passenger SRS airbag					
Front seat-mounted side SRS airbag					

Model					
<b>Safety &amp; Security</b>					
Side curtain SRS airbag					
Forward Collision Mitigation system [FCM]					
Leading Car Departure Notification [LCDN]					
Cruise control					
Adaptive Cruise Control [ACC] with Stop & Go					
Blind Spot Warning [BSW]					
Rear Cross Traffic Alert [RCTA]					
Automatic High Beam [AHB]					
Hill Start Assist [HSA]					
Parking sensors (Rear)					
Emergency Stop Signal system [ESS]					
Active Stability Control [ASC]					
Tire Pressure Monitoring System [TPMS]					
Front 3-point seatbelts with Emergency Locking Retractor (ELR) and single pretensioner with force limiter					
Rear seat 3-point seatbelt with Emergency Locking Retractor [ELR]	x 3				
Lower anchor and tether anchor for ISO-FIX child seat	x 2				
Seatbelt reminder	for all seating position				
RISEbody					
<b>Utility</b>					
Dual-zone automatic air conditioning (Push button with LCD type)	without nanoe™X				
Manual air conditioning (Push button with LCD type)	with nanoe™X				
Rear seat air vent					
Driver knee air vent					
Pollen air filter					
8-inch Smartphone-link Display Audio [SDA]	AM/FM radio, Bluetooth®, Apple CarPlay®, Google Android Auto™, and WebLink®				
12.3-inch Smartphone-link Display Audio [SDA]	AM/FM radio, Bluetooth®, Apple CarPlay®, Google Android Auto™, and WebLink® with wireless smartphone connection				
Dynamic Sound Yamaha Premium with 8 speakers					
6 speakers					
4 speakers					
High contrast backlit meter and gauge with 4.2-inch Multi-information display					
8-inch digital driver display					
Ambient lighting	passenger tray and front door panels				
Keyless Operation System [KOS]	transmitter x 2				
Remote keyless entry	transmitter x 2				
Central door locking system	with centre door locking switch				
Speed sensing automatic central door lock	with impact sensitive unlock mechanism				
ECO indicator					
ECO score and ECO drive assist indicator					
Engine switch immobilizer					
Hands-free power tailgate with close and lock function and height memory					
Tonneau cover					
Shark-fin antenna					
Height-adjustable luggage floor					
<b>Lighting and Visibility</b>					
LED headlight (high/low beam) with manual levelling					
Auto on/off headlight					
Bi-functional LED Daytime Running Lamp [DRL]/Position and Turn					
LED side turn signal on door mirrors					
Welcome light					
Coming home light					
LED front fog lamp					
Full LED rear combination lamp	stop/tail/turn/back-up				
Front room and map light					
Rear reading light					
Windscreen glass	laminated glass with UV ray reduction				
Power windows (driver side auto up/down and anti-trap function)					
Front windscreen variable intermittent wiper (Vehicular speed response type)					
Rain-sensing windscreen wiper					
Rear window intermittent wiper	reverse position sensing function				

### WARNING

Individuals who use implantable pacemakers or implantable cardioverter-defibrillators should keep away from the Keyless Operation System [KOS]. The electromagnetic waves used in the KOS may affect the operation of implantable pacemakers or implantable cardioverter-defibrillators.

Individuals using other electro-medical apparatus should check with the manufacturer of the apparatus to confirm the effect of the electromagnetic waves used by the KOS, as the electromagnetic waves may affect their operations.

Note: Apple CarPlay is a trademark of Apple Inc., registered in the U.S. and other countries. For more information: [www.apple.com/ios/carplay/](http://www.apple.com/ios/carplay/)

Note: Google, Google Assistant, Android, Android Auto and other related marks are trademarks of Google LLC. For more information: [www.android.com/auto/](http://www.android.com/auto/)

## TECHNICAL SPECIFICATIONS

		2WD				
		1.5-litre				
		CVT*1				
		5-seater				
		GR1WXTHGRV	GR1WXTGRV	GR1WXTQGRV	GR1WXTGGRV	GR1WXTBGRV
<b>Dimension &amp; Weight</b>						
Overall length	mm	4,390				
Overall width	mm	1,810				
Overall height	mm	1660 (w/ Antenna) / 1635 (Roof height)				
Wheelbase	mm	2,650				
Track	mm	1,560				
	mm	1,565				
Ground clearance (without under cover)	mm	222				
Ground clearance (with under cover)	mm	193				
Gross vehicle weight	kg	1,730				
<b>Fuel System</b>						
Fuel supply equipment		ECI-MULTI				
Fuel tank capacity	litres	42				
<b>Engine</b>						
Type		1.5-litre 16-valve DOHC (4A91)				
Fuel type / octane		Unleaded Gasoline				
Total displacement	cc	1,499				
Emission level		Euro 4				
Max. output	kW/rpm	77 / 6,000				
Max. torque	N·m/rpm	141 / 4,000				
<b>Transmission</b>						
Gear ratio	D range	2.480-0.396				
	Reverse	2.604				
	Final	5.698				
<b>Performance</b>						
Max. speed*2	km/h	175				
Acceleration*3 0-100km/h	sec.	13.6				
Minimum turning radius	m	5.2				
<b>Steering</b>						
Type		Rack and pinion with electrical power assist				
<b>Suspension</b>						
Front		MacPherson strut				
Rear		Torsion beam				
<b>Brake</b>						
Front		15" ventilated disc				
Rear		15" disc				
<b>Tyre</b>						
Tyres		225/50R18				

\*1: Continuously Variable Transmission

\*2: Measured by MITSUBISHI MOTORS CORPORATION. Your actual mileage will vary depending on how you drive and maintain your vehicle.

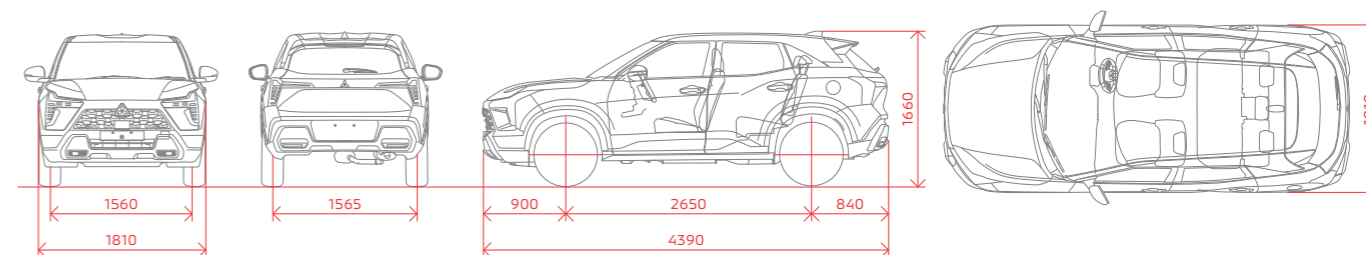
\*3: Acceleration values vary depending on equipment level.

Note: These specifications are subject to change without notice. Please consult your local MITSUBISHI MOTORS dealer/distributor for detailed specifications.

(Fill in according to your market's accessory warranty conditions as necessary.)

## DIMENSIONAL VIEWS

(Fill in according to your region's specifications. Do not print this version.)



All measurements in millimetres

Note: Colours shown may differ slightly from actual colours due to printing process. Please consult your local MITSUBISHI MOTORS dealer/distributor for actual colours. Some equipment may vary by market. Please consult your local MITSUBISHI MOTORS dealer/distributor for details.

