

LEXUS

THE ALL-NEW

RX



COMMON IS NOT
LUXURY

THE ALL-NEW RX



It's time for something different. Ingenuity that cannot be replicated. A distinct experience for a selective few.

Find it all in the All-new RX .

THE ALL-NEW RX

EXTERIOR & PERFORMANCE



THE ALL-NEW RX



NEW SPINDLE BODY DESIGN

An iconic front design has evolved in the All-new RX. The signature Lexus spindle design now manifests in three-dimensional form as the spindle body. The seamless fusion of body and grille add to the powerful impression it exudes.

THE ALL-NEW RX



LEXUS NEXT CHAPTER DESIGN

The new beginning of Lexus aesthetics is most significant at the rear. The Lexus emblem is spelt out, replacing the logo. Right above it is the horizontal light bar with L-shaped lights on either side. They offer enhanced visibility while making a striking impression.

THE ALL-NEW RX



ULTRA SLIM 3-BEAM LED PROJECTOR HEADLAMPS

Black-toned extensions featured in the headlamps enhance the vehicle's presence. In line with Lexus's new design language, the L-shaped Daytime Running Lights (DRL) are seamlessly integrated into the headlamps.

THE ALL-NEW RX



21" WHEELS IN HYPER CHROME METALLIC FINISH

Give the All-new RX a more dynamic stance with coloured wheel arch mouldings, and emphasise the strong presence of the All-new RX.

THE ALL-NEW RX



HANDS-FREE POWER BACK DOOR

The improved power back door now operates more quickly than before. It's walk-away function enhances safety by only closing the door after the user has pressed the 'close' button and walked away from the path of the door.

THE ALL-NEW RX



2.4L TURBOCHARGED ENGINE

The All-new RX takes things into high gear with a brand-new powertrain. Experience advanced innovation that puts outstanding control in your hands as you take the wheel.

MAX. POWER

275hp


6,000rpm

MAX. TORQUE

430Nm

1,700 - 3,600rpm


THE ALL-NEW RX



ELECTRONICALLY CONTROLLED FULL-TIME AWD

Maximises your control over the vehicle, especially on winding roads, with advanced technology that optimises drive torque in every driving situation.

THE ALL-NEW RX



ADAPTIVE VARIABLE SUSPENSION (AVS)

Expect smoother drives ahead with a suspension system that changes the damping force to give you a smoother driving experience every time, even when turning a corner.

THE ALL-NEW RX

INTERIOR



THE ALL-NEW RX



64-COLOUR AMBIENT LIGHTING SYSTEM

Choose from 64 colour combinations that accentuate the elegance of the cockpit while creating the perfect atmosphere for your mood.

THE ALL-NEW RX



14" TOUCHSCREEN DISPLAY

Attention to detail is expressed in the largest-in-class touchscreen display that offers vivid colours and crystal clear imagery, on par with a mobile device. Available with Apple Carplay & Android Auto Connectivity.

THE ALL-NEW RX



HEAD-UP DISPLAY (HUD)

The Head-Up Display (HUD) displays multiple functions, like changing the volume, so you can access the features of the car without taking your eyes off the road.

THE ALL-NEW RX



BLACK ASH OPEN PORE WOOD FINISH

The Black Ash Open Pore Wood Finish gives the interior of the All-new RX its own signature sense of class.

THE ALL-NEW RX



EMBOSSED DOOR TRIM

The Japanese 'kageri' (shadowy) aesthetic manifests in an embossed L-shaped pattern that flows along the door trim and seat shoulders. When light hits it, the pattern creates 'shadows' that give it a three-dimensional appearance.


THE ALL-NEW RX



FRONT & REAR HEAT VENTILATION

The optimised heat distribution and seat ventilation ensure every occupant is cozy and comfortable.

THE ALL-NEW RX



POWER EASY ACCESS

Enables the car seat, steering wheel and wing mirror to go into your preferred positions after you start the engine, even after someone else has changed the settings.



ACTIVE NOISE CONTROL (ANC)

Anti-noise waves are generated to help counteract engine noises, resulting in a calmer atmosphere within the cabin.

THE ALL-NEW RX

TAZUNA CONCEPT



The Tazuna Concept refers to how a Lexus vehicle is designed to be completely in tune with you. It draws from the relationship between a horse rider and a horse, where the connection between the two is so strong that the rider only has to make simple gestures for the horse to perform optimally. The Tazuna Concept of the All-new RX manifests itself in two ways:

INTERIOR DESIGN

Every feature was perfectly placed within easy reach of the driver, so the driver may access them with minimal distraction and maximum focus on the road ahead.

DRIVING TECHNOLOGY

New features in the All-new RX grant it the power to anticipate the driving situation and react accordingly for an immensely responsive drive.

THE ALL-NEW RX

LEXUS SAFETY SYSTEM+

The Lexus Safety System+ looks out for your safety in every drive to boost your confidence on the road. It comes with a full suite of safety features for your peace of mind.



PRE-COLLISION SYSTEM (PCS) WITH PEDESTRIAN DETECTION

When PCS detects the possibility of a collision, it alerts the driver and activates brake assist to aid in avoiding a collision or reducing impact, so the driver has peace of mind. Now enhanced to better detect pedestrians as well.

THE ALL-NEW RX



DYNAMIC RADAR CRUISE CONTROL (DRCC) WITH STOP & GO FUNCTION

Besides maintaining a constant speed, DRCC uses a millimetre-wave radar and camera sensors to safely maintain a pre-set distance with the vehicle in front. This even functions in stop-and-go traffic, to effectively reduce driving fatigue.

THE ALL-NEW RX



LANE KEEPING AID

On top of Lane Departure Alert (LDA) warning you when you unintentionally exit your lane, LTA helps keep the All-new Lexus RX in the centre of the lane to maintain the driver's sense of safety.


THE ALL-NEW RX



ADAPTIVE HIGH-BEAM SYSTEM (AHS) WITH BLADESCAN™ TECHNOLOGY

Lights the road ahead as brightly as possible by using advanced technology so you can keep the headlamps on high-beam mode, without dazzling oncoming or preceding vehicles.

THE ALL-NEW RX



E-LATCH WITH SAFE EXIT ASSIST

An electrically operated button unlatches the door when you press it, adding a subtle yet significant touch of sophistication so you may effortlessly enter and exit your car. It even enhances safety by preventing the doors from opening in the event that a potential hazard is approaching from behind.

THE ALL-NEW RX



THE ALL-NEW
RX



VISIT US AT
[LEXUS.COM.MY](https://www.lexus.com.my)