

MITSUBISHI GALANT





You function in a world that's bound by conventions and confined

by expectations. But you follow your own rules, and you refuse

to compromise the standards that are a part of who you are.


You'll be pleased to learn that Mitsubishi has integrated all the values

you cherish in their all-new Galant Station Wagon and Saloon: Exhilarating

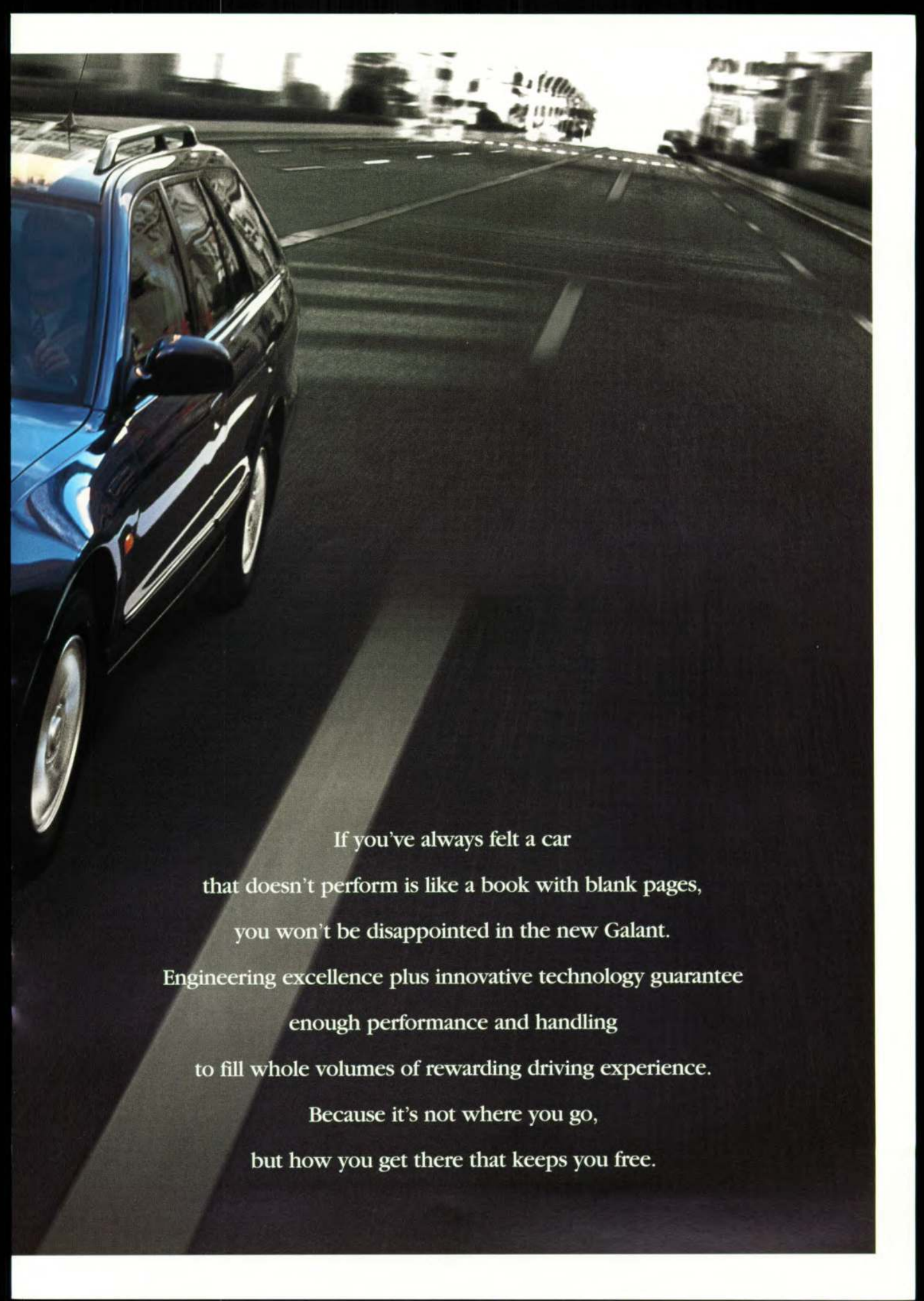
performance; reassuring safety; an elegance of form and a soothing,

expansive interior. And the best news is the Galant comes with one of the

greatest luxuries in life: *Breathing space.*



2500 V6-24 Some of the equipment shown may vary according to market.



If you've always felt a car
that doesn't perform is like a book with blank pages,
you won't be disappointed in the new Galant.
Engineering excellence plus innovative technology guarantee
enough performance and handling
to fill whole volumes of rewarding driving experience.
Because it's not where you go,
but how you get there that keeps you free.

2500 V6-24

Some of the equipment shown may vary according to market.









2500 V6-24

Some of the equipment shown may vary according to market.



2500 V6-24

Some of the equipment shown may vary according to market.





2500 V6-24

Some of the equipment shown may vary according to market.




You value the driving experience *at least* as much as styling or convenience. Well, you'll be pleased to learn there's been no compromise on performance in the new Galant. If anything, Mitsubishi's reputation for superior engineering technology has been enhanced and amplified by the integration of computer-controlled operating systems and other advanced technologies in the 2.5-litre

**Advanced systems combined with Mitsubishi
engineering heritage provide the performance to
match the dynamic styling**

V6 and 2.0-litre petrol, and 2.0-litre intercooled turbocharged diesel Galant engines. All three powerful and efficient engines are light, compact, and low-friction in operation, features that improve both performance and fuel economy. But what really sets the Galant's performance in a class by itself is the exhilarating sensation of *power to spare*. The sporty 2.5-litre 24-valve SOHC V6 features advanced engineering such as centre-plug pentroof combustion chambers, Y-shape roller rocker arms, and ECI-MULTI electronically controlled multi-point fuel injection to produce smooth and powerful acceleration throughout the rev range. Other technologies keep engine noise and vibration, as well as maintenance, to their minimums.


In fact, all three Galant engines are so well designed and mechanically efficient that they satisfy current European emissions regulations.




4-valve-per-cylinder engine design ensures optimum breathing efficiency, in turn delivering excellent fuel economy and fewer emissions without compromising on power.



Lightweight and compact, the 2.0-litre 16-valve ECI-MULTI petrol engine's single overhead camshaft design offers smooth, economical performance. Roller rocker arms increase efficiency for higher power, while the highly rigid structural design ensures low noise and vibration levels.



Also light and compact, the 2.0-litre SOHC I/C T/C diesel engine, with its efficient, electronically controlled fuel injection, produces smooth, quiet performance with excellent low-end torque, plus especially good fuel economy.





 **MITSUBISHI**
V6 2500 24 VALVE

The new Mitsubishi Galant is all about *communication*: between driver and car; driver and road; car and environment. Serenely communicating the power potential of the Galant engines to the road surface are sophisticated yet easy-to-use automatic and manual transmissions

An excellent example of the high level of new-generation technology incorporated in the new Galant, the INVECS-II

(Intelligent & Innovative Vehicles Electronic Control System)

4-speed automatic transmission also happens to be extremely

driver-friendly. That's

because we researched

when and how drivers

shift and choose gears,

analysed the relationships

between driving

conditions and shift timing/gear choice, and then

fed all that information

into the INVECS-II's

onboard computer. By

combining this programmed

data with that gained

from its on-board

sensors, the computer is

able to optimise gear

selection and shift

timing in all driving

conditions. The results

are smoother operation

and improved fuel

efficiency and safety. There's

even a slick-shifting,

short-stroke 5-speed

manual transmission for

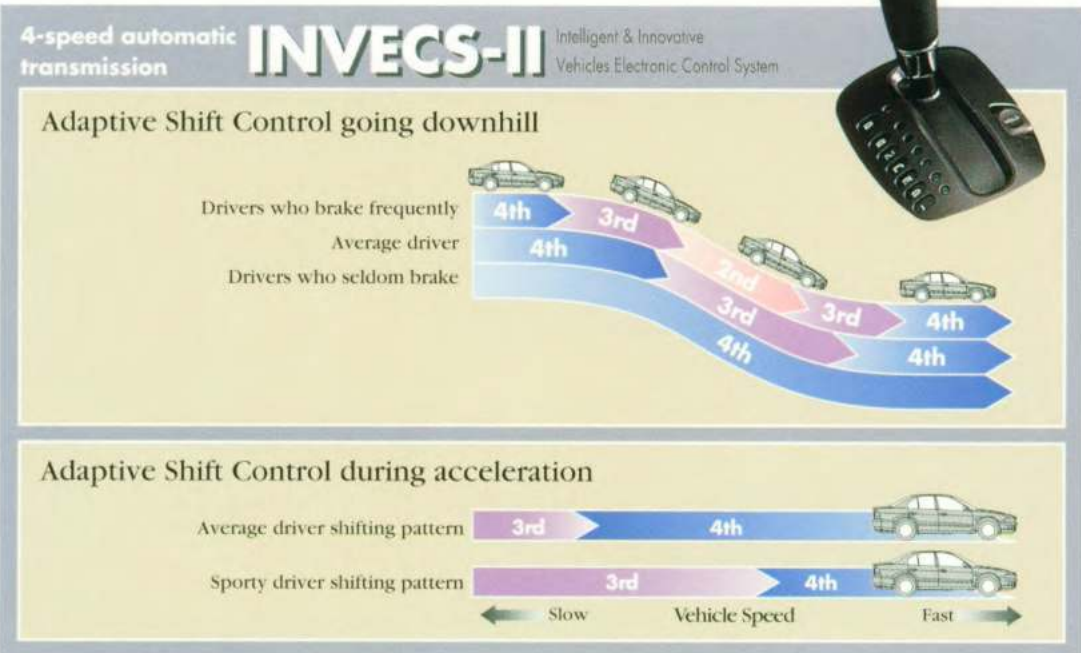
sportier types desiring

maximum response from

the high-performance

engines.

Easy-shifting automatic and manual transmissions smoothly and efficiently transfer the engine power to the road



Equipped with a sophisticated neural network computer, INVECS-II optimises gear shifts according to road and driving conditions. This 7-position system also monitors and "learns" each driver's style, then adapts its operation to suit that individual.



New technology for the sporty 5-speed manual transmission includes keyless-type gear synchronisation, which increases transmission strength and rigidity, while greatly improving shift feeling.





Mitsubishi shares your perception of true car/driver communication as a "two-way street." That's precisely why we've provided the new Galant with an optimised, more responsive version of our proven 4-wheel multi-link suspension.

Already well-known for delivering a flat, stable ride and precise handling, the revised front and rear systems use strong, steel compo-

nents for more balanced handling, plus greatly reduced noise and vibration, in the widest variety of driving conditions.

Available self-levelling rear shock absorbers with internal pumps provide a safe, level ride, even when fully employing the passenger- and cargo-carrying potentials of the Station Wagon.

Powerful, fade-resistant disc brakes front and rear add a reassuring note of confidence to the ongoing interaction between you, the road, and your new Galant.

**Sophisticated suspensions
and brakes assure precise handling
and total control**



Unlike other systems which stress ride comfort at the expense of traction and control, the Galant's multi-link front and rear suspensions combine excellent comfort, precise steering and maximum tyre grip, for optimum handling stability and high-speed cornering control.



Ventilated front and solid rear discs* use powerful vacuum boosters to ensure linear, fade-free stopping power. Together with the multi-link front and rear suspensions, drivers of the new Galant will experience increased control, even while braking or cornering on uneven road surfaces.

* Drum rear brakes for diesel-engine models.





There'd be no point in providing you with an exhilarating yet soothing, functional yet luxurious personal space, without taking the appropriate measures to preserve and protect both you and that space. *Appropriate*, though, fails to adequately describe the comprehensive technologies comprising the Galant's active and passive safety systems.

Active systems—which help the driver avoid accidents—include Traction Control (TCL), ABS and high-mount brake light.

Passive safety systems—which help protect cabin occupants should an accident occur—include the Galant's newly developed SRS side airbags as well as SRS front airbags, for driver and front passenger, side door impact bars, and crushable body zones.

Armed with the knowledge that all safety systems include the latest innovations and improvements, you may well find that the

new Galant brings out the very best in you as a driver. Proceed with confidence.

Your safety is our passion.

Our commitment is

your guarantee



The Computer-Aided Engineering (CAE)-designed body features front and rear deformable structures designed to absorb the impact of a collision, while the secure cabin acts as a protective chamber for its occupants.

PASSIVE SAFETY



Front seatbelts are equipped with pretensioners, which instantly tighten the seatbelts when a sensor detects the impact of a collision.



When used with the 3-point seatbelts, the rear passenger headrests help reduce injuries, especially those resulting from rear-end collisions.

Developed especially for the new Galant, SRS (Supplementary Restraint System) side airbags, which offer excellent protection in a side collision, are available for both driver and front passenger. SRS front airbags, when used in combination with the seatbelts, offer front seat occupants maximum protection in a head-on collision.

ACTIVE SAFETY



Mitsubishi's 4-sensor 3-channel Anti-lock Braking System optimises braking performance by preventing wheel lock-up on virtually any road surface. The system's ECU (Electronic Control Unit) calculates the best braking rate for front and rear brakes, then modulates hydraulic pressure to each for controlled, linear braking performance.




Easily visible to following drivers, the brilliant high-mount brake light helps prevent rear-end collisions when sudden braking is required.




Traction Control (TCL) has two elements that greatly improve safety, especially on slippery roads: Slip Control prevents the drive wheels from spinning; Trace Control reduces engine power to safe levels if required during cornering.





2500 V6-24 Some of the equipment shown may vary according to market.

A night sky filled with stars, with a city building featuring lit windows in the foreground. The scene is dark, with the stars providing a soft glow against the deep blue night sky. The building's lights are warm and yellow, contrasting with the cool tones of the night.

If you were to design a space
to enjoy your hard-earned freedom,
Mitsubishi is confident enough to believe it
would greatly resemble the interior of our all-new Galant.

With expansive personal space
and soothingly luxurious appointments.

Insulated from outside irritants.

Reassuringly stable and secure.

Make it your own space.



2500 V6-24
Some of the equipment shown
may vary according to
market.



12:00

x1000r/min

AUTO 25.0

PRESET 1-6
FM/AM
TUNE
VOL
SRC
EJECT
RECALL
MEMORY 1-6
CD
TUNE PULL BACK





2500 V6-24

Some of the equipment shown
may vary according to market.

You're aware the instant you enter the "human-engineered" cockpit of the new Galant: the standards that sustain you, the emotions that liberate you—they're all here and at your command. The soothing luxury and comfort, exemplified by the ergonomic, fully adjustable driver's seat. Exhilarating performance, awaiting your input to the intelligently designed and logically placed controls. The feeling of reassurance that's integral to Mitsubishi's reputation for safety and reliability. And perhaps most of all, the enduring sensation of spaciousness: the room to expand; the space to be free.

**The awareness of ultimate command is
immediate; you've arrived before
your journey's begun**



An aspheric-surfaced lens added to the driver's side door mirror increases the driver's field of vision to the side and rear of the Galant.



Once programmed by the driver, the cruise control system automatically maintains the preset speed, even on hills, greatly increasing driver comfort and convenience, especially on long drives.



The driver's power window master console features one-touch up-and-down control for all side windows. Families with small children will especially appreciate the built-in anti-trapping mechanism, which stops and lowers a closing window if it encounters an obstacle.



The multi-adjustable front seats, with adjustable lumbar support for the driver's seat, contribute to making the Galant's interior as comfortable as your own home.



The driver's door console also includes a switch that locks or unlocks all doors (plus the Station Wagon's tailgate), further contributing to overall safety.



Greatly increasing driver comfort, especially on cold mornings, the driver's seat features heating elements in both upper and lower sections, plus separate "Hi/Lo" controls located in the central floor console.



With separate "Open" and "Lock" buttons, the keyless entry system's keyring-based radio-type transmitter extends the operating range and is easier to use than infrared devices. For added security, the system automatically re-engages the lock if an inadvertently unlocked door is not opened within 30 seconds.



SRS AIRBAG

In keeping with the new Galant's development goal of establishing new standards for its segment, virtually every aspect—from performance and safety to styling and comfort—has been enhanced and improved. Passengers will be most aware of the scope of these refinements in the scrupulous attention to detail—the “little things”—that mean the difference between a ride in a car and a memorable driving experience.

The seats are certainly comfortable: ergonomically designed to offer support in all the right places; and covered in luxurious fabrics. And the *spaciousness* that surrounds them underscores the pleasure. The front seats have even been given concave seat backs, further increasing the already generous rear-seat leg room.

Time spent in the Galant interior produces the distinct impression that Mitsubishi has anticipated one's every wish. Everything is there; nothing has been overlooked. Spend some *quality* time yourself, with the all-new Mitsubishi Galant.

**Enveloped in comfort, insulated by luxury,
your passengers are free
to appreciate the details**



Exemplifying well the Galant's commitment to personalised attention are convenience items like the lidded passenger vanity mirror, and bright front and rear personal lamps. Front door courtesy lamps are another seemingly small detail that will be appreciated when entering and exiting the Galant at night.



Serving a multitude of functions is the illuminated front dual cup holder: swing the holder up and lock it in place to securely hold your favourite beverages; swing it down to accommodate small items.



The fully automatic air conditioning system uses a thermostat to maintain the selected cabin temperature, and features one-touch operation and a clear graphic display. A manual system is also available, with large, easy-to-use controls. Both systems have built-in filters that remove pollen and other particles from the circulating air.




Rear-seat passengers can find their very own dual cup holder, cleverly and neatly concealed within the padded lid of the front floor console box. Just swing the hinged lid all the way back... and drinks are served!



Mitsubishi wants your rear-seat passengers to relax and enjoy the Galant experience, too, and thoughtfully provides them with a plushly upholstered, folding centre armrest.



A one-touch automatic sunroof (extra-large type for the Station Wagon) can be tilted up for ventilation, or slid smoothly back for open-air driving enjoyment; an anti-trapping mechanism adds to safety.



Readily apparent from even a cursory perusal is the Galant's optimal use of existing space. "A place for everything and everything in its place" might very well have been one of the dominant development themes.

Both models can boast of voluminous luggage accommodations, in addition to a wide variety of boxes, compartments and other facilities to securely stow small or

oddly shaped items. In fact, one would be hard-pressed to find any area, within or without the Galant, that has not been put to its best possible use.

What does it all mean to you? Simply that *convenience*, like all other essential aspects of the Galant experience, reaches new heights in the all-new Saloon and Station Wagon.

**Total engineering means
nothing distracts you from *total enjoyment of*
the Galant experience**



The Saloon's trunk provides a full 470 litres (VDA) of space. The 6:4 asymmetrically split rear seats can be folded down together for carrying large loads, or one at a time to accommodate extra-long items.

STATION WAGON



The convenient roof rails are an elegant styling touch, while greatly simplifying the attachment of ski racks, roof racks and other accessories.



An extra-strong net plus conveniently located floor- and wall-type hooks, let you securely anchor bulky luggage and other gear.



An excellent example of the uniform utility that is absent from many other station wagons is the interior tailgate handle, which enables closing the tailgate without touching the tailgate's exterior surface.



Protect your valuables from prying eyes! The full-width tonneau cover adds to interior security, especially when combined with the tinted rear windows.

SALOON



A compartment on the left interior side of the trunk provides convenient storage for, and easy access to, emergency triangles and other items.



Loading and unloading of the Saloon's spacious trunk is quick and clean, courtesy of the interior trunk lid handle.

STATION WAGON/SALOON



Folding down either side of the Station Wagon's 6:4 split rear seat permits the carrying of long, bulky or oddly shaped items.



Strategically located directly under the audio system is a special compartment for those driving essentials: your sunglasses.



No more scrambling to fish coins from your pocket at toll booths: the Galant's coin box is right at hand.



Cleverly concealed beneath the cargo room floor, the dual underfloor storage compartments are perfect for keeping valuables, tools or whatever securely out of sight. A handy compartment on the left cargo room wall adds to storage capacity and security.



At Mitsubishi, we're interested in long-term user relationships. That's why reliability and endurance are so important in the design and development of our cars. Other manufacturers may develop new technologies on test tracks. We do ours in the harshest driving environments on earth: the wildly varying roads and climates of the international rally circuit. If it'll stand up to these conditions, it's ready for a Mitsubishi.

Cases in point: the all-new Galant Station Wagon and Saloon. Both have benefitted in numerous areas from our rally-based R & D. Body rust is a thing of the past, with corrosion-resistant

Built to endure.

**Reinforced by a heritage of international
rallying championships**




galvanised steel used for approximately 40% of the body, along with generous applications of rocker primer and wax injection. And replacement of metal parts with lightweight, high-impact thermoplastic gives the multiple benefits of reduced weight, resistance to corrosion, and ease of recycling.

Other measures, like increased use of emissions-reducing and easily recyclable materials and long-life components, help ensure that both the new Galant and its driver are "responsible environmental citizens."



For over 30 years, Mitsubishi vehicles have been participating in, *and winning* rally competitions around the world. We've found that the extremely rugged courses used on the international circuit make excellent testing grounds for our technologies. Every mechanical advance can be measured against the severest possible conditions, with both drivers and mechanics feeding information back to the engineers responsible for its design. If a suspension system can withstand the gruelling conditions of a typical rally course, it surely can handle anything occurring in normal daily driving.

MITSUBISHI GALANT



2000 GLX

16-valve SOHC, 5MT



STANDARD EQUIPMENT

Side door impact bars • Halogen head lights
• 195/65VR14 tyres • Full wheel covers • Colour-keyed aero-type bumpers • Variable intermittent windshield wiper • Roof type antenna • Roof rails
• Black direct remote-controlled door mirrors (driver's: aspheric) • High-mount brake light • Rear window defogger • Driver's side SRS airbag • Passenger's side SRS airbag • 4-wheel ABS (Anti-lock Brake System) • Rack-and-pinion power-assisted steering • Tilt-steering column • Front anti-trapping power windows with one-touch-down function • Central door locking system • Door ajar warning light • Front illuminated cup holders on centre console • Soft-lid-illed illuminated floor console box • Rear cup holders behind floor console box lid • 2-way height-adjustable driver's seat with lumbar support • Height adjustable headrests • Front 3-point ELR seatbelts with pretensioners • Height adjustable front seatbelt anchors • 6:4 split trunk-through seat • Rear 3-point ELR/ALR seatbelts and 2-point centre lapbelt • Front door courtesy lamps • Child-protection rear door locks • Front personal lamps • Cargo room cover • Cargo room net and hook.

OPTIONAL EQUIPMENT

Rear anti-trapping power windows • 14x5.5J light alloy wheels • Cruise control • Black front and rear mudguards • Keyless entry system • Head light washers • LW/MW/FM(MPX) radio and cassette player • Front seat heaters.



2000 GLX

16-valve SOHC, 5MT



STANDARD EQUIPMENT

Side door impact bars • Halogen head lights
• 195/65VR14 tyres • Full wheel covers • Colour-keyed aero-type bumpers • Fixed intermittent windshield wipers and washers • Black direct remote-controlled door mirrors (driver's: aspheric) • High-mount brake light • Rear window defogger • Driver's side SRS airbag • Passenger's side SRS airbag • 4-wheel ABS (Anti-lock Brake System) • Rack-and-pinion power-assisted steering • Tilt-steering column • Front anti-trapping power windows with one-touch-down function • Central door locking system • Door ajar warning light • Front illuminated cup holders on centre console • Soft-lidded illuminated floor console box • Rear cup holders behind floor console box lid • 2-way height-adjustable driver's seat with lumbar support • Height adjustable headrests • Front 3-point ELR seatbelts with pretensioners • Height adjustable front seatbelt anchors • 6:4 split trunk-through seat • Rear 3-point ELR/ALR seatbelts and 2-point centre lapbelt • Front door courtesy lamps • Child-protection rear door locks • Front personal lamps.

OPTIONAL EQUIPMENT

Rear anti-trapping power windows • 14x5.5J light alloy wheels • Cruise control • Black front and rear mudguards • Keyless entry system • Head light washers • LW/MW/FM (MPX) radio and cassette player • Front seat heaters.



2000 GLS

16-valve SOHC, 5MT/
INVECS-II 4AT



STANDARD EQUIPMENT

Side door impact bars • Halogen head lights • Front parabola-type fog lights • 195/65VR14 tyres • Full wheel covers • Colour-keyed aero-type bumpers • Variable intermittent windshield wiper • Roof type antenna • Roof rails • Colour-keyed electronically controlled door mirrors (driver's: aspheric) • Colour-keyed side protection mouldings • Colour-keyed door handles • High-mount brake light • Rear window defogger • Driver's side SRS airbag • Passenger's side SRS airbag • 4-wheel ABS (Anti-lock Brake System) • Rack-and-pinion power-assisted steering • Tilt-steering column • Cruise control (AT models only) • Front anti-trapping power windows • Rear anti-trapping power windows • Central door locking system • Door ajar warning light • Rear cup holders • 2-way height-adjustable driver's seat with lumbar support • Height and tilt adjustable headrests • Front 5-point ELR seatbelts with pretensioners • Height adjustable front seatbelt anchors • 6:4 split trunk-through seat • Rear 3-point ELR/ALR seatbelts and 2-point centre lapbelt • Front door courtesy lamps • Rear personal lamp • Child-protection rear door locks • Front personal lamps • Cargo room cover • Cargo room net and hook.

OPTIONAL EQUIPMENT

195/60VR15 tyres • 15x6.0JJ light alloy wheels • 14x5.5JJ light alloy wheels • Black front and rear mudguards • Keyless entry system • Anti-theft alarm system (with gradual dimming room lamp) • Head light washers • LW/MW/FM (MPX) radio and cassette player • Front seat heaters.



2000 GLS

16-valve SOHC, 5MT/
INVECS-II 4AT



STANDARD EQUIPMENT

Side door impact bars • Halogen head lights • Front parabola-type fog lights • 195/65VR14 tyres • Full wheel covers • Colour-keyed aero-type bumpers • Variable intermittent windshield wipers • Power antenna • Colour-keyed electronically controlled door mirrors (driver's: aspheric) • Colour-keyed side protection mouldings • Colour-keyed door handles • High-mount brake light • Rear window defogger • Driver's side SRS airbag • Passenger's side SRS airbag • 4-wheel ABS (Anti-lock Brake System) • Rack-and-pinion power-assisted steering • Tilt-steering column • Cruise control (AT models only) • Front anti-trapping power windows • Rear anti-trapping power windows • Central door locking system • Door ajar warning light • Front illuminated cup holders on centre console • Soft-lidded illuminated floor console box • Rear cup holders • 2-way height-adjustable driver's seat with lumbar support • Height and tilt adjustable headrests • Front 3-point ELR seatbelts with pretensioners • Height adjustable front seatbelt anchors • 6:4 split trunk-through seat • Rear 3-point ELR/ALR seatbelts and 2-point centre lapbelt • Front door courtesy lamps • Child-protection rear door locks.

OPTIONAL EQUIPMENT

195/60VR15 tyres • 15x6.0J light alloy wheels • 14x5.5J light alloy wheels • Keyless entry system • Anti-theft alarm system (with gradual dimming room lamp) • Head light washers • Rear intermittent wiper and washer • LW/MW/FM (MPX) radio and cassette player • Front seat heaters.



2000 GLS-TD

Intercooled turbo diesel, 5MT



STANDARD EQUIPMENT

Side door impact bars • Halogen head lights • Front projector-type fog lights • 185/70HR14 tyres • Full wheel covers • Colour-keyed aero-type bumpers • Variable intermittent windshield wiper • Roof type antenna • Roof rails • Colour-keyed electronically controlled door mirrors (driver's; aspheric) • Colour-keyed side protection mouldings • Colour-keyed door handles • High-mount brake light • Rear window defogger • Driver's side SRS airbag • Passenger's side SRS airbag • 4-wheel ABS (Anti-lock Brake System) • Rack-and-pinion power-assisted steering • Tilt-steering column • Front anti-trapping power windows • Rear anti-trapping power windows • Central door locking system • Door ajar warning light • Front illuminated cup holders on centre console • Soft-lidded illuminated floor console box • Rear cup holders • 2-way height-adjustable driver's seat with lumbar support • Height and tilt adjustable headrests • Front 3-point ELR seatbelts with pretensioners • Height adjustable front seatbelt anchors • 6:4 split trunk-through seat • Rear 3-point ELR/ALR seatbelts and 2-point centre lapbelt • Front door courtesy lamps • Child-protection rear door locks • Cargo room net and hook.

OPTIONAL EQUIPMENT

195/60VR15 tyres • 15x6.0JJ light alloy wheels • 14x5.5JJ light alloy wheels • Cruise control • Keyless entry system • Anti-theft alarm system (with gradual dimming room lamp) • Head light washers • LW/MW/FM (MPX) radio and cassette player • Front seat heaters.



GALANT Saloon

2000 GLS-TD

Intercooled turbo diesel, 5MT



STANDARD EQUIPMENT

Side door impact bars • Halogen head lights • Front projector-type fog lights • 185/70HR14 tyres • Full wheel covers • Colour-keyed aero-type bumpers • Variable intermittent windshield wipers • Power antenna • Colour-keyed electronically controlled door mirrors (driver's: aspheric) • Colour-keyed side protection mouldings • Colour-keyed door handles • High-mount brake light • Rear window defogger • Driver's side SRS airbag • Passenger's side SRS airbag • 4-wheel ABS (Anti-lock Brake System) • Rack-and-pinion power-assisted steering • Tilt-steering column • Front anti-trapping power windows • Rear anti-trapping power windows • Central door locking system • Door ajar warning light • Front illuminated cup holders on centre console • Soft-lid illuminated floor console box • Rear cup holders • 2-way height-adjustable driver's seat with lumbar support • Height and tilt adjustable headrests • Front 3-point ELR seatbelts with pretensioners • Height adjustable front seatbelt anchors • 6:4 split trunk-through seat • Rear 3-point ELR/ALR seatbelts and 2-point centre lapbelt • Front door courtesy lamps • Child-protection rear door locks.

OPTIONAL EQUIPMENT

195/60VR15 tyres • 15x6.0JJ light alloy wheels • 14x5.5JJ light alloy wheels • Cruise control • Keyless entry system • Anti-theft alarm system (with gradual dimming room lamp) • Head light washers • Rear intermittent wiper and washer • LW/MW/FM (MPX) radio and cassette player • Front seat heaters.



GALANT Station Wagon

2500 V6-24

24-valve SOHC, 5MT/
INVECS-II 4AT



STANDARD EQUIPMENT

Side door impact bars • Halogen head lights • Front parabola-type fog lights • 205/60R15 tyres • 15x6.0J light alloy wheel • Colour-keyed aero-type bumpers • Variable intermittent windshield wiper • Roof type antenna • Roof rails • Colour-keyed electronically controlled door mirrors (driver's: aspheric) • Colour-keyed side protection mouldings • Colour-keyed door handles • High-mount brake light • Rear window defogger • Driver's side SRS airbag • Passenger's side SRS airbag • 4-wheel ABS (Anti-lock Brake System) • Rack-and-pinion power-assisted steering • Tilt-steering column • Cruise control (AT models only) • Front anti-trapping power windows • Rear anti-trapping power windows • Central door locking system • Keyless entry system • Door ajar warning light • Fully automatic air conditioner • Front illuminated cup holders on centre console • Soft-lidded illuminated floor console box • Rear cup holders • 2-way height-adjustable driver's seat with lumbar support • Height and tilt adjustable headrests • Front 3-point ELR seatbelts with pretensioners • Height adjustable front seatbelt anchors • 6:4 split trunk-through seat • Rear 3-point ELR/ALR seatbelts and 2-point centre lapbelt • Front door courtesy lamps • Child-protection rear door locks • Cargo room net and hook.



OPTIONAL EQUIPMENT

Anti-theft alarm system (with gradual dimming room lamp) • Head light washers • LW/MW/FM(MPX) radio and cassette player • Front seat heaters.

GALANT Saloon

2500 V6-24

24-valve SOHC, 5MT/
INVECS-II 4AT



STANDARD EQUIPMENT

Side door impact bars • Halogen head lights • Front parabola-type fog lights • 205/60R15 tyres • 15x6.0J light alloy wheel • Colour-keyed aero-type bumpers • Variable intermittent windshield wipers • Power antenna • Colour-keyed electronically controlled door mirrors (driver's: aspheric) • Colour-keyed side protection mouldings • Colour-keyed door handles • High-mount brake light • Rear window defogger • Driver's side SRS airbag • Passenger's side SRS airbag • 4-wheel ABS (Anti-lock Brake System) • Rack-and-pinion power-assisted steering • Tilt-steering column • Cruise control (AT models only) • Front anti-trapping power windows • Rear anti-trapping power windows • Central door locking system • Keyless entry system • Door ajar warning light • Fully automatic air conditioner • Front illuminated cup holders on centre console • Soft-lidded illuminated floor console box • Rear cup holders • 2-way height-adjustable driver's seat with lumbar support • Height and tilt adjustable headrests • Front 3-point ELR seatbelts with pretensioners • Height adjustable front seatbelt anchors • 6:4 split trunk-through seat • Rear 3-point ELR/ALR seatbelts and 2-point centre lapbelt • Front door courtesy lamps • Child-protection rear door locks.

OPTIONAL EQUIPMENT

Anti-theft alarm system (with gradual dimming room lamp) • Head light washers • Rear intermittent wiper and washer • LW/MW/FM(MPX) radio and cassette player • Front seat heaters.



GALANT Station Wagon/Saloon Major Equipments



Halogen headlamp



Rear intermittent wiper



Anti-trapping power window



Centre console box



Door pocket



Glove box



Intermittent wiper










14" Full wheel cover



15" Light alloy wheel

Note: Some of the equipment listed/shown in this brochure may differ in appearance and/or availability according to market. Please contact your Mitsubishi dealer/distributor for detailed specifications and equipment available in your market.


GALANT Station Wagon/Saloon Colour Chart

Model		2000 GLX	2000 GLS/2000 GLS-TD		2500 V6-24 (LHD)		2500 V6-24 (RHD)		
Colour Code and Exterior Colour	Interior Trim Code (Saloon/Station Wagon) and Basic Colour								
	A71	Hamilton Silver (M)	<input type="checkbox"/>	<input type="checkbox"/>	<input type="checkbox"/>	<input type="checkbox"/>	<input type="checkbox"/>	<input type="checkbox"/>	<input type="checkbox"/>
F06	Winning Turquoise (P)	<input type="checkbox"/>	<input type="checkbox"/>	<input type="checkbox"/>	<input type="checkbox"/>	<input type="checkbox"/>	<input type="checkbox"/>	<input type="checkbox"/>	
G25	Finess Green (P)	<input type="checkbox"/>	<input type="checkbox"/>	<input type="checkbox"/>	<input type="checkbox"/>	<input type="checkbox"/>	<input type="checkbox"/>	<input type="checkbox"/>	
P78	Roanne Red (P)	<input type="checkbox"/>	<input type="checkbox"/>	<input type="checkbox"/>	<input type="checkbox"/>	<input type="checkbox"/>	<input type="checkbox"/>	<input type="checkbox"/>	
P85	Palma Red	<input type="checkbox"/>	<input type="checkbox"/>	<input type="checkbox"/>	<input type="checkbox"/>	<input type="checkbox"/>	<input type="checkbox"/>	<input type="checkbox"/>	
T09	Meister Blue (M)	<input type="checkbox"/>	<input type="checkbox"/>	<input type="checkbox"/>	<input type="checkbox"/>	<input type="checkbox"/>	<input type="checkbox"/>	<input type="checkbox"/>	
W09	Sophia White	<input type="checkbox"/>	<input type="checkbox"/>	<input type="checkbox"/>	<input type="checkbox"/>	<input type="checkbox"/>	<input type="checkbox"/>	<input type="checkbox"/>	
Seat Covering		Nadir knit & Heather knit (Grey)			Canal knit & Particle knit (Grey)				
					Optional: Leather (Beige)				
Door Trim					PVC with cloth insert (Grey)				
					Optional: Leather (Beige)				
Headlining					Soft PVC (Light Grey)				
					Optional: Leather (Beige)				
Floor Covering		Needle-punch Carpet (Grey)				Cut-pile Carpet (Grey)			
						Optional: Leather (Beige)			

○ = Available - = Not Available (M) = Metallic (P) = Pearl

Features and appearance may vary by market.

GLN97LINT/1250JAN97(6)



GALANT Saloon

Specifications

Body type		Saloon					
Model		2000GLX	2000GLS		2500 V6-24		2000GLS-TD
Model code	LHD	EA2ASNJEQL6	EA2ASNHEQL6	EA2ASRHEQL6	EA5ASNGEQL6	EA5ASRGEQL6	EA6ASNHFQL6
	RHD	EA2ASNJEQL6C	EA2ASNHEQL6C	EA2ASRHEQL6C	EA5ASNGEQL6C	EA5ASRGEQL6C	EA6ASNHFQL6C
		-	EA2ASNHEQR6	EA2ASRHEQR6	EA5ASNGEQR6	EA5ASRGEQR6	EA6ASNHFQR6

DIMENSIONS & WEIGHT

Overall length	mm	4,630					
Overall width	mm	1,740					
Overall height	mm	1,415					
Wheelbase	mm	2,635					
Track	Front	1,510					
	Rear	1,505					
Ground clearance	mm	150					
Kerb weight	kg	1,260	1,280	1,290	1,310	1,300	
Gross vehicle weight	kg	1,850		1,880		1,870	
Towing capacity (w/ brake)	kg	12% slope:1,200		10% slope:1,600			
Seating capacity	Persons	5					

PERFORMANCE

Max. speed*	km/h	210	200	225	215	180	
Min. turning radius	m	5.4					

ENGINE

Type	4-cycle, 4-cylinder, in-line, water-cooled 16-valve SOHC (4G63)		4-cycle, V-type 6-cylinder, water-cooled 24-valve SOHC (6A13)		4-cycle, 4-cylinder, in-line, intercooled turbocharged SOHC (4D95)
Displacement	cc	1,997	2,498	1,998	
Bore x Stroke	mm	85.0 x 88.0	81.0 x 80.8	82.7 x 93.0	
Compression ratio		10.0	9.5	22.4	
Max. output (EEC net)	kw (PS)/rpm	100(136)/6,000	120(163)/5,750	66(90)/4,500	
Max. torque (EEC net)	N-m (kg-m)/rpm	178(183)/4,500	223(22.7)/4,500	202(20.6)/2,500	

ELECTRICAL SYSTEM

Battery	75D26L		95D31L
Alternator output	V-A	12-90	12-85
Starter motor output	V-kW	12-0.9	12-1.2

FUEL SYSTEM

Type	ECI-MULTI		Fuel injection pump
Fuel tank capacity	litre	64	

TRANSMISSION

Transmission type		5-speed manual	INVECS-II 4-speed automatic	5-speed manual	INVECS-II 4-speed automatic	5-speed manual
Clutch type		Mechanical	Torque converter	Mechanical	Torque converter	Mechanical
Gear ratio	1st	3.583	2.842	3.583	2.842	3.583
	2nd	1.947	1.529	1.947	1.529	1.947
	3rd	1.379	1.000	1.379	1.000	1.379
	4th	1.030	0.712	1.030	0.712	1.030
	5th	0.820	-	0.767	-	0.733
	Reverse	3.363	2.480	3.363	2.480	3.363
Final	3.722	4.042	3.722	3.770	3.722	

STEERING

Type of gear	Rack & pinion power-assisted	
--------------	------------------------------	--

SUSPENSIONS

Type	Front	Multi-link	
	Rear	Multi-link	

BRAKES

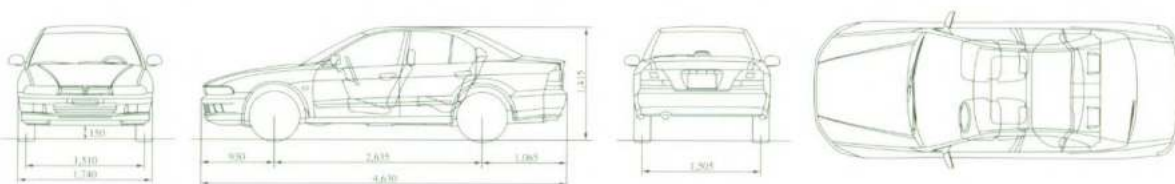
Type	Front	14" ventilated discs	
	Rear	14" solid discs	
Booster, vacuum		9" master vac	7" + 8" master vac (tandem)
			8" drums
			9" master vac

TYRES & WHEELS

Tyres	Front & rear	195/65R14	195/60R15	185/70R14
-------	--------------	-----------	-----------	-----------

Note: These specifications are subject to change without notice. Some of the equipment listed/shown in brochure may differ in appearance and/or availability according to market. Please contact your local Mitsubishi dealer/distributor for detailed specifications and equipment available in your market. *Measured by Mitsubishi Motors.

Dimensional Views



GALANT Station Wagon

Specifications

Body type		Station Wagon					
Model		2000GLX	2000GLS		2500 V6-24		2000GLS-TD
Model code	LHD	EA2WLNJEQL6	EA2WLNHEQL6	EA2WLRHEQL6	EA5WLNQEQL6	EA5WLRGEQL6	EA6WLNHFQL6
		EA2WLNJEQL6C	EA2WLNHEQL6C	EA2WLRHEQL6C	EA5WLNQEQL6C	EA5WLRGEQL6C	EA6WLNHFQL6C
	RHD	-	EA2WLNHEQR6	EA2WLRHEQR6	EA5WLNQEQR6	EA5WLRGEQR6	EA6WLNHFQR6

DIMENSIONS & WEIGHT

Overall length	mm	4,680					
Overall width	mm	1,740					
Overall height	mm	1,445(1,495 with roof rails)					
Wheelbase	mm	2,635					
Track	Front	1,510					
	Rear	1,505					
Ground clearance	mm	150					
Kerb weight	kg	1,310	1,330	1,340	1,360	1,350	
Gross vehicle weight	kg	1,905		1,935		1,925	
Towing capacity (w/ brake)	kg	12% slope:1,200		10% slope:1,600			
Seating capacity	Persons	5					

PERFORMANCE

Max. speed*	km/h	200	190	215	205	170	
Min. turning radius	m	5.4					

ENGINE

Type		4-cycle, 4-cylinder, in-line, water-cooled 16-valve SOHC (4G63)	4-cycle, V-type 6-cylinder, water-cooled 24-valve SOHC (6A13)	4-cycle 4-cylinder in-line, inter-cooled turbo-charged SOHC (4D08)
Displacement	cc	1,997	2,498	1,998
Bore x Stroke	mm	85.0 x 88.0	81.0 x 80.8	82.7 x 93.0
Compression ratio		10.0	9.5	22.4
Max. output (EEC net)	kW (PS)/rpm	100(136)/6,000	120(163)/5,750	66(90)/4,500
Max. torque (EEC net)	N-m (kg-m)/rpm	178(183)/4,500	223(22.7)/4,500	202(20.6)/2,500

ELECTRICAL SYSTEM

Battery		75D26L			95D31L
Alternator output	V-A	12-90		12-85	12-100
Starter motor output	V-kW	12-0.9	12-1.2		12-2.0

FUEL SYSTEM

Type		ECI-MULTI		Fuel injection pump	
Fuel tank capacity	litre	64			

TRANSMISSION

Transmission type	5-speed manual		INVECS-II 4-speed automatic	5-speed manual		INVECS-II 4-speed automatic	5-speed manual
	Mechanical		Torque converter	Mechanical	Torque converter		Mechanical
Gear ratio	1st	3.583	2.842	3.583	2.842	3.583	3.583
	2nd	1.947	1.529	1.947	1.529	1.947	1.947
	3rd	1.379	1.000	1.379	1.000	1.379	1.379
	4th	1.030	0.712	1.030	0.712	1.030	1.030
	5th	0.820	-	0.767	-	0.733	0.733
	Reverse	3.363	2.480	3.363	2.480	3.363	3.363
	Final	3.722	4.042	3.722	3.770	3.722	3.722

STEERING

Type of gear	Rack & pinion power-assisted					
--------------	------------------------------	--	--	--	--	--

SUSPENSIONS

Type	Front	Multi-link				
	Rear	Multi-link				

BRAKES

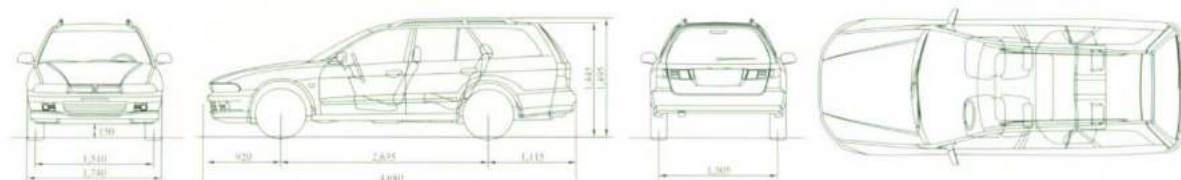
Type	Front	14" ventilated discs			
	Rear	14" solid discs			8" drums
Booster, vacuum		9" master vac		7" + 8" master vac (tandem)	

TYRES & WHEELS

Tyres	Front & rear	195/65R14	195/60R15	185/70R14
-------	--------------	-----------	-----------	-----------

Note: These specifications are subject to change without notice. Some of the equipment listed/shown in brochure may differ in appearance and/or availability according to market. Please contact your local Mitsubishi dealer/distributor for detailed specifications and equipment available in your market. *Measured by Mitsubishi Motors.

Dimensional Views



..... It's
the
little
things
that
make
Mitsubishi
great.

GLN97GINT/124JAN9766

 **MITSUBISHI MOTORS CORPORATION**
TOKYO, JAPAN