

The all-new Hyundai VENUE.



New style. New statement

The all-new Venue is more than just a typical Compact SUV-it's a statement. With its sleek, new-age style and groundbreaking features, The SUV will surely turn heads wherever you go. The all-new Venue combines style and convenience with top-notch performance and cutting-edge technology features. Make a new statement with the all-new Venue and experience wonderful comfort and class.



Style that grabs attention.

From the dark chrome grille to the connecting LED tail lamps, you know you'll stand out from the pack with flair as you take on life with the new Hyundai VENUE.

Best in segment



Connecting LED tail lamps



Dark chrome front grille



Diamond cut alloy wheels



Puddle lamps




LED projector headlamps

Other features: LED DRL & positioning lamps | Cornering lamps | Headlamp escort function | Chrome finish outside door handles | Roof rails


Enter the Lit zone.

From home to work to everywhere you want to be, you need to be surrounded in a place that's inherently you. And inside the new VENUE all that matters, is you. Stylish, refined and exciting, it's got it all. Embracing the lit life the new Hyundai VENUE is focused on fun and comfort rolled into one incredible package that makes sure it looks just as trendy inside, as it does outside.



1st in segment

Ambient sounds of nature in the 20.32 cm (8.0") HD infotainment system (1st in segment)



1st in segment

2-step rear reclining seats



Multiple user profiles



Climate control



Smart electric sunroof



Digital cluster with colour TFT MID

Other features: Auto healthy air purifier | Fully automatic temperature control with digital display | Leather[^] gear knob | Glovebox cooling | 60:40 Split rear seat | Front seatback scoop

Safety comes first in the new VENUE.

The new Hyundai VENUE isn't just built to excite you, it's built to keep you safe. By adding a host of senses to heighten your own, the new Hyundai VENUE is fully loaded with sophisticated safety features.



Standard across all variants



Rear parking assist camera with dynamic guidelines



Dual Airbags



Tyre pressure monitoring system (Highline)

Other features: Strong body structure with AHSS | Electronic stability control (ESC) | Vehicle stability management (VSM) | Hill assist control (HAC)

[^]Electronic brakeforce distribution

An exhilarating drive, like nothing else.

It's not just about getting from one place to another, it's about getting there in style. The new Hyundai VENUE puts the fun into driving. At the heart of the new Hyundai VENUE sits a finely tuned engine that delivers the perfect blend of performance and efficiency for that heart thumping driving experience. To put it simply, it's a lit drive!

Kappa 1.2 l MPI petrol

Max power **61** kW (83 PS) @ 6 000 r/min

Max torque **113.8** Nm @ 4 000 r/min



Kappa 1.0 l Turbo GDi petrol

Max power **88.3** kW (120 PS) @ 6 000 r/min

Max torque **172** Nm @ 1 500-4 000 r/min



Drive modes:

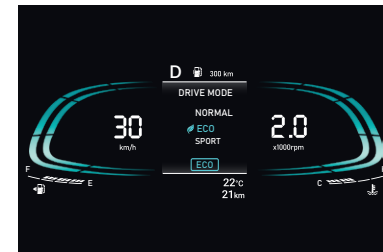
Get wherever you need to go with ease. Pick your driving mode and let the VENUE do the rest.

Eco: The new VENUE already comes with impressive mileage and driving in ECO mode can help increase even that.

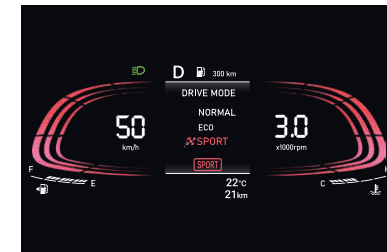
Sport: When the exhilaration or the drive needs to match the acceleration, switch to SPORT mode. The new VENUE responds with an enthusiastic energy that adds a little extra jump to the already lit drive.

Normal: This is your happy place. The normal mode sits squarely between the performance of the SPORT and efficiency of ECO. Delivering an effortlessly relaxed performance that's perfect for everyday driving.

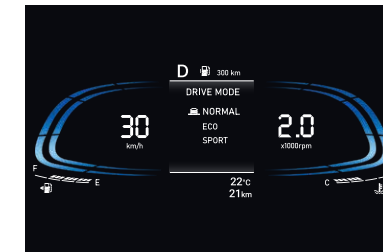
Drive mode themes:



Eco



Sport



Normal

Transmission options: Manual transmission (MT)

Make your style statement Lit.

It's about drive, it's about style and with the new Hyundai VENUE, you get to express all that and more. Find the style that matches your vibe!



Typhoon silver

Titan grey

Denim blue

Fiery red

Polar white

Phantom black

Key features

Variant		E	S	SX
Engine & trim plan				
Kappa 1.2 I MPI petrol		MT	MT	MT
Kappa 1.0 I Turbo GDI petrol*				
Safety				
Airbag	Driver & passenger	S	S	S
ABS with EBD		S	S	S
Electronic stability control (ESC)		-	S	S
Brake assist system (BAS)		-	S	S
Vehicle stability management (VSM)		-	S	S
Hill assist control (HAC)		-	S	S
Parking assist (rear)	Parking sensors	S	S	S
	Camera with dynamic guideline	-	-	S
Inside rear view mirror	Day & night mirror	S	S	S
	Telematics switches (SOS, RSA & Bluelink)	-	-	S
Automatic headlamps		-	S	S
Headlamp escort function		-	S	S
Tyre pressure monitoring system (Highline)		-	S	S
Central locking		S	S	S
Impact sensing auto door unlock		S	S	S
Speed sensing auto door lock		S	S	S
Keyless entry	Foldable key	-	S	-
	Smart key	-	-	S
Rear defogger with timer		-	S	S
Seatbelt reminder (Driver, passenger)		S	S	S
High speed alert		S	S	S
Seatbelt pretensioners (Driver, passenger)		S	S	S
Immobilizer		S	S	S
ISOFIX		S	S	S
Burglar alarm		-	-	S
Exterior				
Headlamps	Halogen lamps	S	S	-
	LED projector headlamps	-	-	S
	Cornering lamps	-	-	S
	LED DRL & positioning lamps	-	-	S
Connecting LED tail lamps		-	-	S
Dark chrome front grille		S	S	S
Body coloured	Bumpers	S	S	S
	Outside door mirrors	-	S	S
	Outside door handles	S	S	S
Front & rear skid plate		S	S	S
Roof rails		-	S	S
Turn indicators on outside mirrors		-	-	S
R15 (D=380.2 mm) Steel wheels with wheel cover		S	S	S
Shark fin antenna		-	S	S
Interior				
D-Cut steering		-	-	S
Two tone black & greige interiors		S	S	S
Seat upholstery	Fabric	S	S	S
	Leather^ pack	-	-	S
Leather^ pack	Steering wheel	-	-	S
	Gear knob	-	-	S
Metal finish inside door handles		S	S	S
Front & rear door map pockets		S	S	S
Seatback pocket (passenger side)		S	S	S
Seating				
Height adjustable driver seat		-	-	S
Front seat adjustable headrest		S	S	S

Variant		E	S	SX
Rear seat headrest	Integrated	S	S	-
	Adjustable	-	-	S
2-step rear reclining seat		-	-	S
60:40 split rear seat		-	-	S
Infotainment & Connectivity				
Digital cluster with colour TFT MID		-	S	S
Infotainment system	20.32 cm (8") touchscreen infotainment system	-	S	S
	20.32 cm (8") HD infotainment system with Bluelink	-	-	S
	Multiple regional language	-	S	S
	Ambient sounds of nature	-	-	S
Home to car (H2C) with Alexa & Google Voice Assistant^^		-	-	S
Over-the-Air (OTA) update		-	-	S
Smartphone connectivity**	Wireless Android Auto & Apple Carplay	-	S	-
	Android Auto & Apple Carplay	-	-	S
	Voice recognition	-	S	S
Front & rear speakers		-	S	S
Front tweeter		-	S	S
Steering wheel with audio & bluetooth controls		-	S	S
Comfort & Convenience				
Remote engine start with smart key		-	-	S
Drive mode select (Normal, Eco, Sport)*				
Smart electric sunroof		-	-	S
Paddle shifters*				
Push button start/stop		-	-	S
Power windows	Front	S	S	S
	Rear	-	S	S
Air conditioning	Manual AC	S	S	-
	FATC with digital display	-	-	S
Motor driven power steering		S	S	S
Outside mirrors	Electrically adjustable	-	S	S
	Auto fold with welcome function	-	-	S
Puddle lamps		-	-	S
Rear AC vents		-	S	S
Wireless phone charger		-	-	S
Glovebox cooling		-	-	S
Tilt steering		S	S	S
Cruise control		-	-	S
Front centre armrest with storage		-	S	S
Rear centre armrest with cup holder		-	-	S
Front USB charger (C type)		S	S	S
Front power outlet		S	S	S
Rear USB charger (C type) [2 nos.]		-	S	S
Front map lamps		-	-	S
Intermittent variable front wiper		S	S	S
Lane change indicator		S	S	S
Rear parcel tray		-	-	S
Luggage lamp		-	-	S
Battery saver & AMS		S	S	S

S - Standard

^Leatherette

^^Alexa Amazon Echo/Google Home device is not a standard car accessory and customer needs to purchase from third party.

**Works with select Android & Apple smartphones only.

Technical specifications

Items	1.2 I Kappa	1.0 I Kappa Turbo GDI
	Petrol	Petrol
Dimensions		
Overall length (mm)		3 995
Overall width (mm)		1 770
Overall height (mm)		1 617*
Wheelbase (mm)		2 500
Fuel tank capacity (l)		45
Engine		
Displacement (cm ³)	1 197	998
Max power (kW (ps) @ r/min)	61 (83) @ 6 000	88.3 (120) @ 6 000
Max torque (Nm @ r/min)	113.8 @ 4 000	172 @ 1 500 - 4 000
Transmission		
Type	5-speed manual	7-speed DCT
Suspension		
Front	McPherson strut with coil spring	
Rear	Coupled torsion beam axle with coil spring	
Brakes		
Front	Disc	
Rear	Drum	
Tyre		
Size	195 / 65 R15 (D=380.2 mm) Steel (E, S, S(O), SX)	215 / 60 R16 (D=405.6 mm) StyLED wheel (S(O))
Spare tyre	195/ 65 R15 (D=380.2 mm) Steel (all trims)	

*With roof rails

* Kappa 1.0 | Turbo GDI petrol is available in S(O) DCT variant

Dimensions

unit : mm



Dealer stamp

