

*MAZDA6*



zoom-zoom  
zoom



Mazda6 gives you a lot to get excited about. Its bold shape is enhanced by elegant touches. Its sports car inspired performance comes with handling to match. In superbly appointed sedan, hatch or wagon, Mazda6 is Zoom-Zoom enjoyment refined. ◀



## *YOU CAN SEE THE EXCITEMENT.*

You'll see the sporty side of Mazda6 straight away. Take in the flowing shape, attention grabbing details and low, confident stance and you'll get the feeling this is something special. The sleek body kit incorporating smoothly sculptured bumpers makes

the idea of a drive more attractive, with Limited Sedan and Sport Hatch models adding a sports grille and rear spoiler for extra flair. Everywhere you look, you'll see Mazda6 is designed to excite.



### ▲ Open it up.

There's nothing like fresh air and sunshine. Limited Sedan and Sport Hatch models give you a power sliding and tilt glass sunroof.



### ▲ On a roll.

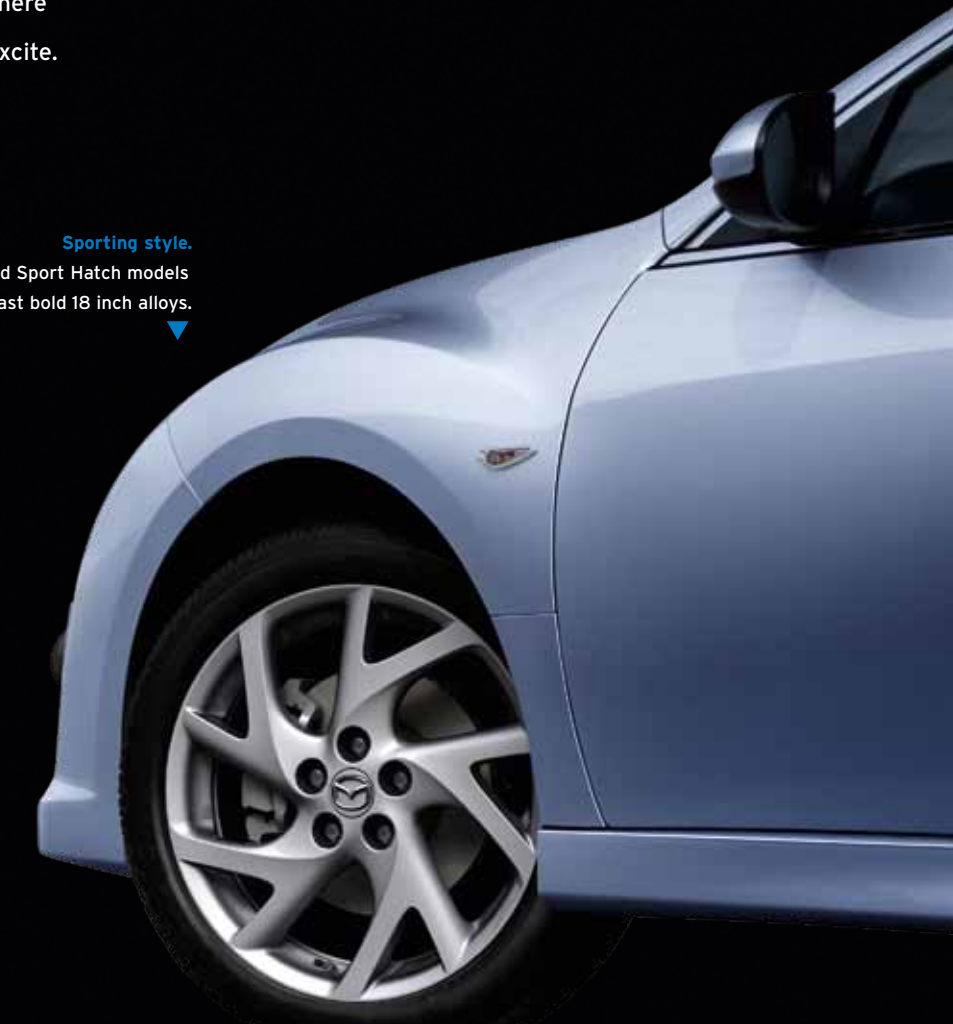
GLX models wear 16 inch wheels with sporty wheel covers. All models come with high performance tyres for superior handling and safety.



### ▲ Dynamic design.

Attractive multi-spoke 17 inch alloy wheels feature on GSX Sedan, Sport Hatch and Wagon models.

▲ Sporting style.  
Limited Sedan and Sport Hatch models boast bold 18 inch alloys.





## IT LEAVES A POWERFUL IMPRESSION.

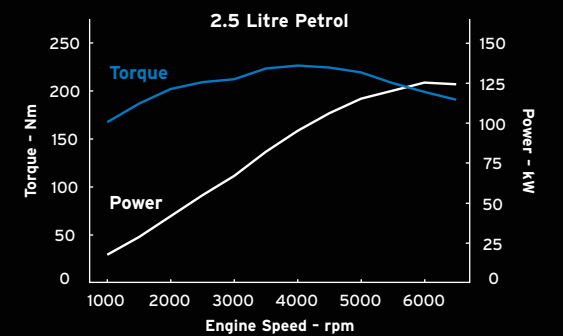
Mazda6 treats you to a highly spirited performance. So much so that you'll be left wanting more. Its economical 2.0 and 2.5 litre four-cylinder petrol engines respond to your commands with instantaneous punch. A Variable Intake System maximises torque, ensuring effortless acceleration and confident overtaking. And thanks to Sequential Valve Timing and an electronic throttle you get as much power as possible from the least amount of fuel. You'll enjoy superb refinement too, as careful vibration

reduction makes for smooth, quiet progress. Mazda6 gives you sporty options for putting the power down. You can take total control with the 6-speed manual, or opt for the 5-speed Activematic transmission and choose between clutch-less manual shifting or automatic luxury. On Limited Sedan and Sport Hatch models, Activematic includes steering-wheel mounted shift paddles, so you can get even more closely involved in the drive.



### Quick sticks.

Manual lets you snick between 6 sporty ratios. 5-speed Activematic allows manual or automatic shifting. In auto mode Active Adaptive Shift intuitively selects the right gear for the conditions and your driving style.



### Great figures.

With 125kW of smooth power and a muscular 226Nm of torque, the MZR 2.5L engine gives you clean acceleration, no matter what the speed.







Mazda6 GSX Sport Hatch

## HANDLING IS ALWAYS A HIGHLIGHT.

Go around a corner in a Mazda6 and you'll be keen to get to the next one. And the next one after that. Its quick reflexes and agility mean you'll revel in every road, while a strong sense of stability means you'll do it with confidence. This talent for sporty handling literally runs deep, to a highly rigid yet light body-shell.

It's teamed with suspension that gives you an intimate feel for the road, but still offers a smooth, unruffled ride. Electric Power Assist Steering heightens the feeling of connection with perfectly judged weight and feedback. At parking speeds it reduces steering effort and also saves fuel compared with hydraulic systems. Of course Mazda6 also gives you generous braking power. At every press of the pedal you'll feel the four large disc brakes bite with reassuring strength.



▲ **Sleek and smart.**  
Streamlined design helps create a sporty profile. What's more, it cuts aerodynamic drag to improve economy and reduce wind noise.

▲ **All about control.**  
Fully independent suspension not only offers a sports feel, but also high levels of comfort. Electric steering system helps reduce fuel consumption.



Mazda6 Limited Sport Hatch



Mazda6 GSX

## GET IN AND IT GETS YOU GOING.

Sure Mazda6 feels great on the road, but the excitement starts before the drive does. Seats hug you close yet provide great comfort. The sporty instruments grab your eye, while from GSX up there's a leather-wrapped steering wheel with switches for functions from audio to a comprehensive trip computer. Mazda6 treats you to Bluetooth®, allowing hands-free phone use and MP3 connectivity. On top of

that there's dual zone climate control air-conditioning, auto on/off headlamps, even rain-sensing wipers. The list keeps going with power windows and cruise control standard across the range. But it's not just the features you'll like. Look around the Mazda6 interior and you'll find high quality plus pleasing attention to detail.



▼ **Feeling sporty.**  
Stylish instrument cluster combines amber-red illumination with easy-to-read gauges to help set the mood.



▲ **Play it again.**  
You'll like the sound of the standard MP3 compatible single CD player with 4 speakers. GSX and above add an in-dash, 6-disc CD player with 6 speaker sound.

## LET THE LUXURY TAKE YOU AWAY.

As if the sports performance of Mazda6 wasn't enough, it also rewards you with fantastic comfort. With Limited models, both steering wheel and gear shifter are wrapped in supple leather, while the arresting look of blackout effect sports instruments is another treat for the senses. You'll be perfectly supported by power-adjustable front seats with 3-position memory for the driver. Even your feet can enjoy the special treatment, with sporty aluminium pedals and footrest in Limited Sedan and Sport Hatch models. And if you still want more, there are features from superb Bose® audio to a power-sliding glass sunroof also on offer. It seems whatever you're after, Mazda6 has it.



### ▲ Moving performance.

Enjoy the stirring sound of 240 watt 8-speaker Bose® audio on Limited models.

### ◀ First class seating.

Limited Sedan and Limited Sport Hatch models features rich black leather\* seat trim.

\*Leather interior includes some Maztek material on selected high impact surfaces.



### ◀ Keep talking.

With Bluetooth® you can communicate hands-free, ensuring the safety of you and those around you.



▲ **A place for everything.**  
Maps, water, whatever - Mazda6 stores all your gear within easy reach.



◀ **Living room.**  
Open the wagon's tailgate and you've got 519 litres of space under a clever 'Karakuri' tonneau cover.

▶ **Open all areas.**  
Both sedan and hatch offer generous load space with easy accessibility.

## *JUST FULL OF POSSIBILITIES.*

You can never have too much living room. Good thing then, that the spacious Mazda6 cabin welcomes five adults with ease. And they can bring along whatever they like, as storage for all their bits and pieces is

right at hand. Carrying luggage is also a breeze, every model offers a large luggage opening to make loading and unloading easier. Sport Hatch and wagon feature the clever 'Karakuri' system, this lets rear seatbacks fold forward in a single movement to create a large, flat load area. In another accommodating touch, the wagon integrates a tonneau cover that automatically moves with the tailgate, protecting cargo from sunlight and onlookers. No matter how full your life gets, Mazda6 really opens up the possibilities.



▲ **Highly flexible.**  
Moving something? 60:40 split-fold rear seats make way for long or bulky items.

Before activation. After activation.



## THERE'S EVERY REASON TO FEEL CONFIDENT.

Great handling and agility mean you're well placed to avoid potential trouble. Still, you'll be reassured to know that Mazda6 carries the best in safety. Every model is equipped with six SRS airbags, comprising front, side and curtain airbags. Front seatbelts have pretensioners and load-limiters. For improved safety in all conditions, every model features Dynamic Stability Control (DSC) incorporating traction control. There's also ABS backing up the powerful brakes, plus Electronic Brake-force Distribution that optimises braking force according to vehicle load. Additionally, Emergency Brake Assist recognises emergency braking and applies extra stopping power just when it's needed. To help reduce driver leg injuries there are collapsible brake and clutch pedals that

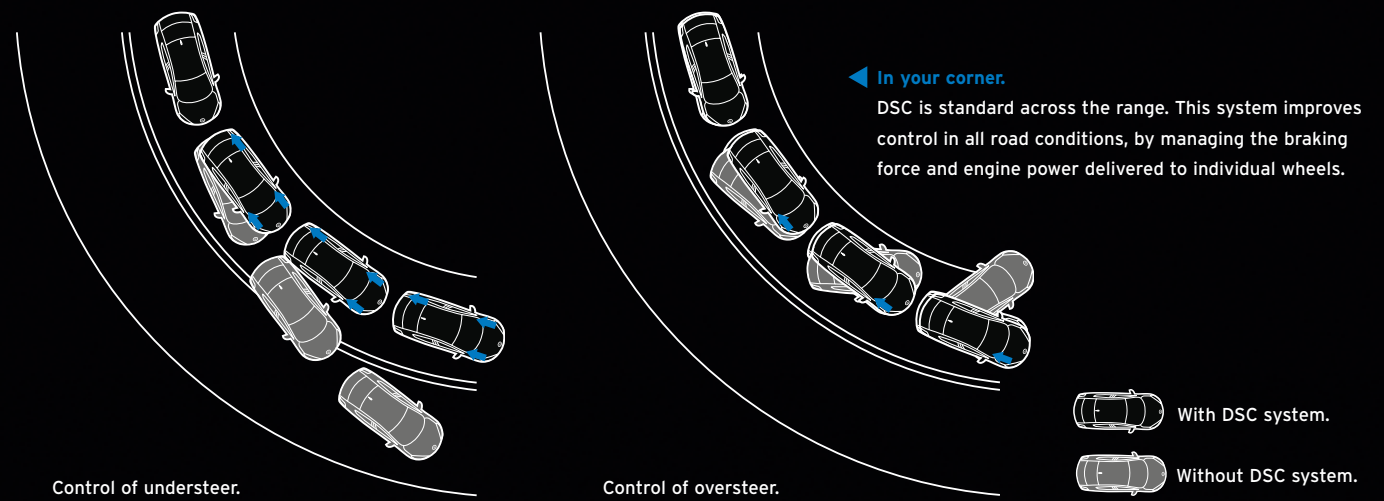
▶ **Right behind you.**  
Active front head restraints deploy in rear impacts. By moving forward to support the neck, they guard against excessive movement and load.

resist rearward movement in an accident. On models equipped with the 6-speed manual transmission, Hill Launch Assist adds to your confidence, by holding the car to ensure predicatable, smooth hill starts. And security is well taken care of, with remote control central locking, a 'double lock' door dead lock system and an engine immobiliser. Naturally, this impressive technology deserves high quality care. And that's why every Mazda6 comes with mazdacare as

▶ **Solid protection.**  
An extremely strong body shell integrates Mazda Advanced Impact Distribution and Absorption System (MAIDAS). This uses a 'Triple H' construction with front and rear crumple zones to absorb and redirect impact energy away from the passenger cell.



standard. You and your car are taken care of with a Mazda Genuine Factory Warranty and Mazda On Call Roadside Assistance for a 3 year, unlimited kilometre period. And best of all, mazdacare gives you Genuine Scheduled Servicing for 3 years, or 100,000km (whichever occurs first), at no extra cost. This gives you access to a comprehensive service program where factory-trained technicians equipped with one of the world's most advanced computer diagnostic systems ensure your Mazda6 continues to perform in A1 condition. Plus you'll be protecting your investment in a vehicle that already has outstanding resale value. For more information on mazdacare, see the owner documents or go to [mazda.co.nz](http://mazda.co.nz)





Mazda6 GSX Wagon



Interior

GLX and GSX



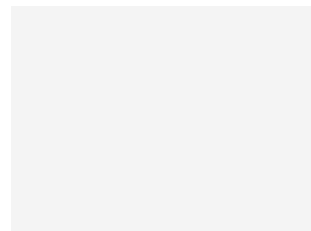
Black Cloth

Limited



Black Leather\*2

Exterior



Crystal White Pearl  
Mica



Sunlight Silver  
Metallic



Clear Water Blue  
Metallic




Velocity Red  
Mica



Copper Red  
Mica




Graphite  
Mica



Brilliant Black  
Mica



Stormy Blue  
Mica



Black  
Mica

\*1 Fuel consumption figures are based on ADR 81/02 test results. They are useful in comparing the fuel consumption of different vehicles. They may not be the fuel consumption achieved in practice. This will depend on traffic and road conditions and how the vehicle is driven. \*2 Leather interior includes some Maztex material on selected high impact surfaces. \*3 Measured with rear seats folded down and up to roof. All care is taken to ensure the accuracy of this brochure at the time of publication. Specifications, features and model availability may vary from Dealer to Dealer and may change without notice. Please refer to [mazda.co.nz](http://mazda.co.nz) or consult your Mazda Dealer prior to placing an order to ascertain current information on model availability, specifications, options, features and prices. Mazda Motors of New Zealand Limited will not be liable for any loss arising from the information in this brochure, whether in negligence or otherwise. Mazda Motors of New Zealand Limited, PO Box 132 057, Sylvia Park, Auckland 1644. Mazda6 is covered by a 3 year unlimited kilometre warranty and Mazda On Call Roadside Assistance together with 3 year or 100,000kms (whichever occurs first) of Genuine Scheduled Servicing. Please refer to your Dealer. Due to the nature of the printing process, colours may vary from those shown in this brochure. Ask your Dealer to show you a product sample. Please check the compatibility of your Bluetooth® device (particularly your mobile phone) with the specific Mazda vehicle you intend to purchase as not all devices will operate correctly. Visit [mazdahandsfree.com.au](http://mazdahandsfree.com.au) or consult your Mazda Dealer for further information. Trademarks and trade names are those of their respective owners. Published March 2010. MZ4900511



## MAZDA6 AT A GLANCE.



### GLX (Sedan and Wagon)

Sophisticated looks, a quality interior and impressive features are just the start. A smooth 2.0L S-VT engine and sports handling gets you where you need to be.

- 2.0 litre in-line 4-cylinder 16 valve DOHC S-VT
- 108kW @ 6,500rpm
- 184Nm @ 4,000rpm
- 5-speed Activematic (auto)
- 16 inch steel wheels
- Aero bumpers (front and rear)
- Headlamps (Halogen)
- Air-conditioning
- Cruise control
- Power windows and mirrors
- Seat trim: cloth
- Tilt and telescopic adjustable steering wheel
- Wipers (front) 2-speed with variable intermittent and vehicle speed sensing function
- Auxiliary input (3.5mm MP3 player compatible)
- AM/FM tuner with CD player, single disc (MP3/WMA compatible) and 4 speakers
- Active head restraints (front)
- Airbags SRS: front, side and curtain
- Anti-lock Braking System (ABS)
- Dynamic Stability Control (DSC)
- Electronic Brake-force Distribution (EBD)
- Emergency Brake Assist (EBA)
- Traction Control System (TCS)
- Bluetooth® (hands-free compatible)
- Rear spoiler (wagon)



### GSX (Sedan, Sport Hatch & Wagon)

GSX takes the dynamic appeal of Mazda6 and turns it up a notch. From its added features like auto headlamps and rain-sensing wipers to attractive 17 inch alloys. GSX gives you that edge you need.

GSX features additional to the GLX include:

- 2.5 litre in-line 4 cylinder 16 valve, DOHC S-VT
- 125kW @ 6,000rpm
- 226Nm @ 4,000rpm
- 5-speed Activematic (auto)
- 17 inch alloy wheels
- Fog-lamps (front)
- Rear spoiler (wagon)
- Air-conditioning (dual-zone climate control)
- Cargo area tonneau cover with 'Karakuri' up and down function (wagon)
- Headlamps auto on/off function
- Leather-wrapped steering wheel
- Seats (front) with: lumbar adjustment (driver)
- Trip computer (current and average fuel consumption, distance to empty, average vehicle speed and speed alert)
- Wipers (front) 2-speed with rain-sensing function
- AM/FM tuner with CD player, in-dash 6-disc (MP3/WMA compatible) and 6 speakers
- Bluetooth® audio
- Steering-wheel-mounted audio controls



### Limited (Sedan and Sport Hatch)

Combine indulgent levels of creature comfort with a spirited drive and you have Mazda6 Limited. Leather trim, blackout instrumentation, 18 inch alloys and more make it a treat for the senses.

Limited features additional to the GSX include:

- 6-speed manual (Sport Hatch)
- 5-speed Activematic (Sedan and Sport Hatch)
- 18 inch alloy wheels
- Rear spoiler
- Seat Trim: Leather\*2
- Seats (front) with: 3-position memory function (driver), 4-way power adjustment (passenger) and 8-way power adjustment (driver)
- Power-sliding glass sunroof
- Blackout instrument cluster
- Leather-wrapped gear shift knob
- Paddle shift gear control (Activematic only)
- Rear-view mirror with auto dimming function
- Premium Bose® 240-watt amplifier and 8 speakers
- Aluminium pedals and footrest

## SPECIFICATIONS.

	GLX	GSX	Limited
<b>Bodystyles</b>			
Sedan	✓	✓	✓
Hatch	-	✓	✓
Wagon	✓	✓	-
<b>Powertrain</b>			
Engine type	2.0 litre in-line 4 cylinder 16 valve DOHC S-VT	2.5 litre in-line 4 cylinder 16 valve DOHC S-VT	2.5 litre in-line 4 cylinder 16 valve DOHC S-VT
Engine capacity	1,998 cc	2,488 cc	2,488 cc
Bore and stroke	87.5 mm x 83.1 mm	89.0 mm x 100.0 mm	89.0 mm x 100.0 mm
Compression ratio	10.0:1	9.7 : 1	9.7 : 1
Maximum power	108 kW @ 6,500 rpm	125 kW @ 6,000 rpm	125 kW @ 6,000 rpm
Maximum torque	184 Nm @ 4,000rpm	226 Nm @ 4,000 rpm	226 Nm @ 4,000 rpm
Throttle control	Electronic (drive-by-wire)	Electronic (drive-by-wire)	Electronic (drive-by-wire)
Fuel system	Electronic port fuel injection	Electronic port fuel injection	Electronic port fuel injection
Fuel tank capacity	64 litres	64 litres	64 litres
Recommended fuel	Regular unleaded (91RON)	Regular unleaded (91RON)	Regular unleaded (91RON)
Fuel consumption*1	man (combined) auto (combined)	- 8.2 litres per 100km	- 8.7 litres per 100kmm
Emissions standard	Euro stage IV	Euro stage IV	Euro stage IV
Manual transmission	-	-	6-speed
Activematic (auto) transmission	5-speed	5-speed	5-speed
Gear ratio	1st - man/auto 2nd 3rd 4th 5th 6th reverse final drive	- / 3.620 - / 1.925 - / 1.285 - / 0.933 - / 0.692 - / - - / 3.405 - / 3.863	- / 3.620 - / 1.925 - / 1.285 - / 0.933 - / 0.692 - / - - / 3.405 - / 3.863
			3.454 / 3.620 1.842 / 1.925 1.310 / 1.285 0.970 / 0.933 0.795 / 0.692 0.680 / - 3.198 / 3.405 4.388 / 3.863

For further information visit [mazda.co.nz](http://mazda.co.nz) or Free Phone 0800 800 626.

		GLX	GSX	Limited
<b>Chassis</b>				
Brake type	front	Ventilated disc	Ventilated disc	Ventilated disc
	rear	Solid disc	Solid disc	Solid disc
Brake diameter	front	299 mm	299 mm	299 mm
	rear	280 mm	280 mm	280 mm
Steering type		Electric power assist steering	Electric power assist steering	Electric power assist steering
Suspension	front	Double wishbone	Double wishbone	Double wishbone
	rear	Multi-link	Multi-link	Multi-link
Turning circle	kerb to kerb	11.0 m	11.0 m	11.0 m
Tyre size		205/60R16 92V	215/50R17 91W	225/45R18 91W
Wheel size		16 x 6.0 J	17 x 7.0 J	18 x 7.5 J
Wheel type		Steel	Alloy	Alloy
Wheel type (spare)		Full size	Full size	Full size
<b>Exterior</b>				
Aerial printed into rear glass		✓	✓	✓
Body kit comprising:	aero bumper (front)	✓	✓	✓
	aero bumper (rear)	✓	✓	✓
	integrated side skirts	✓	✓	✓
	rear spoiler	wagon	wagon	✓
	sports grille	-	-	✓
Exhaust extensions (chrome)		✓	✓	✓
Fog-lamps (front)		-	✓	✓
Front and rear bumpers (body coloured)		✓	✓	✓
Green tinted windscreen, side and rear windows		✓	✓	✓
Headlamps (Halogen)		✓	✓	✓
Metallic/Mica paint		✓	✓	✓
Power mirrors (body coloured)		✓	✓	✓
Power-sliding and tilt glass sun-roof		-	-	✓
Power windows		✓	✓	✓
Roof rack mounting points		sedan	sedan & hatch	✓
Roof rails		wagon	wagon	-
Tail-lamps (LED)		-	-	✓

		GLX	GSX	Limited
<b>Interior</b>				
12 volt power outlet		✓	✓	✓
Air-conditioning		✓	-	-
Air-conditioning (dual-zone climate control)		-	✓	✓
Aluminium pedals and footrest		-	-	✓
Ambient temperature display		✓	✓	✓
Blackout instrument cluster		-	-	✓
Bluetooth® (hands-free compatible)		✓	✓	✓
Cargo area parcel shelf cover		-	hatch	hatch
Cargo area tie-down hooks		wagon	hatch & wagon	hatch
Cargo area tonneau cover with 'Karakuri' up and down function		wagon	wagon	-
Cargo net		wagon	wagon	-
Centre armrest console		✓	-	-
Centre armrest console (sliding)		-	✓	✓
Critical function warning lights/chimes		✓	✓	✓
Cruise control		✓	✓	✓
Cupholders		✓	✓	✓
Digital clock		✓	✓	✓
Door courtesy lamps (front)		✓	✓	✓
Door map pockets (front)		✓	✓	✓
Driver's left footrest		✓	✓	✓
Glasses storage compartment		✓	✓	✓
Glove box (lockable and illuminated)		✓	✓	✓
Headlamps auto on/off function		-	✓	✓
Illuminated entry system with delayed fade		✓	✓	✓
Instrument panel light dimmer		✓	✓	✓
Interior illumination:	cargo room lamp	✓	✓	✓
	ignition key surround	✓	✓	✓
	map reading spot lamps	✓	✓	✓
	power window switch (driver)	✓	✓	✓
Interior release for fuel filler door		✓	✓	✓
Leather-wrapped:	gear shift knob	-	-	✓
	steering wheel	-	✓	✓
Lights-left-on audible warning		✓	✓	✓
Low fuel warning light		✓	✓	✓
Paddle shift gear control		-	-	auto only
Passenger assist grips (front and rear)		✓	✓	✓

	GLX	GSX	Limited
<b>Interior (continued)</b>			
Rear-view mirror with auto dimming function	-	-	✓
Seat trim:	✓	✓	-
cloth	-	-	✓
leather*2	-	-	✓
Seats (front) with:			
3-position memory function (driver)	-	-	✓
4-way power adjustment (passenger)	-	-	✓
8-way power adjustment (driver)	-	-	✓
adjustable head restraints	✓	✓	✓
height adjustment (driver)	✓	✓	✓
lumbar adjustment (driver)	-	✓	✓
rake and slide adjustment	✓	✓	✓
seat back pocket (passenger)	✓	✓	✓
Seats (rear) with:			
60/40 split fold backrest	✓	sedan	sedan
60/40 split fold backrest (flat fold)	wagon	hatch & wagon	hatch
adjustable head restraints	✓	✓	✓
centre fold down armrest	-	✓	✓
Tachometer and electronic odometer/tripmeter	✓	✓	✓
Tilt and telescopic adjustable steering wheel	✓	✓	✓
Trip computer (current and average fuel consumption, distance to empty, average vehicle speed and speed alert)	-	✓	✓
Vanity mirrors (front)	✓	-	-
Vanity mirrors (front) with illumination	-	✓	✓
Ventilation pollen filter	✓	✓	✓
Window demister (rear)	✓	✓	✓
Wipers (front) 2-speed with rain-sensing function	-	✓	✓
Wipers (front) 2-speed with variable intermittent and vehicle speed sensing function	✓	-	-
Wiper (rear) with intermittent function	wagon	hatch & wagon	hatch
<b>Audio</b>			
AM/FM tuner	✓	✓	✓
Auxiliary input (3.5mm MP3 player compatible)	✓	✓	✓
Bluetooth® audio	-	✓	✓
CD player, single disc (MP3/WMA compatible)	✓	-	-
CD player, in-dash 6-disc (MP3/WMA compatible)	-	✓	✓
Premium Bose® 240 watt amplifier and speakers	-	-	✓
Speakers, number of	4	6	8
Steering-wheel-mounted audio controls	-	✓	✓

For further information visit [mazda.co.nz](http://mazda.co.nz) or Free Phone 0800 800 626.

	GLX	GSX	Limited
<b>Safety</b>			
Active head restraints (front)	✓	✓	✓
Airbags SRS:	✓	✓	✓
front (driver and passenger)	✓	✓	✓
side (front)	✓	✓	✓
curtain (front and rear)	✓	✓	✓
Anti-lock Braking System (ABS)	✓	✓	✓
Child restraint anchor points	✓	✓	✓
Childproof rear door locks	✓	✓	✓
Day/night rear vision mirror	✓	✓	✓
'Double lock' door deadlock function	✓	✓	✓
Dynamic Stability Control (DSC)	✓	✓	✓
Electronic Brake-force Distribution (EBD)	✓	✓	✓
Emergency Brake Assist (EBA)	✓	✓	✓
Engine immobiliser	✓	✓	✓
High mount stop lamp	✓	✓	✓
Hill launch assist	-	-	manual only
Intrusion-minimising brake pedal	✓	✓	✓
Intrusion-minimising clutch pedal	-	-	manual only
Left-hand-side convex (wide angle) exterior mirror	✓	✓	✓
One touch (up and down) power window (driver)	✓	✓	✓
Remote central locking (2 transmitters with retractable key)	✓	✓	✓
Seat-belt warning audible and visual (front and rear)	✓	✓	✓
Seat-belts (front) with pretensioners, load-limiters and height adjustable shoulder anchorages	✓	✓	✓
Seat-belts 3-point lap-sash (all seats)	✓	✓	✓
Side impact door beams	✓	✓	✓
Traction Control System (TCS)	✓	✓	✓
'Triple H' safety construction with front and rear crumple zones	✓	✓	✓
<b>Dimensions</b>			
	<b>Sedan</b>	<b>Hatch</b>	<b>Wagon</b>
Ground clearance laden	122 mm	122 mm	122 mm
Overall height	1,440 mm	1,440 mm	1,490 mm
Overall length	4,735 mm	4,735 mm	4,765 mm
Overall width	1,795 mm	1,795 mm	1,795 mm
Track			
front	1,570 - 1,550 mm	1,570 - 1,550 mm	1,570 - 1,570 mm
rear	1,570 - 1,550 mm	1,570 - 1,550 mm	1,570 - 1,550 mm
Wheelbase	2,725 mm	2,725 mm	2,725 mm
Cargo room			
volume (VDA)	519 litres	510 litres	519 litres
volume (VDA)*3	-	1,702 litres	1,751 litres
Kerb weight			
man	-	1,455 kg - 1,502 kg	-
auto	1,433 kg - 1,485 kg	1,474 kg - 1,521 kg	1,478 kg - 1,525 kg
Towing capacity			
braked	1,500 kg	1,500 kg	1,500 kg
unbraked	550 kg	550 kg	550 kg



All care is taken to ensure the accuracy of this brochure at the time of publication. Any accessories shown throughout the brochure are for illustration purposes only and do not come standard with the vehicle's purchase. Specifications, features and model availability may change without notice. Please refer to [mazda.co.nz](http://mazda.co.nz) or consult your Mazda Dealer prior to placing an order to ascertain current information on model availability, specifications, options, features and prices. Mazda Motors of New Zealand Limited will not be liable for any loss arising from the information in this brochure whether in negligence or otherwise. Please check the compatibility of your Bluetooth® device (particularly your mobile phone) with the specific Mazda vehicle you intend to purchase as not all devices will operate correctly. Visit [mazdahandsfree.com.au](http://mazdahandsfree.com.au) or consult your Mazda Dealer for further information. Mazda Motors of New Zealand Limited, PO Box 132 057, Sylvia Park, Auckland 1644. Due to the nature of the printing process colours may vary from those shown in this brochure. Ask your dealer to show you a product sample. Published March 2010. MZ4900510