

MAZDA CX-30



EXQUISITE STYLING

As a real-life expression of creativity, the Mazda CX-30 inspires to be bold and different. Motivated by Mazda's Evolved Kodo Design language, the CX-30's sleek and sensuous curves, ideal design proportions and full attention to intricate details arouse an innate calmness and stimulates an instinctive attraction to beauty. The sense of vitality created by using light as art is the pinnacle of Mazda design.





“Our designers, modelers, and suppliers came together to think through every way in which the structure could be manipulated to create a deeper, more metallic look while still delivering optimal performance—even going so far as to revisit the absolute basics of plating.” - Hiroaki Yokoi, Exterior Design





A CUT ABOVE THE REST

Radiating a level of sophistication beyond its class, the Mazda CX-30 is meticulously designed to offer an interior space ideal for four adults. By providing you a comfortable and pleasant ride on even the longest drives, the Mazda CX-30 redefines driving refinement as both driver and passenger relax in the comfort of a truly sublime ride.





12-Speaker BOSE® Premium Sound System



MAZDA HARMONIC ACOUSTICS

THE NEW STANDARD OF IN-CAR AUDIO

By repositioning the main speakers under the cowl, Mazda engineers were able to design a new 8-speaker audio system that delivers increased dynamic bass, superior clarity, and depth. A sound so rich, it is a match for those in even the most expensive cars





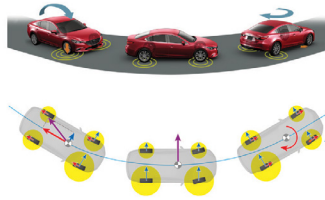
THE ESSENCE OF INTUITIVE DRIVING

The Jinba Ittai spirit is alive in the Mazda CX-30. With its refined driving feel, you realize a safe, stress-free, and comfortable experience every time you are behind the wheel. Skyactiv-Vehicle Architecture is the new Mazda-unique vehicle structure technology that makes all this possible achieving a sense of balance and effortless driving harmony.

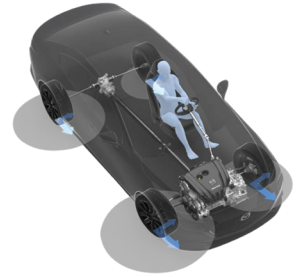




**2.0L SKYACTIV-G
WITH SKYACTIV DRIVE
6-SPEED AUTOMATIC
TRANSMISSION**
154 PS
200 Nm



**G-VECTORING CONTROL
PLUS**
Works in conjunction with
i-Activ AWD to ensure
smooth transitions on varying
driving conditions.



EVOLVED I-ACTIV AWD
Evolved i-Activ AWD monitors
driving conditions 200 times
per second to deliver stable
driving for all road surfaces.
Together with GVC Plus,
smoother cornering is realized.
And with less friction in the
new system, fuel economy
is near the performance of a
front-wheel drive



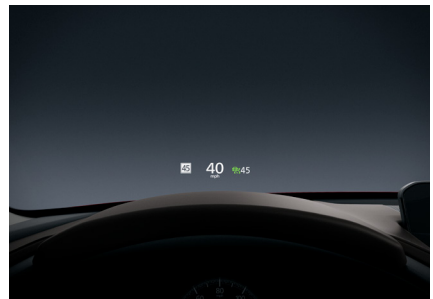


JOY WITH PEACE OF MIND

By taking a human-centric approach to vehicle design and safety, we are able to consistently provide a safe and stress-free driving environment so that you can experience Effortless Joyful Driving. Mazda i-Activsense is a suite of technologies that helps prevent accidents and make sure the vehicle is fully prepared in case they do happen.

i-Activsense technologies on the Mazda CX-30:

- Smart Brake Support
- 360° View Monitor
- Front and Rear Cross Traffic Alert
- Adaptive Front Lighting System
- High Beam Control
- Mazda Radar Cruise Control
- Cruising & Traffic Support
- Driver Monitoring System



BE BOLD, BE UNAPOLOGETICALLY YOU

The Mazda CX-30 transcends the bounds of utilitarianism to project your persona to the world—your choices in life, your presence, your soul.*

8-inch Mazda Connect
Smartphone Mirroring
12-Speaker BOSE® Premium Sound System
18-inch Wheels
Power Liftgate

*Specifications per variant may vary. Ask your Mazda Sales Consultant for more details.





5 YEARS FREE SERVICE PLAN

Worry-free ownership is the hallmark of the Mazda driving experience. We believe that ease of ownership is key to a long and lasting relationship with your Mazda.

That is why every brand-new Mazda vehicle includes FREE parts and labor for every scheduled Preventive Maintenance Service for five years, or up to 100,000km odometer distance, whichever comes first. If you happen to need assistance, you may avail of emergency towing and minor roadside repair support*, which comes with your brand-new Mazda. These unique benefits further enhance your Mazda's three-year, or 100,000km, New Vehicle Limited Warranty, Bumper-to-Bumper coverage.**

With over 19 full-service dealerships across the country ready to attend to your vehicle's needs, you can celebrate the joy and freedom of driving that only a Mazda can deliver.

Owning a Mazda is more than just driving with confidence and reassurance. A hassle-free ownership experience is the fulfillment of Mazda's promise to be your reliable partner in life's amazing journeys.



#1 in 2016 and 2019 according to the J.D. Power Philippines Customer Service Index (CSI) StudySM

For J.D. Power 2019 award information, visit jdpower.com/awards

*subject to third-party charges

** For the full list of the warranty coverage, please see your Mazda Service Warranty Booklet.

SPECIFICATIONS

MAZDA CX-30	SIGNATURE AWD	SPORT AWD	SPORT FWD	PRO FWD
Engine	SKYACTIV-G 2.0L	SKYACTIV-G 2.0L	SKYACTIV-G 2.0L	SKYACTIV-G 2.0L
Transmission	SKYACTIV-DRIVE 6-SPEED with Sport Mode	SKYACTIV-DRIVE 6-SPEED with Sport Mode	SKYACTIV-DRIVE 6-SPEED with Sport Mode	SKYACTIV-DRIVE 6-SPEED with Sport Mode
G-Vectoring Control Plus	Equipped	Equipped	Equipped	Equipped
Drive Train	I-ACTIV ALL-WHEEL DRIVE	I-ACTIV ALL-WHEEL DRIVE	FRONT-WHEEL DRIVE	FRONT-WHEEL DRIVE

DIMENSIONS AND WEIGHTS

Overall Length	4,395mm	4,395mm	4,395mm	4,395mm
Overall Width	1,795mm	1,795mm	1,795mm	1,795mm
Overall Height	1,540mm	1,540mm	1,540mm	1,540mm
Tread				
Front	1,565mm	1,565mm	1,565mm	1,565mm
Rear	1,565mm	1,565mm	1,565mm	1,565mm
Wheelbase	2,655mm	2,655mm	2,655mm	2,655mm
Ground Clearance (Unladen)	180mm	180mm	180mm	180mm
Minimum Turning Radius	5.3m	5.3m	5.3m	5.3m
Minimum Curb Weight	1,479kg	1,479kg	1,380kg	1,380kg

ENGINE

Type	In-line, 4-Cylinder DOHC, 16-Valves	In-line, 4-Cylinder DOHC, 16-Valves	In-line, 4-Cylinder DOHC, 16-Valves	In-line, 4-Cylinder DOHC, 16-Valves
Displacement	1,998 cc	1,998 cc	1,998 cc	1,998 cc
Compression Ratio	13:1	13:1	13:1	13:1
Fuel System	Direct Injection	Direct Injection	Direct Injection	Direct Injection
Recommended Fuel	91 RON Gasoline	91 RON Gasoline	91 RON Gasoline	91 RON Gasoline
Maximum Output (PS/rpm)	154 @ 6,000	154 @ 6,000	154 @ 6,000	154 @ 6,000
Maximum Torque (Nm/rpm)	200 @ 4,000	200 @ 4,000	200 @ 4,000	200 @ 4,000
Fuel Tank Capacity	51 liters	51 liters	48 liters	48 liters

STEERING

Type	Rack and Pinion	Rack and Pinion	Rack and Pinion	Rack and Pinion
Power Steering Type	Electric Power-Assisted Steering	Electric Power-Assisted Steering	Electric Power-Assisted Steering	Electric Power-Assisted Steering
Steering Wheel Controls				
Material	Leather Wrapped	Leather Wrapped	Leather Wrapped	Urethane
Control Switch	Audio & Bluetooth	Audio & Bluetooth	Audio & Bluetooth	Audio & Bluetooth
Paddle Shifters	Equipped	Equipped	Equipped	-
Tilt & Telescopic	Equipped	Equipped	Equipped	Equipped

SUSPENSION

Type				
Front	MacPherson Strut	MacPherson Strut	MacPherson Strut	MacPherson Strut
Rear	Torsion Beam	Torsion Beam	Torsion Beam	Torsion Beam

BRAKES


Type				
Front	Ventilated Discs	Ventilated Discs	Ventilated Discs	Ventilated Discs
Rear	Solid Discs	Solid Discs	Solid Discs	Solid Discs
Parking Brake	Electric Parking Brake with Auto Brake Hold	Electric Parking Brake with Auto Brake Hold	Electric Parking Brake with Auto Brake Hold	Electric Parking Brake with Auto Brake Hold

EXTERIOR


Headlamps	Adaptive Front-Lighting System	Adaptive Front-Lighting System	Adaptive Front-Lighting System	LED
Wheels	18" Alloy Wheels	18" Alloy Wheels	18" Alloy Wheels	16" Alloy Wheels
Tires	215/55 R18	215/55 R18	215/55 R18	215/65 R16
Wipers	Rain Sensing Wipers	Rain Sensing Wipers	Rain Sensing Wipers	Rain Sensing Wipers
Side Mirrors	Equipped with Power Adjust and Power Fold	Equipped with Power Adjust and Power Fold	Equipped with Power Adjust and Power Fold	Equipped with Power Adjust and Power Fold
Exhaust Tail Pipe	Dual Type	Dual Type	Dual Type	Dual Type
Power Liftgate	Equipped	Equipped	-	-

MAZDA CX-30	SIGNATURE AWD	SPORT AWD	SPORT FWD	PRO FWD
INTERIOR				
Seat & Trim Upholstery Material Color Front	Leather White / Black	Leather Black	Leather Black	Fabric Black
	10-Way Power Adjust 6-Way Manual Adjust	10-Way Power Adjust 6-Way Manual Adjust	8-Way Manual Adjust 6-Way Manual Adjust	6-Way Manual Adjust 4-Way Manual Adjust
Rear	60:40 Split fold-down with Center Armrest	60:40 Split fold-down with Center Armrest	60:40 Split fold-down with Center Armrest	60:40 Split fold-down
Shift Knob	Leather Wrapped	Leather Wrapped	Leather Wrapped	Urethane
Audio System Type	Mazda Connect With 8.8" LCD Monitor	Mazda Connect With 8.8" LCD Monitor	Mazda Connect With 8.8" LCD Monitor	Mazda Connect With 8.8" LCD Monitor
Phone Connectivity	2-USB, Bluetooth, & Smartphone Mirroring	2-USB, Bluetooth, & Smartphone Mirroring	2-USB, Bluetooth, & Smartphone Mirroring	2-USB, Bluetooth, & Smartphone Mirroring
Speakers	12-Speaker BOSE® Sound System	12-Speaker BOSE® Sound System	8-Pc Speaker Mazda Harmonic Acoustics	8-Pc Speaker Mazda Harmonic Acoustics
Active-Driving Display HUD	Front Windshield Projected	Front Windshield Projected	-	-
Meter Set	7" LCD Display	7" LCD Display	7" LCD Display	7" LCD Display
Bluetooth® Hands-Free System	Equipped	Equipped	Equipped	Equipped
Climate Control Front	Dual-Zone Automatic Climate Control	Dual-Zone Automatic Climate Control	Dual-Zone Automatic Climate Control	Single-Zone Manual
Rear	Rear Ventilation Louvres	Rear Ventilation Louvres	Rear Ventilation Louvres	-
Rear View Mirror	Auto-Dimming	Auto-Dimming	Auto-Dimming	Manual
Power Windows	Equipped with One Touch Up/Down (All Sides)	Equipped with One Touch Up/Down (All Sides)	Equipped with One Touch Up/Down (All Sides)	Equipped with One Touch Up/Down (All Sides)
SAFETY & SECURITY				
Airbag	7 Airbags: Front Airbags for Driver and Passenger, Side Airbags for Driver & Passenger, Curtain, & Driver Knee	7 Airbags: Front Airbags for Driver and Passenger, Side Airbags for Driver & Passenger, Curtain, & Driver Knee	7 Airbags: Front Airbags for Driver and Passenger, Side Airbags for Driver & Passenger, Curtain, & Driver Knee	7 Airbags: Front Airbags for Driver and Passenger, Side Airbags for Driver & Passenger, Curtain, & Driver Knee
Anti-Lock Braking System	Equipped With EBD (Electronic Brakeforce Distribution)	Equipped With EBD (Electronic Brakeforce Distribution)	Equipped With EBD (Electronic Brakeforce Distribution)	Equipped With EBD (Electronic Brakeforce Distribution)
Dynamic Stability Control (DSC)	Equipped with Off-Road Traction Assist	Equipped with Off-Road Traction Assist	Equipped	Equipped
Smart Keyless Entry System	Equipped	Equipped	Equipped	-
Child Lock Protection	Equipped	Equipped	Equipped	Equipped
Parking Sensors	Front & Rear	Front & Rear	-	-
Rear-View Camera	360° View Camera	360° View Camera	Rearview Camera	Rearview Camera
I-ACTIVSENSE (ACTIVE SAFETY)				
Cruise Control	Radar Cruise Control	Radar Cruise Control	Standard Cruise Control	-
Smart Brake Support	Equipped	Equipped	-	-
Front-Cross Traffic Alert	Equipped	Equipped	-	-
Driver Monitoring System	Equipped	Equipped	-	-
Lane Departure Warning	Equipped with Lane Keep Assist	Equipped with Lane Keep Assist	-	-
Blind-Spot Monitoring	With Rear-Cross Traffic Alert	With Rear-Cross Traffic Alert	-	-
SPECIAL FEATURES				
i-STOP Idling Stop System	Equipped	Equipped	Equipped	Equipped

AVAILABLE COLORS



Deep Crystal Blue



Jet Black




Machine Gray



Polymetal Gray



Snowflake White Pearl



Soul Red Crystal

Mazda Philippines reserves the right to change or modify equipment specifications at any time without prior notice. Details, colors, specifications are for information only.

© Mazda Motor Corporation