

*All-new* MITSUBISHI  
**MONTERO SPORT**



---

*Engineered Excitement*





## FUTURISTIC

The all-new Montero Sport features the new Dynamic Shield Concept fascia that evolved from the traditional protective design of Mitsubishi Sport Utility Vehicles fused with the performance-oriented and functional look Mitsubishi motor vehicles have been known for. Its premium yet dynamic presence clearly distinguishes itself as a cut above its class. This design suggests power, performance and protection.

It is a symbol of the future that creates a striking first impression that lasts.

## ILLUMINATE THE WAY

Up front, more efficient and longer-lasting LED bulbs in the headlamps (GT, GLS 4WD, GLS Premium) shine brighter and whiter giving you better visibility in the path ahead of you while Daytime Running Lights (DRL) present a more advanced-looking design (GLS 2WD DRL is integrated in the fog lamps). At the rear, long and flowing tube-type LED tail lamps leave a distinctive impression. Both increase visibility for both the driver and the surrounding traffic whether in daytime or at night.



## AGGRESSIVE STYLING



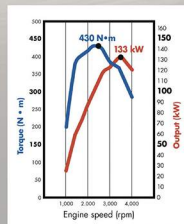
The sharp lines and dynamic composition of the all-new Montero Sport evoke a sense of aggressiveness. The belt-line that sweeps up gently to the rear creates a dynamic image of the vehicle travelling at speed. The blistered front fenders and quarter panels accentuate the all-new Montero Sport's energetic and protective appearance. This styling promotes smooth airflow separation, producing a 13% reduction in the drag coefficient, thus achieving better aerodynamic performance.



## A POWERFUL HEART BEATS WITHIN

**4-cylinder, DOHC, 16 valves 2.4L Clean Diesel engine with Mitsubishi Innovative Valve timing Electronic Control (MIVEC) system**

Compared to traditional diesel engines, the new 4N15 engine boasts of a low compression ratio, thus reducing fuel consumption, smoke and nitrous oxide emissions as well as maximizing the output of the Variable Geometry Turbo (VGT). It also uses an aluminum cylinder block, making it significantly lighter. As a result, the power and torque output of the all-new Clean Diesel engine with MIVEC is rated at 181 Ps/3,500 rpm and 430 N-m/2,500 rpm.



## THE NEW FACE OF DIESEL TECHNOLOGY

The all-new Clean Diesel engine with MIVEC is an evolutionary design that boasts the perfect combination of optimum power, high fuel efficiency and low emissions.

MIVEC is an exclusive technology that varies the timing and lift stroke of the intake valves for optimal performance across the rev ranges. The engine generates gutsy torque at low engine speeds while delivering excellent response and smooth acceleration all the way into the high-speed range.



## CLEANER, MORE POWERFUL AND MORE EFFICIENT




The all-new first in its class 8-Speed Automatic Transmission with Sports Mode is designed to maximize fuel efficiency and engine power. Sports Mode lets driving enthusiasts let loose, allowing the driver to use the exciting combination of manual override and racing-inspired magnesium alloy paddle shifters.

## Variable Geometry Turbo Technology




### Variable Geometry Turbo

The new 4N15 Clean Diesel engine is fitted with the Variable Geometry Turbo (VGT) which reduces lag time and increase overall efficiency across the entire rev range.



### Low to Mid Engine RPM:

During low to mid engine RPM ranges, the exhaust gas volume is sparse. The movable vanes of the VGT "close" to create a narrow passageway causing the exhaust gas to accelerate and spin the turbine blades faster. In a non-VGT type, the low volume of exhaust gases moving in a "wide" passageway will result in slow air velocity and slower turbine spin thus turbo lag will be experienced.



### High Engine RPM:

During high engine RPM, the exhaust gas volume is dense. The movable vanes of the VGT open up to create a wider passageway to cut down exhaust backpressure resulting to higher turbine speed and boost level.

Leather contoured seats with multi-layer cushioning

## STYLE, CONVENIENCE & COMFORT

Every part of the interior of the all-new Montero Sport was crafted with your utmost comfort in mind.

With its host of features, you'll know that you're basking in luxury.



Elegant high center console design (A/T variants only)



Multimedia Entertainment System and Dual Zone Automatic Climate Control System (A/T variants only)

6.75-inch Capacitive Discharge Touchscreen, Tuner, DVD and MP3 player, Auxiliary and USB ports, iPod compatibility, Bluetooth Connectivity and smart phone mirror link feature  
-GPS Navigation

Instrument Meter Cluster with Multi-information Display



Average Fuel Consumption, Periodic Maintenance Service (PMS) reminder, Drive Range, Rheostat and EcoMeter

## Added Comfort



Power Tilt and Slide Sunroof (GT)



Electronic Parking Brake (A/T variants only)



Keyless Operation System (KOS) with Engine Start/Stop Button



8-Way Power Adjustable Driver's Seat (GLS 4WD, GLS Premium; driver and front passenger for GT)



## ALWAYS STAY IN CONTROL (4WD variants)

The all-new Montero Sport delivers superior off-road performance thanks to the Super Select 4WD-II with Off-road Mode. The system offers the advantage of four (4) drive settings and four (4) different terrain controls. A center differential lock control distributes the front and rear tires for superior handling while the shift-on-the-fly system lets drivers react immediately to any condition without stopping (except when shifting to 4LLc).

### 2H (2WD High Range)

Rear-wheel drive is for the everyday city commute.

### 4H (4WD High Range)

For the occasional highway cruise and when the roads get slippery, switch to 4H mode for added traction. The front/rear torque split of 40:60 gives you greater control.

### 4HLc (4WD High Range with Locked Center Differential)

Keeping you on track even in rugged conditions, the 4HLc mode distributes power equally to all four wheels for off-road excitement with a steady sense of control.

### 4LLc (4WD Low Range with Locked Center Differential)

Switch to 4LLc when you need power in the roughest of terrains.

## Off-road Mode Selector Settings (GT)

The all-new Montero Sport is equipped with an off-road mode selector where the different modes optimize the engine power, transmission and brake-force for each situation to maximize off-road performance. Superior handling is achieved with easy operation in a broad range of surfaces from simple unpaved roads to minimum-traction rock crawls.



### Gravel - 4HLc and 4LLc

Allows just the right amount of wheel slip to balance acceleration and stability over unpaved surfaces like small stones and dirt.

### Mud - 4HLc and 4LLc

Provides optimum stability to avoid getting stuck. When the vehicle is moving, a little slip is permitted and reduces the intervention of the Mitsubishi Active Stability and Traction Control (MASTC). If the system senses that the vehicle is about to get stuck in mud while moving, it reduces engine control to improve its ability to extract itself.

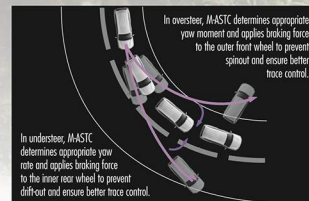
### Sand - 4HLc and 4LLc

Controls wheel slip when accelerating from a standstill to avoid getting stuck and utilizes the limited-slip differential effect to improve its ability to extract itself. When the vehicle is moving, it uses the Mitsubishi Active Stability and Traction Control so you don't get the feeling of losing speed.

### Rocky - 4LLc only

Reduces drive loss by reducing wheel slip and utilizing its limited-slip differential to improve power and stability at low speeds when one or more tires are not touching the ground or when climbing steep hills.

## Mitsubishi Active Stability & Traction Control (MASTC) (GT, GLS 4WD, GLS Premium)



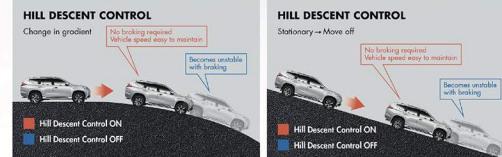
Utilizing a comprehensive network of intelligent sensors to monitor each wheel, engine speed, acceleration, steering and vehicle attitude. In terms of yaw, MASTC precisely manages engine output, power distribution and braking force to deliver improved vehicle control, traction and tracing in all driving conditions. With a complete awareness of vehicle orientation and driver intention.

## High Wading Depth



The all-new Montero Sport is not one to back away from challenges presented by rivers or extremely flooded streets with its 700 mm wading depth.

## Hill Descent Control (HDC) (GT)



HDC operates over a range of 2 km/h to 20 km/h and vehicle speed can be adjusted using the brakes and accelerator. The system does all the hard work while the driver guides the vehicle.

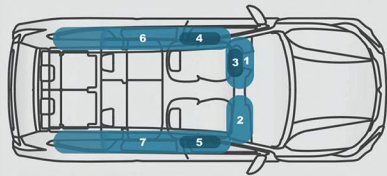
## Hill Start Assist (HSA) (GT, GLS 4WD, GLS Premium)



The HSA prevents the vehicle from rolling backwards and makes hill starts easier by holding the braking force as the driver moves his foot to the accelerator. This system also functions when reversing up a steep road.



## SAFETY ABOVE ALL ELSE



7 SRS Airbags (GT, GLS 4WD)

All the power coursing through the all-new Montero Sport is tempered by advanced safety features that wrap you in a cocoon of safety. Drive confidently knowing that features such as its 7 SRS Airbags, Forward Collision Mitigation (FCM) system, Blind Spot Warning (BSW) system, Hill Descent Control (HDC), Hill Start Assist (HSA), the Mitsubishi Active Stability and Traction Control (MASTC), Anti-lock Braking System (ABS) with Electronic Brake-force Distribution (EBD) and Reinforced Impact Safety Evolution (RISE) body are there to protect you.

## Forward Collision Mitigation (FCM) System (GT)



The FCM system is a radar-based automatic emergency braking system. When there is a risk of collision, the system issues a visual and audible warning to alert the driver of the threat.

The brakes are pre-filled, boosting braking pressure should the driver respond to the warning and apply the brakes.

**DANGER OF COLLISION:**  
Audible alert and brake assist



1st stage

**COLLISION IMMINENT:**  
Audible alert and light automatic braking



2nd stage

**DANGER OF COLLISION VERY HIGH:**  
Audible alert and emergency automatic braking



3rd stage

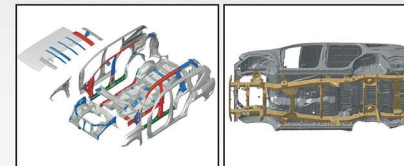
## Blind Spot Warning (BSW) System (GT)



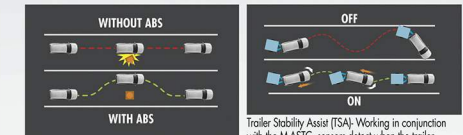
The BSW uses ultrasonic sensors to detect vehicles near the side and rear quarters of the all-new Montero Sport.

## RISE (Reinforced Impact Safety Evolution) Body Construction

In case of accidents, your first line of defense is the RISE body – a highly specialized steel skeleton that's perfectly designed to channel impact energy away from the occupants and minimize cabin deformation.



## Other Features



Anti-lock Braking System (ABS) with Electronic Brake-force Distribution (EBD)

Trailer Stability Assist (TSA) - Working in conjunction with the MASTC, sensors detect when the trailer sways side to side. Braking is applied until both vehicle and trailer are stable. (GT, GLS 4WD, GLS Premium)

## VEHICLE SPECIFICATIONS

GENERAL SPECIFICATIONS		GT 4WD 8 A/T	GLS 4WD 6 M/T	GLS Premium 2WD 8 A/T	GLS 2WD 8 A/T
Overall Length	mm		4,785		
Overall Width	mm		1,815		
Overall Height	mm		1,805 (with Roof Rails)		
Wheelbase	mm		2,900		
Lead Front/Rear	mm		1,520 / 1,515		
Minimum Ground Clearance	mm		218		
Gross Weight	Kg	2,030	2,005	1,935	
Seating Capacity	persons		7		
Fuel Tank Capacity	l		68		
<b>PERFORMANCE</b>					
Turning Radius	m		5.6		
Maximum Speed	km/h		180		
Maximum Uphill Climbing Ability	degree		45		
Wading Depth	mm		700		
Approach Angle	degree		30		
Ramp Break-Over Angle	degree		23		
Departure Angle	degree		24		
<b>ENGINE</b>					
Type and Model	4 cylinders, 16 valves, DOHC 2.4L Clean Diesel engine with VGT and Mitsubishi Innovative Valve timing Electronic Control (MIVEC) system (M15)				
Displacement	cc	2,442			
Bore x Stroke	mm	86 x 105.1			
Compression Ratio		13.5:1			
Maximum Power	P/kW	181 / 3,300			
Maximum Torque	Nm/rpm	430 / 3,500			
Fuel System	Electronic Common Rail Direct Injection				
<b>TRANSMISSION</b>					
Model	8-speed Automatic with Sports Mode		6-speed Manual		8-speed Automatic with Sports Mode
Drivetrain	Super Select 4WD-II		2WD (Rear Axle)		
Off-Road Mode Selector	Equipped		Not Equipped		
Rear Differential Lock Switch	Equipped		Not Equipped		
Magnesium Alloy Paddle Shifters	Equipped		N/A		
Shift and Key Lock System	Equipped		Equipped		
Gear Ratio	1st	4.845	4.280	4.845	
	2nd	2.840	2.298	2.840	
	3rd	1.863	1.437	1.863	
	4th	1.436	1.000	1.436	
	5th	1.216	0.776	1.216	
	6th	1.000	0.651	1.000	
	7th	0.815		0.815	
	8th	0.672		0.672	
	Reverse	3.865	3.692	3.865	
	Final Gear Ratio		1.000		N/A
Transfer Gear Ratio		3.692			
	low	7.365			
<b>SUSPENSION</b>					
Front	Double Wishbone with Coil Spring and Stabilizer Bar				
Rear	3-link with Coil Spring and Stabilizer Bar				
<b>BRAKES</b>					
Front	17-inch Ventilated Disc				
Rear	13-inch Drum-in-Disc				
Parking Brake Switch	Electronic	Lever	Electronic		

## VEHICLE COLORS



Savanna White



Sterling Silver Metallic



Virgil Gray



Deep Bronze Metallic



Sedona Red



Mystic Blue



Fyrenese Black

TIRES AND WHEELS		GT 4WD A/T	GLS 4WD M/T	GLS Premium 2WD A/T	GLS 2WD A/T
Tires			265 / 60 R18 110H		
Wheels		18inch x 7.5J			
Spoke		Two-Tone Alloy		18inch x 7.5J Alloy	
<b>STEERING</b>					
Gear Type			Rack and Pinion		
Power Steering			Equipped		
Audio Controls			Equipped		
Cruise Controls			Equipped		
Multi-Information Display Control			Equipped		
Tilt Adjustment			Equipped		
Telescopic Adjustment			Equipped		
<b>MULTIMEDIA SYSTEM</b>					
Stereo Type	2-Din Single In-Dash 6.75-inch Capacitive Discharge Touchscreen Display with Smart Phone Mirror Link Feature / Lane / DID / HPS / APRCA / WMA player / Auxiliary and USB ports / iPod compatibility / Bluetooth connectivity				
GPS Navigation			Equipped (Dealer Option)		
Speakers			6 (including 2 tweeters)		
Antenna			Glass-Prind		Roof-Mounted
<b>SAFETY</b>					
Front SRS Airbags	Driver	Equipped	Equipped		
	Passenger	Equipped	Equipped		
Side Airbags			Equipped		Not Equipped
Curtain Airbags			Equipped		Not Equipped
Driver's Knee Airbags			Equipped x 2		Not Equipped
Seatbelts	Front Row	3 pt. EB with Double Pretensioner & Adjustable Anchor	3 pt. EB with Double Pretensioner & Adjustable Anchor	3 pt. EB with Pretensioner & Adjustable Anchor	
	2nd Row	3 pt. EB x 3	3 pt. EB x 3		
	3rd Row	3 pt. EB x 2			
Mitsubishi Active Stability and Traction Control (MASC)			Equipped		Not Equipped
Hill Start Assist (HSA)			Equipped		Not Equipped
Hill Descent Control (HDC)			Equipped		Not Equipped
Traction Stability Assist (TSA)			Equipped		Not Equipped
Anti-Lock Braking System (ABS)			Equipped with Electronic Brake-Force Distribution (EBD)		Not Equipped
Brake Assist			Equipped		Not Equipped
Brake Override System			Equipped		Not Equipped
Tire Pressure Monitoring System (TPMS)			Equipped (Dealer Option)		
ISOFIX			Equipped x 2		
Forward Collision Mitigation (FCM) system			Equipped		Not Equipped
Blind Spot Warning (BSW) system			Equipped		Not Equipped
Reverse Sensor			Equipped (4-way)		
Reverse Camera			Equipped (Dealer Option)		
<b>INTERIOR</b>					
Seat Material			Black Leather		Black Fabric
Instrument Meter Cluster			White-It High Contrast Display		
Multi-Information Display 1	Equipped (Average Fuel Consumption, Drive Range, PWS reminder, Odometer, Rheostat and EcoMeter)				

- Color, photos and specifications may vary from actual unit.  
- Specifications may change without prior notice.

**On Quality:**  
We seek excellence in our products and services and recognize that customer satisfaction is the essence of our mission.

Like us on facebook



Mitsubishi Motors Philippines Corporation



Visit our website: [www.mitsubishi-motors.com.ph](http://www.mitsubishi-motors.com.ph)