

# PALISADE

2023



# Because of you.

At Hyundai, we believe that only with you in mind will we be able to provide progress, innovation, sustainability and mobility that evolves the driving experience.

We prioritise research and development in connected and clean mobility solutions, continuing to push boundaries and challenge conventional thinking to bring you a connected experience and a sustainable vision for the future.

We are inspired to build platforms and technology that provide you with more ways to enjoy quality time with our vehicles. To live a comfortable and connected life where you enjoy the journey, not just the destination.

We do all of this because of you.



# The room to move you.

The 2023 PALISADE features standard 7-passenger premium seating space in an elegantly modern and intuitive interior that thinks about everyone in every row. With incredible convenience technologies at hand and a wealth of Hyundai SmartSense™ safety innovations, the 2023 PALISADE is truly a remarkable SUV that is perfect for family life.

# Command the road in comfort.

No detail has been overlooked. Everything in the cabin is crafted with fine materials and designed for maximum comfort. A wealth of impressive features wraps you in ultimate luxury no matter where you're seated. Sink into the bolstered front seats that feature available Nappa leather with premium quilted details, and enjoy customised comfort with the available 8-way power driver's seat and ergo-motion support.



**Configurable cargo space**  
Second and third rows can be folded down to offer 2,447 litres of cargo capacity.



**Apple CarPlay™ / Android Auto™**  
Access your smartphone apps and take calls seamlessly.



**Rear door sunshade**  
Shield yourself from the sun or give yourself maximum privacy instantly.

# Thoughtful features throughout the cabin.

The PALISADE does an exceptional job of accommodating everyone's needs, starting with seven standard USB outlets dispersed throughout the cabin.



2nd and 3rd row folded    3rd row folded and 2nd row folded 60%    3rd row folded and 2nd row folded 40%    3rd row folded    7 seats

7-passenger model shown.

**Cargo versatility.**  
The cabin space can be easily configured in various ways to tackle the demands of the moment. Enjoy up to 2,447 L total cargo capacity with all rear seats folded down.



**Available second-row captain's chairs**  
Available second-row captain's chairs further the luxury experience and feature ventilated seats.



**Standard rear air vents**  
Innovative rear air vents keep air flowing and allow rear passengers to select between a focused, partially diffused and fully diffused stream of air.



**Available dual-zone automatic climate control**  
Thanks to the available dual-zone automatic climate control with rear HVAC controls, both the driver and front passenger, as well as the second-row passengers, can select their desired temperatures.



**Available in-vehicle intercom system**  
Easily communicate with those in the third row with an available in-vehicle intercom system.



**Standard rear-seat Quiet Mode**  
Keep things extra quiet for sleeping children by setting the audio system to Quiet Mode to mute the rear speakers.

# Technology surrounds you.

The standard 12.3" touch-screen display offers a built-in navigation system and an available surround view monitor that displays a 360-degree view of the PALISADE for added guidance when parking in tight spaces. Available technologies like the 12.3" full digital instrument cluster and windshield-projected head-up display offer various information displays to command the road with confidence.



Smart power liftgate



12.3" full digital instrument cluster with Blind View Monitor



Head-up display



Surround view monitor



Heated steering wheel



8-speed automatic transmission



Infinity speaker system



Wireless smartphone charging



Driver and passenger lumbar support

# Hyundai SmartSense™

Road-trip with confidence and peace of mind with the extensive list of Hyundai SmartSense™ safety technologies offered with the PALISADE.



## Reverse Guiding Lamps

When reversing, “guiding lights” are projected onto the road behind the car to show the driver’s intention to reverse, preventing accidents involving nearby vehicles or pedestrians.



## Rear Occupant Alert with Ultrasonic Sensors

As you turn your engine off, a visual warning reminds you to check the rear seats before exiting. Ultrasonic sensors monitor the backseat area to minimise the risk of a child or pet left inside a parked and locked car.



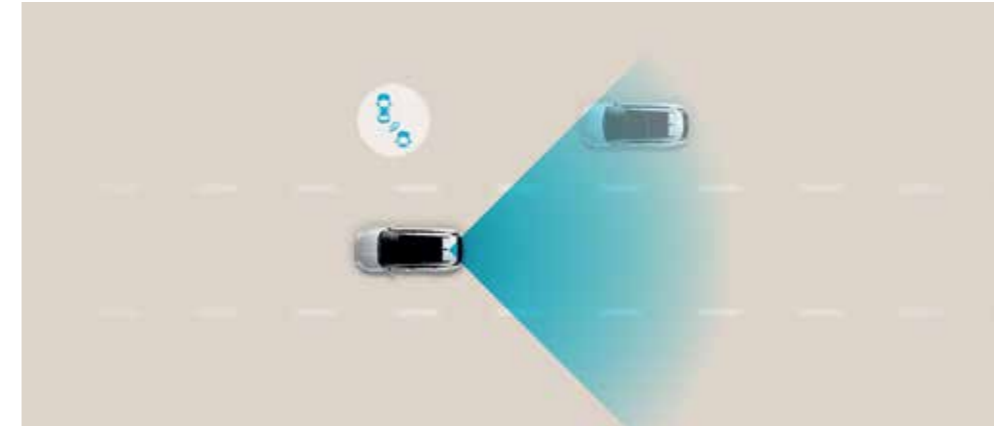
## Safe Exit Assist

Rear radars detect and warn you if a vehicle is approaching your parked car until it is safe to open the door. If necessary, it will override the Electronic Child Safety Lock.




## Driver Attention Warning

The system monitors your driving patterns like steering angle, torque, and vehicle position in traffic as you drive, so that it can detect fatigue or inattention and suggest taking breaks.



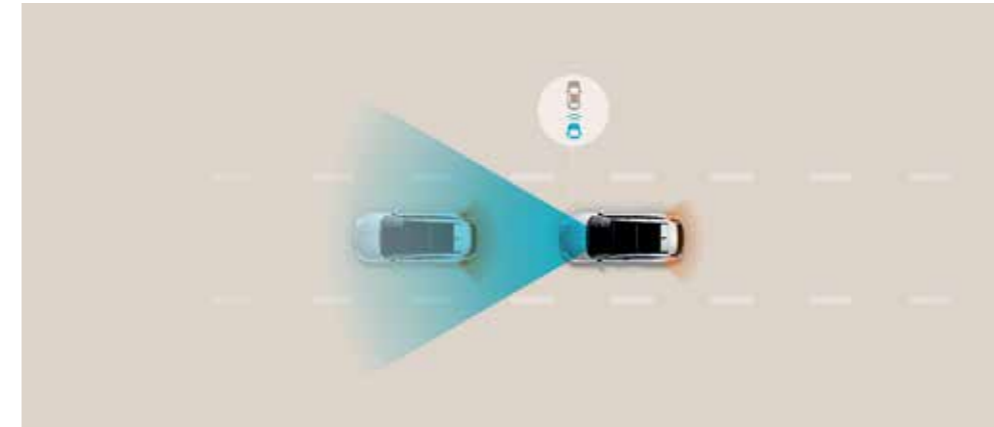
## Blind-Spot Collision Warning

Radar sensors in the rear bumper detect approaching cars in your blind spot and alert you when turn signals are on.



## Lane Following Assist and Lane Keeping Assist

If your Palisade drifts out of the lane without signalling, audio and visual warnings will be provided. If necessary, the system will gently center you in the lane.



## Forward Collision-Avoidance Assist with Pedestrian Detection

If there is danger of collision with a car or pedestrian, an early warning is given. If the risk of collision increases, emergency braking is automatically applied.



## Rear Cross-Traffic Collision-Avoidance Assist

While reversing, a warning is alerted if there is a risk of collision with an oncoming vehicle on the left or right side. After the warning, if the risk of collision increases, it automatically assists with emergency braking.

# Explore with confidence.

The 3.5L Atkinson GDI V6 engine with 277 horsepower and 336 Nm of torque provides an abundance of power and responsiveness. Shift-by-wire technology means you can effortlessly change gears at the press of a button with the smooth-shifting 8-speed automatic transmission.



## Standard Drive Mode

With Drive Mode Select, choose the driving mode that suits your preferred driving style. Use the dial to switch between different modes, which will adjust the engine, transmission and steering control settings.



### COMFORT mode

Balanced and stable control, great for everyday driving.



### ECO mode

Eco mode is dedicated to fuel conservation, maintaining fuel efficiency by sending power mainly to the front wheels.



### SPORT mode

Sport mode adjusts the throttle and steering response for greater agility and a more responsive drive.



### SMART mode

Smart mode automatically adjusts between all available modes based on driver input to optimise your drive.

# Take on every day in style.

No matter the busy day ahead, the versatile PALISADE will get you through it all with elevated style. A dominant wide cascading grille and calligraphy-exclusive 20" alloy wheels emphasise the strength and luxurious quality that lies within. The signature composition of the LED daytime running lights and vertically stacked headlights makes a striking statement and leaves a lasting impression.



Calligraphy-exclusive 20" alloy wheels




LED headlights with a Calligraphy-exclusive front fascia



LED tail lights

## Exterior colours



## Specifications

Type	3.5 Lambda II MPI Gasoline Engine	
Engine Type	V type 6-cylinders	
Displacement (cc)	3,470	
Transmission	8-speed auto	
Max. Power (kW(hp) / rpm)	204 (277) / 6,300	
Max. Torque (Nm / rpm)	336 / 5,000	
<b>Brakes</b>		
Front	Ventilated Disc	
Rear		
<b>Suspension</b>		
Front	MacPherson Strut Type	
Rear	Multi-Link Type	
<b>Tyre</b>		
	20" (245 / 50 R20)	
<b>Vehicle Efficiency &amp; VES banding</b>		
Fuel Consumption (L / 100km)	10.5	
Fuel Tank Capacity (L)	71	
VES Banding	C2	
<b>Dimensions</b>		
Head Room (mm)	1st / 2nd / 3rd Row	997 / 985 / 944
Leg Room (mm)	1st / 2nd / 3rd Row	1,052 / 1,077 / 798
Shoulder Room (mm)	1st / 2nd / 3rd Row	1,555 / 1,545 / 1,402
Cargo Capacity (L)	3rd Row up / 3rd Row down	311 - 704

- Komoco Motors Pte Ltd reserves the right to change specifications and equipment without prior notice.
- Please consult your dealer for full information and availability on colors and trims. Terms & conditions apply.

Unit : mm

### KOMOCO MOTORS PTE. LTD.

Showroom opens daily from 9am to 7pm  
253 Alexandra Road Singapore 159936  
T (65) 6475 8888 F (65) 6475 2928  
www.hyundai.com.sg

Copyright © 2022 Komoco Motors Pte Ltd. All Rights Reserved.

[f](#) HyundaiSingapore [@hyundai\\_sg](#) [@hyundaig](#)

[Hyundai Singapore Komoco Motors](#)

To find out more:



Overall width 1,975



Wheel base 2,900  
Overall length 4,995

Overall height

1,750



Wheel tread: Front 1,708  
Rear 1,716

### KOMOCO SERVICE CENTRE

Monday to Friday  
Saturday  
Sunday & Public Holidays

6473 5588

8.00am to 6.00pm  
8.00am to 5.00pm  
Closed

### KEMBANGAN SERVICE BRANCH

THOMSON SERVICE CENTRE  
Monday to Friday  
Saturday  
Sunday & Public Holidays

6440 1131

6844 8811  
8.00am to 5.00pm  
8.00am to 12.30pm  
Closed

### 24-HOUR EMERGENCY CONTACTS:

Roadside Service 9665 2653  
Recovery Service 6272 2208

