

LEXUS

IS

IS300h








Note: Vehicles pictured and specifications detailed in this catalog may vary from models and equipment available in your area. Please inquire at your local dealer for details on the availability of features.







LEXUS

INTELLIGENCE

SEVEN






CONCEPT



**Agile & provocative**

A bold evolution of Lexus's essential sports sedan, the IS embraces a passionate love of driving, crafted to fuse a captivating presence with exhilarating performance. A highly individual expression of life and style, its irresistible fun-to-drive spirit will grow on you the more you drive.



» INTELLIGENCE

The development of the IS was driven by a passion to repeatedly push the limits of exhilarating performance to express the 'agile and provocative' design concept embedded in IS DNA. A sharp focus on realizing Lexus's clear and deep driving feel that unifies driver and vehicle contributed to an intuitive sense of driving flow, rhythm and control. It produces a remarkable 'duality' in performance, at once 'serene' and effortless for relaxed city driving, and 'dynamic' and engaged for aggressive driving on winding roads.

Sparking anticipation of driving exhilaration at first sight, the wide, low silhouette of the 'agile and provocative' design is instantly recognizable as an IS. The large tires and wide arch of the fenders create a bold statement of intent in the ground-hugging profile, the deeply sculpted three-dimensional forms of the body shape an eye-catching allure. Inside the human-centered cabin, the fusion of passion and pleasure in the sporty lines, advanced interfaces and refined comfort stirs the soul.





## DESIGN



Evolving the IS's 'fun-to-drive' DNA, the provocative design signals an aggressive statement of intent. The dramatic stance and sharp sporty lines exude agility and exhilaration, embracing the spacious cabin in a bold form unprecedented in a 4-door sedan.



» INTELLIGENCE




### EXTERIOR

Low and aggressive, the dynamic form created by the front and rear flares, spindle grille architecture, and contrasting play of highlights and shadows on the sculptured panels, express the powerful attractions of Lexus sports driving.



### INTERIOR

The soul-stirring interior galvanizes the desire to drive, the sporty lines of the human-centered design fusing advanced technology and craftsmanship in the refined features and finishes, fashioning an exceptional experience for drivers and passengers alike.





PERFORMANCE



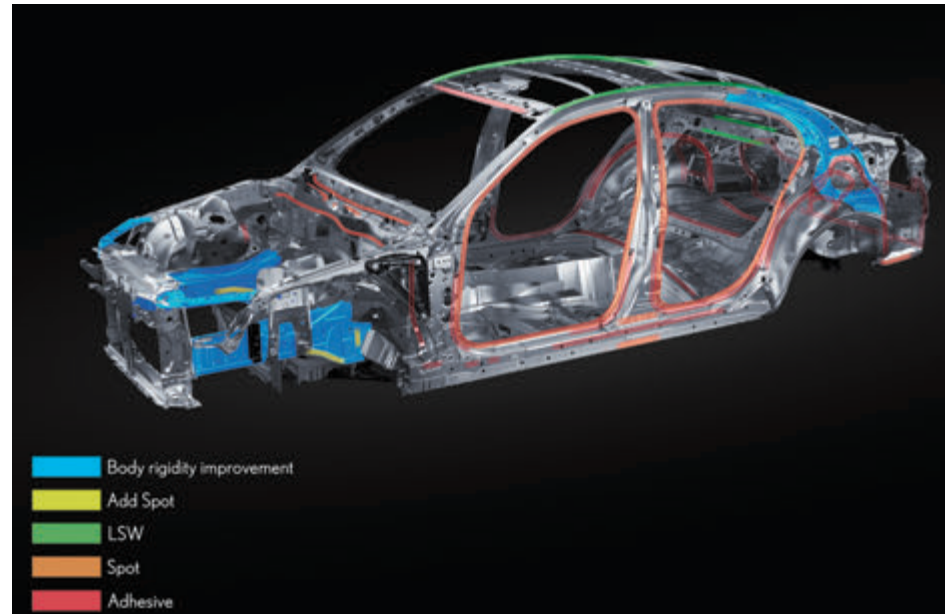
Pushing the limits of 'exhilarating performance', the duality of the IS's 'serene' and 'dynamic' characteristics shines in diverse driving environments, equally adept at relaxed cruising in the city or aggressively tackling undulating curves on a mountain road, boosting driving confidence and pleasure.



» INTELLIGENCE


How much driving exhilaration can Lexus offer? In our desire to bring higher levels of performance and sensitivity to the sports driving experience, Lexus explored qualities beyond those captured by numbers such as acceleration. For example, while driving on a winding road, a focus on creating smooth and precise response produced braking and steering that connect in a steady, seamless rhythm so the car and driver become one. Together with a swift and precise response to the driver's intent during both straight-line acceleration and subtle acceleration as the vehicle loads shift during

cornering, it produces highly responsive, exhilarating performance. To enhance comfort, Lexus examined various factors that impact driving comfort such as vibration and harshness on bumpy roads, identifying and making fine adjustments in how vibrations are transmitted, released, and suppressed, while creating a high rigidity frame. As an extra touch, Lexus tuned the engine to produce a linear shift in sound in response to pressing the accelerator, to deliver a captivating and fulfilling driving experience.



**Lightweight, high-rigidity body**

Using thicker plates to enhance chassis rigidity will naturally add weight. To find a better solution IS engineers focused on advanced welding technology, adding 55 fine-pitch spot welding points around the front side members, and adopting laser screw welding and adhesives to achieve high rigidity. They also enhanced body rigidity by stiffening the radiator support sides and rear pillar inner members, and lowered the moment of inertia by reducing the weight of the front and rear doors and trunk lid, contributing to enhanced driving performance.



**Aerodynamics**

The IS's advanced aerodynamics aim to achieve high fuel efficiency and a quiet cabin, together with sporty driving performance. Unifying the belt molding and panels on the sides of the body creates a strong turbulence rectifying effect, while fins integrated into the rocker panels help to control air flow and reduce roll. In addition, covers on the front door frames enhance aerodynamics, and aero stabilizing fins on the rear combination lamps and underbody contribute to outstanding steering stability and response.



**Chassis (Front and rear suspension/Swing valve shock absorbers)**

The double wishbone front suspension and multi-link rear suspension were optimized to deliver exhilarating driving, with the refining and tuning of individual components to provide excellent turning performance, steering response and feel, together with refined ride comfort. The adoption of swing valve shock absorbers on both the front and rear suspension dampens even minimal body movement, contributing to supple ride comfort at different speeds and in varying conditions. They provide a flat vehicle posture, excellent steering response and stability, and outstanding ride comfort.



**Chassis (Hub bolts)**


The adoption of hub bolts with a spherical seat to fasten the wheels to the hub bearings helps realize high axle rigidity while reducing unsprung weight. They contribute to clear feedback in steering feel and excellent ride comfort.

At Lexus, we see the communication between driver and car as the essence of sports driving performance. To bring driver and car ever closer together and sharpen the driver's senses, we combined advanced digital technologies including simulation technologies and the refined sensibilities of Lexus engineers on the development site, to open up new horizons in driving performance and comfort. It is no exaggeration to say finding a suitably demanding test course for a car like the IS that aims to change direction not only through steering, but also braking and acceleration, will bring a new level of performance to the IS series of tomorrow.

Our designs were put to the test on the third circuit at Toyota

Technical Center at Shimoyama, a 5.3km course with a 70m height difference modeled on the famed Nürburgring in Germany, regarded as the world's toughest racecourse. Much of the road surface is wavy, corners at different angles appear one after another, and jumps and blind corners dot the course. It is an exacting, challenging course that requires both driver and car to live up to their highest potential. Designed especially for vehicle development, the course features a service station that allows for immediate feedback from test drivers to engineers, enabling the IS to be honed to the point where it can go all-out around the course, evolving a FR sports sedan that offers an unprecedented level of communication between car and driver.





#### Lexus Hybrid Drive

The hybrid system fuses an engine integrating Dual VVT-i and D-4S with a high-output/high-torque motor and an electronic-controlled, continuously-variable transmission, providing a high-level balance of environmental friendliness and driving performance. It delivers excellent fuel efficiency and precise speed control in urban driving, and smooth, responsive performance on winding roads and when merging into expressway traffic. Optimizing drive force output and acceleration control to harness the swift response of the electric motor, further contributes to the smooth responsiveness and sporty, fun performance.\*<sup>1</sup>



\*<sup>1</sup>VVT-i: Variable Valve Timing-intelligent. D-4S: Direct injection 4 stroke gasoline engine Superior version.

Note: Vehicles pictured and specifications detailed in this catalog may vary from models and equipment available in your area. Please inquire at your local dealer for details on the availability of features.

FEATURES



The fusion of advanced technology and dedicated craftsmanship in the refined features heightens the feeling of being in sync with the car, deepening the pleasure of every journey.

4

» INTELLIGENCE





#### Bi-LED Triple 'L' Headlamps

The sweeping lines from the center of the grille through the slim compact design of 3-eye Bi-Beam LED headlamps visually emphasize the low center of gravity. The black lamp running across the top of the headlamps integrates a sharp L-shaped white DRL (Daytime Running Lamp). Below, three high and low projector beam LEDs are integrated in a compact unit that provides exceptional light distribution.

#### Bi-LED Headlamp

The black lamp running across the top of the Bi-Beam LED headlamps integrates a sharp L-shaped white DRL, the distinctive Lexus signature. Below the DRL, a compact one-lamp projector LED unit integrates both high and low beams, together with a turn signal lamp, enhancing the feeling of depth and accentuating the continuity of the lines flowing from the grille.



#### Moonroof

The moonroof lets ample light and fresh air into the cabin, expanding the feeling of space and driving enjoyment. It opens and closes, tilts up and down at the touch of a button. A low-speed motor provides quiet operation.



#### LED rear combination lamps

The Lexus signature L-shaped lightbar running across the trunk lid connects the left and right rear lamps with a single continuous line of LED lights, accentuating the wide stance and low center of gravity.

#### Exhaust pipes

The design of the exhaust pipe tips shows attention to detail to create a sporty sound. F SPORT models feature an exclusive design with a solid surface and beautiful curve. The mufflers on the hybrid model provide a quietness befitting a Lexus hybrid, with the exhaust tips providing a sporty touch.



#### Interior space

The IS's cockpit whets your appetite to drive as soon you get in, the dramatic horizontal sweep from the instrumental panel to the upper door trim conveying a feeling of sporty luxury. The excellent driving position, easy-to-operate steering wheel and pedals, and switches that fall naturally to hand contribute to highly responsive driving.

#### Optitron meters

The self-illuminating 2-eye Optitron meters provide vital driving information at a glance. The combination of plating on the outside of the meter ring and satin-look plating on the inside evokes a feeling of sporty quality, heightened by the spin finish on the dial plate.

#### Steering wheel

The steering wheel shows the smooth fusion of technology and craftsmanship that is a Lexus hallmark. The refined shape of the horn pad evokes nimble handling and dynamic sporty style, the dark metallic color of the ornamentation panel creates unity with the interior, and the accent stitching on the wheel grips highlights the quality craftsmanship.

#### EMV touch display

The 10.3-inch touch display enables simple touch operation, with a wide screen that is easy-to-read even when the menu and maps are displayed simultaneously. Ergonomics helps refine the display's position in front of the driver for easy operation, optimizing the angle and thinness of the unit to minimize intrusion into the driver's line of sight. The result is an interface that is easy to focus on and enables intuitive fingertip operation, while maintaining forward visibility and a comfortable driving position.



#### Remote Touch Interface

An interface designed for simple, smartphone-style operation lets users interact intuitively with the navigation and audio systems on the 10.3-inch EMV touch display. Integrated into the center console, it provides easy control of the systems without disturbing the driving posture and line of sight.





**Auto air conditioning**

The air conditioning system was designed to provide a comfortable 'fun-to-drive' environment in all seasons. To optimize individual comfort, temperature settings for the driver and front passenger seats can be set separately. Innovative electrostatic temperature controls in the center console enable quick and intuitive operation with the touch of a finger.



**Trunk space**

Balancing exhilarating performance with thoughtful functionality is the hallmark of Lexus. A good example is the intelligent layout of the rear suspension, which contributes to the ample capacity of the trunk.



**Lexus IS Premium Sound System**

The high-resolution Premium Sound System 10-speaker system treats occupants to an exceptional audio experience with a dynamic and airy feel. CST (Coherent Source Transducer) speakers in the instrument panel combine a tweeter and mid-range, reproducing vocals that sound like the artist is singing live in front of you.

Lexus IS Premium Sound System

**Crafted Shift Knob**

A beautifully ornamented leather shift knob, designed to fit snugly into your hand, is just another example of Lexus' dedication to the details.



SAFETY



Sophisticated active and passive safety measures designed to help reduce driver stress and fatigue contribute to greater driving confidence and peace-of-mind, and ultimately to the deepening of driving pleasure.



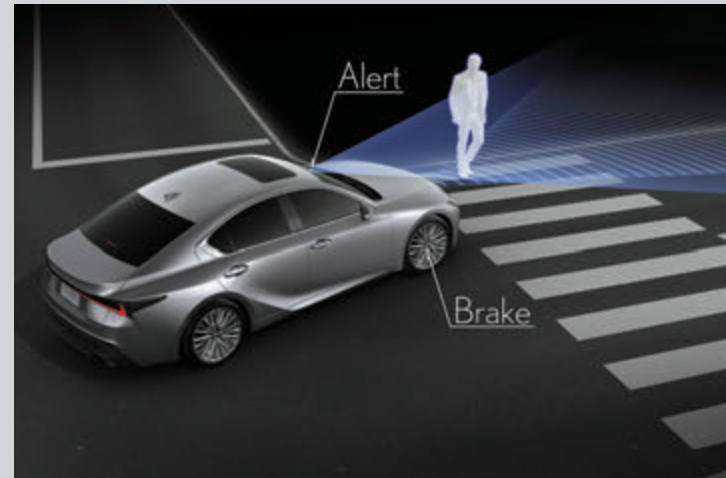
» INTELLIGENCE



## LEXUS SAFETY SYSTEM +

### Pre-Collision System

When the millimeter-wave radar and monocular camera sensors detect a collision with a vehicle ahead, a pedestrian during the day or at night, or a cyclist\*<sup>1</sup> during the day is likely, it alerts the driver and activates pre-collision brake assist when the driver depresses the brake pedal. If the driver cannot depress the brake pedal, it activates pre-collision braking. In addition, if it detects an oncoming vehicle, it decelerates and helps to mitigate effects of the collision.\*<sup>1</sup> In the same way, intersection turning assist helps the driver to detect a vehicle or pedestrian in front when turning at an intersection. If the emergency steering assist system detects a collision with a vehicle, pedestrian or bicyclist ahead is likely, there is sufficient space for the vehicle to be steered within its lane and the driver has begun an evasive steering maneuver, it assists steering to help enhance vehicle stability and prevent lane departure.\*<sup>2</sup>



### LTA (Lane Tracing Assist)

When Lane Tracing Assist with enhanced lane recognition is activated, it alerts the driver of possible lane or road deviations even when lane markings are interrupted, and helps assist steering to avoid them. In addition, while driving on highways and automobile-only roads with Dynamic Radar Cruise Control activated, it helps assist steering to keep the vehicle in the lane.

### AHB (Automatic High Beam)

AHB helps safe driving at night by instantly switching from high to low beam when the lights of an oncoming vehicle, or the tail lights of a vehicle in front, are detected.



### Dynamic Radar Cruise Control

In addition to maintaining a constant speed, Dynamic Radar Cruise Control uses the millimeter-wave radar and monocular camera sensors to detect a vehicle driving ahead and maintain an appropriate distance between vehicles.



### Blind Spot Monitor System

When the quasi-millimeter-wave radars in the rear bumper detect vehicles in adjacent lanes that aren't visible in the door mirrors, the system activates a warning indicator in the relevant door mirror the moment a vehicle enters this blind spot.



### PKSB (Parking Support Brake)

PKSB detects stationary objects such as walls in the direction of travel, as well as vehicles approaching from behind while reversing\*<sup>3</sup>, and alerts the driver on the display and with a buzzer. In addition, in the event that the system determines a collision is likely, it applies drive force and brake force control to help avoid minor collisions and mitigate damage.

### SRS airbags

The IS features dual-stage SRS airbags (Front seats), SRS knee airbags (Front seats), SRS side airbags (Front and rear seats), and SRS curtain shield airbags (Front and rear door windows).\*<sup>5</sup>



\*<sup>1</sup> Pedestrian, cyclist and oncoming vehicle detection is not available in some markets. Please inquire at your local dealer for details.

\*<sup>2</sup> Intersection turning assist and emergency steering assist system are not available in some markets. Please inquire at your local dealer for details.

\*<sup>3</sup> Detection of vehicles approaching from behind while reversing is not available in some markets. Please inquire at your local dealer for details.

\*<sup>5</sup> The SRS airbags are supplemental devices to be used with the seatbelts. The driver and all passengers in the vehicle must wear their seatbelts properly at all times. Never install a rear-facing CRS (Child Restraint System) on the front passenger's seat. For a forward-facing CRS, it is recommended you use it in the rear seats. Please do not use accessories for the seats which cover the parts where the SRS side airbags should inflate. Such accessories may prevent the SRS side airbags from activating correctly, causing serious injury (Lexus genuine seat covers are specifically designed for models equipped with the SRS side airbags. To find out about availability in your area, please inquire at your local dealer). The photo shows all the SRS airbags activated for display purposes only (the SRS side and curtain shield airbags only inflate on the side of the collision in an actual accident). For details on these and other important safety features, be sure to read the Owner's Manual carefully.

Note: The systems functions may not operate properly depending on the weather, road and vehicle conditions or other factors. Be sure to read the Owner's Manual carefully. Do not overly rely on these systems, as there is a limit to the performance they can provide. The driver is always responsible for paying attention to the vehicle's surroundings and driving safely.

Vehicles pictured and specifications detailed in this catalog may vary from models and equipment available in your area. Please inquire at your local dealer for details on the availability of features.

**F SPORT**



The IS F SPORT embeds an aggressive character and sports-honed performance evolved directly from the DNA of the LFA supercar, tuning components, colors and passions to create an exhilarating environment that will deepen your love of sports driving.



» INTELLIGENCE



Note: Vehicles pictured and specifications detailed in this catalog may vary from models and equipment available in your area. Please inquire at your local dealer for details on the availability of features.

The IS F SPORT channels a passion for sports driving exhilaration and control with exclusive track tested, factory-built refinements. Anticipation spikes with first sight of the signature L-shaped mesh pattern of the spindle grille, RC F-inspired air intakes and exclusive 19-inch wheels, and a range of sports-inspired colors. In the cabin, the bold interior color and black upper instrument panel with a single central 8-inch color TFT meter instantly boost the

excitement. Bolstered sports seats, exclusive leather steering wheel and shift knob, and aluminum pedals sharpen driver input and control. The F SPORT roars to life with the deep sound of the ASC-tuned gasoline engines, and is vividly experienced through the sports-tuned EPS and suspension with AVS to optimally control damping force.



A\_Front mesh grille / B\_Front garnish



C\_Front fender emblems / D\_Side rocker moldings / E\_Rear bumper / F\_Rear spoiler / G\_Mufflers / H\_Aluminum wheels



**Front and rear suspension**

Select refinements inject a sports-focused edge into F SPORT handling. Exclusive tuning of the rear stabilizer bar, shock absorbers and other components, together with AVS which optimally controls damping force in response to the road surface, boost sports driving confidence and pleasure.

\* ASC: Active Sound Control. EPS: Electric Power Steering. AVS: Adaptive Variable Suspension. LSD: Limited Slip Differential.

Note: Vehicles pictured and specifications detailed in this catalog may vary from models and equipment available in your area. Please inquire at your local dealer for details on the availability of features.



A\_Single dial meter / B\_Steering wheel / C\_Aluminum pedals / D\_Shift lever knob / E\_Trim / F\_Scuff plates / G\_Front seats



**F SPORT front seats**

The front sports seats are the product of an innovative 'integrated foaming' manufacturing process. They provide a blend of refined comfort with firm support and excellent holding performance for sports driving.



**F SPORT multi-information display**

When the driver activates the multi-information system, the F SPORT meter ring slides to the side to display additional information including a turbo boost meter with oil temperature and pressure gauges, and a G sensor with steering angle.

Note: The boost meter is for the IS300 only.



**F SPORT meter**

A direct evolution of the groundbreaking design and functionality of the meter in the Lexus LFA, the innovative single dial meter takes center stage with a combination of Lexus sophistication and cutting-edge precision. In addition to showing information in a clear and logical manner, the meter ring display changes to reflect the drive mode selected.


## TAKUMI



Our Takumi craftsmen strive for perfection in every aspect of their work, actively seeking enhancements by applying constant care and dedication to their craftsmanship, blending their craftsmen's skills with the power of technology to better anticipate the future. The design of the IS required innovative firsts in FR sport sedan construction, inspiring the development of two new methods, pushed-up and drawn-in construction, to enable the combination of sharp lines and complex, three-dimensional forms that couldn't be achieved using conventional press technology. These technological advances were complemented by Takumi craftsmanship, creating molds with a precision of 0.01mm or less, with rigorous on-site quality checks to eliminate any subtle misalignments of curved surface and lines.



» INTELLIGENCE



Note: Vehicles pictured and specifications detailed in this catalog may vary from models and equipment available in your area. Please inquire at your local dealer for details on the availability of features.

EXTERIOR & INTERIOR  
COLORS

*A selection of sophisticated exterior colors heightens the IS's provocative style and distinctive identity, powerful expressing the agile driving feel. It is complemented in the cabin by the two-tone color schemes that deepen the feeling of exhilaration.*



White Nova Glass Flake <083>\*1



Sonic Quartz <085>\*2



Sonic Titanium <1J7>



Sonic Chrome <1L1>



Sonic Iridium <1L2>



Graphite Black Glass Flake <223>



Red Mica Crystal Shine <3R1>\*2



Radiant Red Contrast Layering <3T5>\*1



Heat Blue Contrast Layering <8X1>\*1



Celestial Blue Glass Flake <8Y6>



18-inch aluminum wheels



19-inch aluminum wheels



19-inch aluminum wheels  
(F SPORT package)

\*1 Available on F SPORT package only.  
\*2 Not available on F SPORT package.

Note: Vehicles pictured and specifications detailed in this catalog may vary from models and equipment available in your area. Please inquire at your local dealer for details on the availability of features.

<SMOOTH LEATHER>



Ocher



Dark Rose



Black

<LEXUS NULUXE>



Ocher



Dark Rose



Black

<SMOOTH LEATHER (F SPORT PACKAGE)>



Flare Red



White



Black


<SMOOTH LEATHER>



Ocher



Dark Rose



Black

<LEXUS NULUXE>



Ocher



Dark Rose




Black


<SMOOTH LEATHER (F SPORT PACKAGE)>



Flare Red



White



Black

<TRIM>



Black Geometry Film



Black Metallic

<COLORS/SEATING MATERIALS>

SEATING MATERIAL	INTERIOR COLORS				
	Ocher	Dark Rose	Black	White	Flare Red
Smooth Leather	●	●	●	-	-
Lexus Nuluxe	●	●	●	-	-
Smooth Leather (F SPORT package)	-	-	●	●	●

●: Available combination.

\* Available on F SPORT package only.

Note: Vehicles pictured and specifications detailed in this catalog may vary from models and equipment available in your area. Please inquire at your local dealer for details on the availability of features.

**SPECIFICATIONS**

ENGINE	IS 300h	IS 300h F Sport
Engine Type	In-line 4	
Drive	Rear-Wheel Drive	
Transmission Type	E-CVT	
Bore x Stroke	90.0 x 98.0	
Displacement	2,494cc	
Compression Ratio	13.0:1	
Max. Output (Combined)	219 bhp / 6,000 rpm	
Max Torque	221 Nm / 4,200 - 5,200 rpm	
Max. Speed	200km/h	
Acceleration (0-100km/h)	8.5 sec	
Fuel Consumption	5.4L/100km^ [18.5 km/L]	
Carbon Emissions	122g/km^	
VES Banding	A2	

**IS 300h MOTOR AND BATTERY**

Motor Type	Permanent Magnet Motor
Max. Output	105kW
Max Torque	300Nm
Battery Type	Nickel Metal Hydride
Number of Battery Cells	192

**CHASSIS**

Brake (Front)	Ventilated Disc
Brake (Rear)	Ventilated Disc
Suspension (Front)	Double Wishbone
Suspension (Rear)	Multi-Link
Steering System	Electronic Power Steering

**Measurements**

Length	4,710mm
Width	1,840mm
Height	1,435mm
Wheelbase	2,800mm
Tread (Front)	1,580mm
Tread (Rear)	1,605mm
Min. Turning Radius (Tyre)	5.2m
Coefficient of Drag	0.29
Kerb Weight (kg)	1,700 - 1,735 kg
Gross Vehicle Weight (kg)	2,140 kg
Boot Capacity	450L
Fuel Tank Capacity	66L


**FEATURES**

	IS300h EXECUTIVE	IS 300h LUXURY	IS 300h F SPORT
<b>ULTIMATE COMFORT</b>			
Electrically Adjustable Steering Wheel	●	●	●
Auto Retractable Wing Mirrors with Memory	-	●	●
Electrochromic (EC) Inside Rear View Mirror	●	●	●
Seat Air Ventilation - Cooler + Heater (Driver and Front Passenger)	-	●	●
Original Factory Fitted Leather Upholstery	Lexus NuLuxe	Smooth Leather	F-Sport Smooth Leather
8-Way Power Adjustable Front Seats	D + P	D + P	D + P
Memory Seat (Driver)	-	●	●
Dual-Zone Independent Climate Control	●	●	●
Paddle Shifters	●	●	●
Moonroof	-	-	●
<b>INTUITIVE TECHNOLOGY</b>			
Smart Keyless Go	●	●	●
Daytime Running Lamps (LED)	●	●	●
Bi-LED Headlamps	●	●	-
Bi-LED Triple 'L' Headlamps	-	-	●
LED Tail Lamps	●	●	●
Auto-Leveling	●	●	●
Headlamp Cleaner	●	●	●
Auto Rain Sensor	●	●	●
Drive Mode Select (Eco/Normal/Sport/Sport+)	4 (EV)	4 (EV)	5 (EV)
10.3" Lexus Integrated Display Touch Screen with Navigation	●	●	●
Lexus Remote Touch Interface	●	●	●
<b>AUDIO &amp; ENTERTAINMENT</b>			
2 x USB / AUX Jack	●	●	●
AM/FM Tuner, DVD Player	●	●	●
Bluetooth Connectivity	●	●	●
Apple CarPlay & Android Auto	●	●	●
Lexus Premium Audio System with 10 Speakers	●	●	●
<b>360° PROTECTION</b>			
Lexus Safety System+ <ul style="list-style-type: none"> <li>Pre-Collision System including Emergency Steering Assist (ESA) &amp; Intersection Right/Left Turn Assistance</li> <li>Dynamic Radar Cruise Control (DRCC)</li> <li>Lane Tracing Assist (LTA)</li> </ul>	●	●	●
10 SRS Airbags	●	●	●
Hill Start Assist Control	●	●	●
Electric Power Steering (EPS) + Vehicle Stability Control (VSC) + Anti-lock Brake System (ABS) + Traction Control System (TCS)	●	●	●
Lexus Parking Assist System with PKSB	●	●	●
Rear View Camera with Back Guide Monitor	●	●	●
Blind Spot Monitor (BSM)	●	●	●
Auto-Location Tyre Pressure Warning System	●	●	●
<b>RIMS &amp; TYRES</b>			
235/45 R18 SM Aluminium Wheels	●	-	-
235/40 + 265/35 R19 Aluminium Wheels	-	-	●
235/40 R19 SM Aluminium Wheels	-	●	-
<b>F SPORT EXCLUSIVE</b>			
Adaptive Variable Suspension (AVS)	-	-	●
F SPORT Front & Rear Bumper	-	-	●
F SPORT Meters and Multi-information Display	-	-	●
F SPORT Leather Steering Wheel	-	-	●
F SPORT Exhaust Tail Pipe & Diffuser	-	-	●
F SPORT Accelerator Pedal & Scuff plate	-	-	●

Note: Vehicles illustrated, specifications and equipment detailed in this specification sheet may vary. Lexus reserves the right to alter any details of specifications and equipment without notice. Please consult your Lexus sales consultant for details.



**BORNEO MOTORS (SINGAPORE) PTE LTD** | 33 LENG KEE ROAD SINGAPORE 159102 TEL: 66-31-1388 EMAIL: CR@INCHCAPE.COM.SG

**LEXUS BOUTIQUE** | MON-FRI: 9AM TO 6PM SAT: 9AM TO 7PM SUNDAY & PUBLIC HOLIDAYS: 10AM TO 6PM

**LEXUS SERVICE CENTRE** | MON-FRI: 8AM TO 5PM SAT: 8AM TO 12PM CLOSED ON SUNDAY & PUBLIC HOLIDAYS

**[WWW.LEXUS.COM.SG](http://WWW.LEXUS.COM.SG)**