

LC

LC500 Convertible





Note: Vehicle pictured and specifications detailed in this catalog may vary from models and equipment available in your area. Please inquire at your local dealer for details on the availability of features.



Note: Vehicles pictured and specifications detailed in this catalog may vary from models and equipment available in your area. Please inquire at your local dealer for details on the availability of features.



Note: Vehicles pictured and specifications detailed in this catalog may vary from models and equipment available in your area. Please inquire at your local dealer for details on the availability of features.



Note: Vehicles pictured and specifications detailed in this catalog may vary from models and equipment available in your area. Please inquire at your local dealer for details on the availability of features.

LEXUS
INTELLIGENCE
SIX



CONCEPT



Crafted to inspire, the LC Convertible fuses the sensual beauty and exhilarating performance of the LC coupe with an open-air oneness with nature, enveloping and invigorating the senses in an exceptional driving experience unique to a Lexus convertible.



» INTELLIGENCE



Note: Vehicles pictured and specifications detailed in this catalog may vary from models and equipment available in your area. Please inquire at your local dealer for details on the availability of features.



To the stunning beauty and dynamic performance of the LC, Lexus's performance flagship, the LC Convertible injects the unique sensations and exhilaration of open-air driving. The captivating convertible silhouette with its distinctive automated soft top gives fresh expression to the LC's 'Seduction & Technology' design concept, accentuating its unique identity. The seamless flow from the exterior into interior shapes an inviting and snug cockpit, its finely crafted comfort and detailing enhancing the experience of a limitless enjoyment

of nature in all seasons. The sharp response and linear characteristics that unify the driver and car were produced by the uncompromising pursuit of body rigidity and ongoing evolution of the platform architecture and packaging. It is realized through refined drive force control that optimizes shifting and acceleration and a heart-stirring engine soundscape to provide an exhilarating drive, whether you prefer comfortable cruising or relish all-out sports driving excitement.



DESIGN



Innovative design and meticulous craftsmanship open up the beauty of the LC to create a bold and distinctive identity befitting a Lexus convertible, expressed in the sleek, flowing silhouette that accentuates the unique convertible character.



» INTELLIGENCE



EXTERIOR

Artfully blending the coupe's avant-garde roofline with the dynamic character of a convertible, it exudes a beautiful and bold presence with the soft top open or closed.



INTERIOR

Designed to be viewed from the outside and experienced while cocooned inside, the cockpit blends the innovation and authentic craftsmanship synonymous with Lexus luxury comfort with the unrestricted enjoyment of nature.



PERFORMANCE




The LC Convertible evolves the LC's 'Even Sharper, More Refined' driving performance, further honing the clear linear steering and exceptional driving rhythm that unify car and driver. Whether cruising the freeway or climbing a mountain road, you'll savor the exhilarating driving feel, boosted by the sensual engine sound and oneness with nature you can only fully experience with the top down.




» INTELLIGENCE





FR (Front engine, Rear wheel drive) platform

The structural integrity that forms the core of the LC's next generation driving dynamics focused on the vital contribution of the platform architecture to performance. To provide smooth maneuverability and stability, the moment of inertia was reduced and the center of gravity lowered to realize excellent steering stability. It is reinforced by a wide stance with short overhangs, and balanced front-to-rear weight distribution, to realize responsive and natural vehicle behavior. The result is a layout that realizes driving close to the ideal, enhancing the convertible's responsiveness to driver inputs and giving a natural feel of the road. It also enables the beautiful body with its captivating silhouette, together with ample luggage space.



- LSW (Laser Screw Welding)
- 4-sheet welding
- additional weld points
- Arc welding

Multi material body

To give the LC convertible with its soft-top roof the structural integrity at the heart of the LC's dynamic performance, it integrates several exclusive components to boost body rigidity. They include a rear suspension tower brace with V-brace, torsion box, underfloor braces, and gussets on the bottom of the front and center pillars. The use of aluminum, hot-stamp, and high-tensile steel further contributes to the lightweight, high rigidity body structure, reinforced by the use of body adhesives, laser welding and laser screw welding. To further lighten weight and lower the center of gravity, aluminum and CFRP (Carbon Fiber Reinforced Plastics) are used for a variety of components.




- CFRP
- Aluminum
- G-SMC (Glass-Sheet Molding Compound)
- High-tensile steel
- Steel



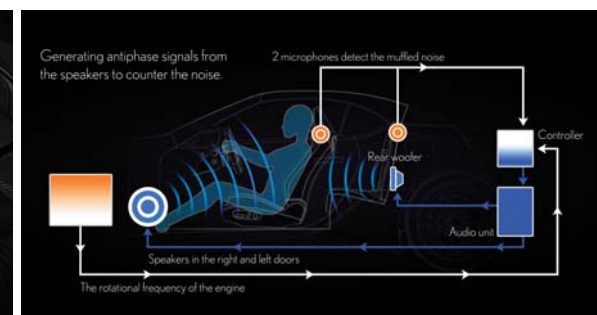
Braces

A blend of CAE analysis and emotional driving feel drove the pursuit of body rigidity, optimizing the shape and positioning of the braces and use of lightweight materials to provide a strong platform for the enjoyment of open-air driving. The rear suspension tower brace and front, center and rear underfloor braces reinforce the torsional and flexural rigidity of the body, contributing to the suppression of excess vibration.



Aerodynamics

Building on the LC's meticulous approach to refining the flow of air both over and under the vehicle to enhance aerodynamics, further research into the changing aerodynamics when the roof is open helps maintain a pleasant air flow in the cabin, whether driving in the city or at high speed on the open road. The addition of a transparent rear deflector contributes to a pleasant airflow in the cabin.



Engine sound

Advanced Lexus engineering creates a soundscape that combines the luxury of quiet open space with the emotional roar of sporting performance as you press the accelerator. A sound generator on the air intake and active sound-control valves in the exhaust create heart-stirring engine sounds when starting up and accelerating. They are complemented by ANC (Active Noise Control) that cancels out unpleasant engine noise using the audio system speakers, based on input from microphones in the cabin.

Note: Vehicles pictured and specifications detailed in this catalog may vary from models and equipment available in your area. Please inquire at your local dealer for details on the availability of features.

FEATURES



The LC Convertible applies the Lexus concept of luxury to create an unparalleled open-air driving experience, embedding innovative technologies, Japanese hospitality, authentic craftsmanship, and Lexus finesse into the quality details.



» INTELLIGENCE





Fully automated roof system

The fully automated roof system sets the LC Convertible apart. The compact soft top conveys a feeling of lightness, crafted to create a distinctive roofline when closed, and a beautiful silhouette when open and stored under the tonneau cover. It opens and closes quickly in a smooth graceful motion while driving at speeds below 50km/h, with the operational status shown by an animation and progress bar in the multi-information display. An insulation layer in the top's multi-layered structure contributes to the quiet cabin.

Roof switch

In a subtle Lexus refinement, the soft top control switch is concealed under the palm rest, creating a special feeling of opening the lid that mimics opening/closing the soft top. For intuitive operation, the switch direction matches the movement of the roof. The switch features a non-slip Lexus L-shaped pattern, providing tactile feedback for confident operation.




Rear deflector

The transparent rear wind deflector behind the rear seats contributes to comfort in the cabin while driving at speeds up to 60km/h. It controls the flow of air into the rear of cabin, and directs it down into the rear seat area to reduce airflow.



Lexus Climate Concierge

The Lexus Climate Concierge automatically controls the cabin temperature, seat, steering wheel and neck heaters, and Ventilated Seats for the front seats. It realizes different control settings depending on whether the soft top is open or closed. When the soft top is open, in addition to the control settings for when the top is closed, the Concierge responds to the vehicle's speed, optimizing the temperature to embrace occupants in a refined and relaxing environment.



Mark Levinson audio system

The audiophile-quality Mark Levinson Reference Surround Sound System incorporates an 11-channel amplifier that drives 13 speakers, including speakers integrated into the rear seat headrests, to replicate a precise sound stage that reproduces the position and depth of each instrument. When the soft top is open, the system automatically complements and adjusts the sound architecture in real-time to deliver the audio quality you enjoy with the soft top closed in an open-air environment, and harmonize with the sound of the engine.

Luggage space

The soft-top roof is surprisingly compact when stowed away, fitting snugly into a space under the tonneau cover. This not only contributes to the eye-catching side silhouette, but also enables a trunk large enough to stow a golf bag or suitcases.





SAFETY



The LC Convertible's exhilarating performance is underpinned by active and passive safety measures that utilize advanced technologies to deepen your peace of mind.




» INTELLIGENCE



LEXUS SAFETY SYSTEM +

Pre-Collision System

When the millimeter-wave radar and monocular camera sensors detect a collision with a vehicle or pedestrian*1 ahead is likely, it alerts the driver and activates pre-collision brake assist when the driver depresses the brake pedal. If the driver cannot depress the brake pedal, it activates pre-collision braking.



LKA (Lane Keeping Assist)

On expressways and automobile-only roads, LKA assists steering in the current lane when Dynamic Radar Cruise Control with full speed range is activated. It also alerts the driver with a buzzer and on the multi-information display if the system judges the vehicle is about to cross the lane markings, and assists steering to help avoid lane departure.

AHB (Automatic High Beam)

AHB helps safe driving at night by instantly switching from high to low beam when the lights of an oncoming vehicle, or the tail lights of a vehicle in front, are detected.

Dynamic Radar Cruise Control

In addition to maintaining a constant speed, Dynamic Radar Cruise Control uses the millimeter-wave radar and monocular camera sensors to detect a vehicle driving ahead and maintain an appropriate distance between vehicles.



Blind Spot Monitor System

When the quasi-millimeter-wave radars in the rear bumper detect vehicles in adjacent lanes that aren't visible in the door mirrors, the system activates an LED warning indicator in the relevant door mirror the moment a vehicle enters this blind spot.



Active roll bars

Innovative active roll bars integrated inside the package tray help realize the beautiful silhouette when the top is open. They automatically deploy upward when a collision or rollover is detected, helping contribute to dispersing the load on the vehicle body.

SRS (Supplemental Restraint System) airbags

The LC Convertible features dual-stage SRS airbags (Front seats), SRS knee airbags (Front seats), and large SRS side airbags (Front seats) that expand to help protect the occupants' heads.*2



*1 Pedestrian detection is not available in some markets. Please inquire at your local dealer for details.

*2 The SRS airbags are supplemental devices to be used with the seatbelts. The driver and all passengers in the vehicle must wear their seatbelts properly at all times. Never install a rear-facing CRS (Child Restraint System) on the front passenger's seat. For a forward-facing CRS, it is recommended you use it in the rear seats. Please do not use accessories for the seats which cover the parts where the SRS side airbags should inflate. Such accessories may prevent the SRS side airbags from activating correctly, causing serious injury (Lexus genuine seat covers are specifically designed for models equipped with the SRS side airbags). To find out about availability in your area, please inquire at your local dealer. The photo shows all the SRS airbags activated for display purposes only (the SRS side and curtain shield airbags only inflate on the side of the collision in an actual accident). For details on these and other important safety features, be sure to read the Owner's Manual carefully.

Note: The systems functions may not operate properly depending on the weather, road and vehicle conditions or other factors. Be sure to read the Owner's Manual carefully. Do not overly rely on these systems, as there is a limit to the performance they can provide. The driver is always responsible for paying attention to the vehicle's surroundings and driving safely.

Vehicles pictured and specifications detailed in this catalog may vary from models and equipment available in your area. Please inquire at your local dealer for details on the availability of features.

TAKUMI



Our Takumi craftsmen strive for perfection in every aspect of their work, actively seeking enhancements by applying constant care and dedication to their craftsmanship, blending their craftsmen's skills with the power of technology to better anticipate the future.



» INTELLIGENCE



EXTERIOR & INTERIOR
COLORS

The color design expresses elegance and luxury, leveraging the extraordinary experience only a convertible can create in the seamless merging of exterior and interior. It expands the opportunities to personalize the design through body and soft top color combinations, as well as the sophisticated interior colors and materials.



White Nova Glass Flake <083>



Dark Gray Mica <1G0>



Sonic Silver <1J2>



Sonic Titanium <1J7>



Black <212>



Graphite Black Glass Flake <223>



Radiant Red Contrast Layering <3T5>



Blazing Carnelian Contrast Layering <4Y1>



Naples Yellow Contrast Layering <5C1>



Terrane Khaki Mica Metallic <6X4>



Deep Blue Mica <8X5>

<SOFT TOP>



Black



Beige



21-inch forged wheels

<SEMI-ANILINE LEATHER>



Ocher



Black



Flare Red

<SEMI-ANILINE LEATHER>



Ocher



Flare Red



Black

<COLORS/SEATING MATERIALS>

	SOFT TOP COLORS/SEATING MATERIAL/INTERIOR COLORS			
	Black / Roof Top Black	Ocher / Roof Top Beige	Ocher / Roof Top Black	Flare Red/ Roof Top Black
White Nova Glass Flake <083>	●	●	●	●
Dark Gray Mica <1G0>	●	●	●	●
Sonic Silver <1J2>	●	●	●	●
Sonic Titanium <1J7>	●	●	●	●
Black <2I2>	●	●	●	●
Graphite Black Glass Flake <223>	●	●	●	●
Radiant Red Contrast Layering <3T5>	●	●	●	●
Blazing Carnelian Contrast Layering <4Y1>	●	●	●	●
Naples Yellow Contrast Layering <5C1>	●	●	●	●
Terrane Khaki Mica Metallic <6X4>	●	●	●	●
Deep Blue Mica <8X5>	●	●	●	●

● : Available combination.

SPECIFICATIONS

ENGINE	LC CONVERTIBLE
Engine type	5.0-Litre V8 32-valve DOHC with Dual VVT-I
Transmission Type	10-speed Automatic
Bore x Stroke	94.0 x 89.5
Displacement	4,969cc
Compression Ratio	12.3:1
Max. Output	(351kw) 471 bhp / 7,100 rpm
Max. Torque	540 Nm / 4,800 rpm
Max. Speed	270 km/h
Acceleration (0-100km/h)	4.9 sec
Fuel Consumption	12.7 L / 100 km
CO ₂ Emission	290 g/km
VES Banding	C2
CHASSIS	
Brake (Front)	Ventilated Disc
Brake (Rear)	Ventilated Disc
Suspension (Front)	Multi-link
Suspension (Rear)	Multi-link
Steering System	Electric Power Steering
MEASUREMENTS	
Length	4,770mm
Width	1,920mm
Height	1,350mm
Wheelbase	2,870mm
Tread (Front)	1,630mm
Tread (Rear)	1,635mm
Kerb Weight	2,035 - 2,055kg
Gross Vehicle Weight	2,450kg
Min. Ground Clearance	131mm
Min. Turning Radius	5.4m
Boot Capacity	149L
Fuel Tank Capacity	82L



FEATURES

	LC Convertible
EXHILARATING PERFORMANCE	
8" LFA-Inspired Sliding Digital Meter	•
Paddle Shifters	•
Drive Mode Select (ECO/ Normal/ Sport/ Sport S+)	4
Active Noise Control	•
Full Automated Roof System	•
ULTIMATE COMFORT	
Power Tilt and Telescopic Steering Column	•
Auto Retractable Wing Mirrors with Memory	•
Electrochromic (EC) Inside Rear View Mirror	•
Original Factory-fitted Sports Seats with Integrated Headrest	Semi Aniline
Power Adjustable Front Seats	8-way
Memory Seats	D
Lumbar Support	•
Door Trim, Instrument Panel & Console Box	Lexus Nuluxe
Dual-Zone Independent Climate Control	•
Air Ventilated Front Seats	•
Adaptive Variable Suspension (AVS)	•
INTUITIVE TECHNOLOGY	
SMART Keyless Go	•
LED Headlamps + Cornering Lamps	•
LED Daytime Running Lamps + Rear Fog Lamps	•
Cruise Control (Adaptive)	•
Lexus Remote Touch Interface	•
Lexus Integrated Navigation System	•
10.3" Electro Multi Vision (EMV) Display with HighRes Playback	•
Lexus Climate Concierge	•
Touch Capacitive LED Light Switches	•
Ambient Illumination	•
Coloured Head-up Display	•
Power Easy Access System	•
Card Key	•
AUDIO & ENTERTAINMENT	
USB / AUX	•
AM/FM, DVD Player	•
Mark Levinson Surround Sound System with 13 Speakers	•
Phone Bluetooth	•
Miracast (Screen Sharing with Android Smartphone via Wifi)	•
Apple CarPlay & Android Auto	•
360° PROTECTION	
SRS Airbags	•
Blind Spot Monitor (BSM)	•
Rear View Camera with Back Guide Monitor	•
Hill Start Assist Control	•
Vehicle Dynamic Integrated Management (EPS + VSC + ABS + TCS + LDH)	•
Lexus Parking Assist System with 8 Sensors	•
Pop Up Hood	•
Lexus Safety System+	•
245/40 + 275/35 RF 21" Forged Wheel with Runflat Tyres	•

Note: Vehicles illustrated, specifications and equipment detailed in this specification sheet may vary. Lexus reserves the right to alter any details of specifications and equipment without notice. Please consult your Lexus sales consultant for details.



BORNEO MOTORS (SINGAPORE) PTE LTD | 33 LENG KEE ROAD SINGAPORE 159102 TEL: 66-31-1388 EMAIL: CR@INCHCAPE.COM.SG

LEXUS BOUTIQUE | MON-FRI: 9AM TO 6PM SAT: 9AM TO 7PM SUNDAY & PUBLIC HOLIDAYS: 10AM TO 6PM

LEXUS SERVICE CENTRE | MON-FRI: 8AM TO 5PM SAT: 8AM TO 12PM CLOSED ON SUNDAY & PUBLIC HOLIDAYS

WWW.LEXUS.COM.SG